



ASSISTED VOLUNTARY RETURN FROM BELGIUM (REAB)

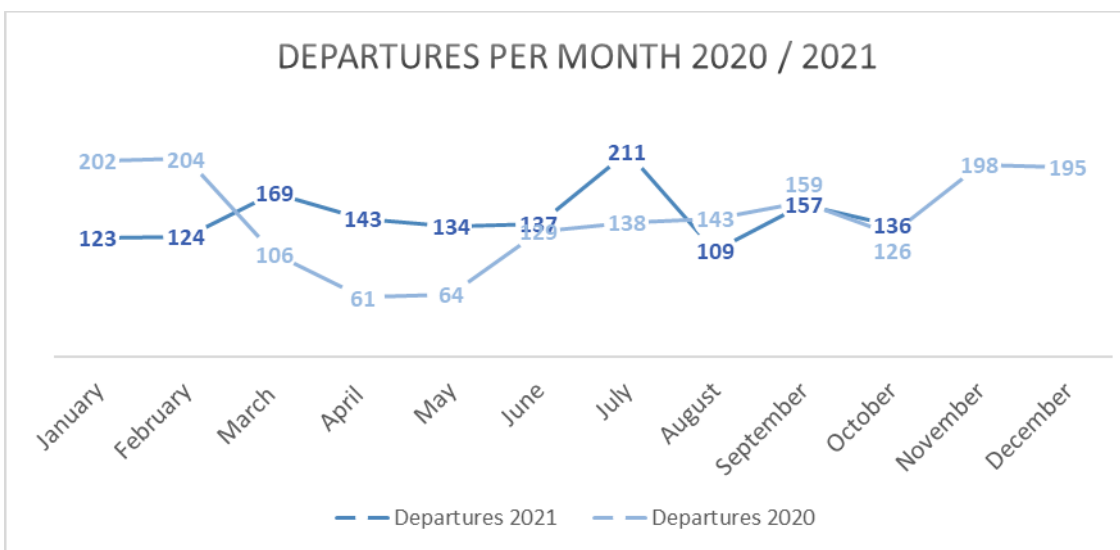
MONTHLY QUANTITATIVE REPORT – OCTOBER 2021

136 IOM AVR from Belgium in October.
100% by plane, **0%** by land

56% received a small cash reinstallation grant (EUR 250 adult/EUR 125 child) and **60** persons received transit assistance to reach final destination in October.

1443 IOM AVR from Belgium in 2021 to **81** countries of origin

Number of AVR beneficiaries 2020/2021:¹



Month	January	February	March	April	May	June	July	August	September	October	November	December	Grand total
Departures 2021	123	124	169	61	64	137	211	109	157	136		195	1443
Departures 2020	202	204	106	143	134	129	138	143	159	126			1725

¹ The AVR figures refer to the assisted voluntary returns organized via IOM. For a full overview of the voluntary return figures from Belgium, please consult the Fedasil website: <https://www.fedasil.be/en/statistics>



Total Voluntary Returns – October:

Countries or areas/places of return	October		Total Departures 2021	Total Registrations 2021
	Departed	Registered		
AFGHANISTAN			11	16
ALBANIA	4	3	7	23
ALGERIA	2	5	7	32
ANGOLA	2		2	5
ARGENTINA			3	3
ARMENIA	5	4	14	16
AUSTRALIA			0	0
AUSTRIA			0	1
AZERBAIJAN			1	5
BANGLADESH	2		5	5
BARBADOS			0	0
BELARUS	3	16	33	49
BENIN			0	0
BHUTAN			0	0
BOLIVIA (THE PLURINATIONAL STATE OF)			0	0
BOSNIA AND HERZEGOVINA		1	0	7
BOTSWANA			0	0
BRAZIL	16	28	185	210
BULGARIA	8	8	18	22
BURKINA FASO			3	2
BURUNDI		1	2	6
CAMBODIA			0	0
CAMEROON			4	10
CANADA			0	0
CABO VERDE			0	0
CENTRAL AFRICAN REPUBLIC			0	0
CHAD			2	3
CHILE			0	0
CHINA		1	2	5
COLOMBIA	2	5	14	28
CONGO (Brazzaville)	1		1	2
CONGO, DEMOCRATIC REPUBLIC OF		3	15	26
COSTA RICA			1	1
CÔTE D'IVOIRE			2	3
CROATIA			0	0
CUBA			1	0
CURACAO			0	0
CYPRUS			0	0
CZECHIA			1	2
DJIBOUTI			2	2
DOMINICAN REPUBLIC			0	0
ECUADOR			5	6
EGYPT			3	5
EL SALVADOR	13	11	207	248
EQUATORIAL GUINEA			0	0
ERITREA			0	1
ESTONIA			0	0
ETHIOPIA	1	2	2	6
GABON			0	0
GAMBIA			0	2
GEORGIA	2	10	39	53



International Organization for Migration (IOM)
The UN Migration Agency

Countries or areas/places of return	October		Total Departures 2021	Total Registrations 2021
	Departed	Registered		
GERMANY			0	2
GHANA	1	3	6	13
GREECE	1		4	11
GUATEMALA			9	14
GUINEA	1	5	10	21
GUINEA-BISSAU			0	0
GUYANA			0	0
HAITI			0	0
HONDURAS			1	0
CHINA, HONG KONG SAR			0	0
HUNGARY			2	5
INDIA	1	1	8	11
INDONESIA			0	0
IRAN (THE ISLAMIC REPUBLIC OF)	1	1	12	17
IRAQ	2	3	34	42
IRELAND			0	4
ISRAEL			0	0
ITALY			0	7
JAMAICA			0	0
JORDAN			5	15
KAZAKHSTAN	2		3	5
KENYA			0	0
KOREA, REPUBLIC OF			0	0
KUWAIT			0	0
KYRGYZSTAN	2		3	3
LAO PEOPLE'S DEMOCRATIC REPUBLIC			0	0
LATVIA			2	2
LEBANON			0	1
LIBERIA		2	0	2
LIBYAN ARAB JAMAHIRIYA			0	0
LITHUANIA			0	0
MADAGASCAR			0	0
MALAYSIA			0	1
MALI			1	2
MALTA			0	0
MAURITANIA			4	2
MAURITIUS			1	1
MEXICO			4	4
MOLDOVA, REPUBLIC OF	5	7	84	94
MONGOLIA	16	4	140	161
MONTENEGRO			2	4
MOROCCO	2	6	18	49
MOZAMBIQUE			0	0
MYANMAR			0	0
NEPAL			1	2
NETHERLANDS ANTILLES			0	0
NICARAGUA			6	4
NIGER			5	6
NIGERIA		2	1	11
NORTH MACEDONIA	1		12	20
NORWAY			0	0
PAKISTAN			7	8
PALESTINIAN TERRITORIES			0	0
PANAMA			0	0
PARAGUAY			0	0
PERU			6	8
PHILIPPINES		1	10	14



International Organization for Migration (IOM)

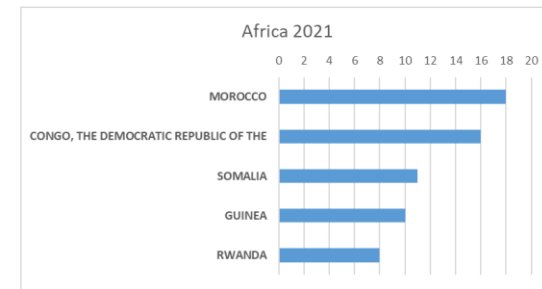
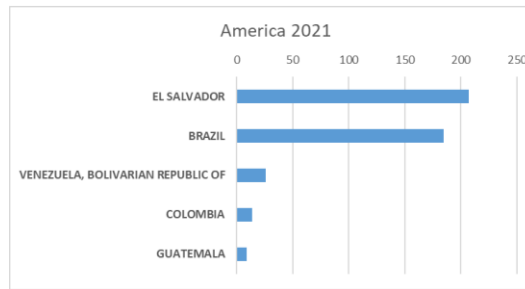
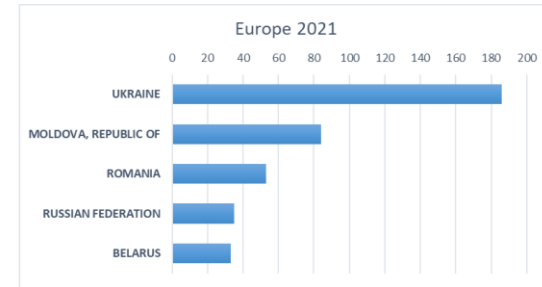
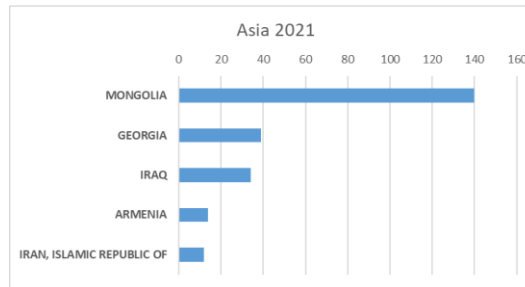
The UN Migration Agency

Countries or areas/places of return	October		Total Departures 2021	Total Registrations 2021
	Departed	Registered		
POLAND			1	2
PORTUGAL			0	1
ROMANIA	11	8	53	88
RUSSIAN FEDERATION		5	35	57
RWANDA			8	9
SAUDI ARABIA			0	0
SAO TOME AND PRINCIPE			0	0
SENEGAL			6	11
SERBIA		4	22	25
SIERRA LEONE			3	3
SLOVAKIA		8	24	60
SOMALIA			11	16
SOUTH AFRICA			0	0
SOUTH SUDAN			0	0
SPAIN			12	16
SRI LANKA			6	9
SUDAN		2	4	16
SURINAME	1		4	8
SYRIAN ARAB REPUBLIC			0	0
SWEDEN			0	0
TAIWAN PROVINCE OF THE PEOPLE'S REPUBLIC OF CHINA			0	0
TAJIKISTAN			0	0
TANZANIA, UNITED REPUBLIC OF	1		4	4
THAILAND			5	6
TOGO	1	3	4	7
TRINIDAD AND TOBAGO			0	0
TUNISIA	2	3	5	14
TURKEY		2	8	15
TUVALU			0	0
UGANDA			0	0
UKRAINE	18	13	186	252
UNITED ARABES EMIRATES			0	0
UNITED KINGDOM			0	0
UNITED STATES OF AMERICA			2	2
URUGUAY			0	1
UZBEKISTAN			0	0
VENEZUELA (BOLIVARIAN REPUBLIC OF)	2		26	40
VIET NAM		1	1	2
YEMEN			0	0
ZAMBIA			4	4
ZIMBABWE			0	0
KOSOVO UNSCR 1244	4	4	16	16
Grand Total	136	186	1443	2055



Main destinations Voluntary Returns per Continent 2021:

Voluntary Returns to Asia		2021
MONGOLIA		140
GEORGIA		39
IRAQ		34
ARMENIA		14
IRAN, ISLAMIC REPUBLIC OF		12
Voluntary Returns to Europe		2021
UKRAINE		186
MOLDOVA, REPUBLIC OF		84
ROMANIA		53
RUSSIAN FEDERATION		35
BELARUS		33
Voluntary Returns to Africa		2021
MOROCCO		18
CONGO, THE DEMOCRATIC REPUBLIC OF THE		16
SOMALIA		11
GUINEA		10
RWANDA		8
Voluntary returns to America		2021
EL SALVADOR		207
BRAZIL		185
VENEZUELA, BOLIVARIAN REPUBLIC OF		26
COLOMBIA		14
GUATEMALA		9





International Organization for Migration (IOM)
The UN Migration Agency

Voluntary Returns per Region / Continent 2021

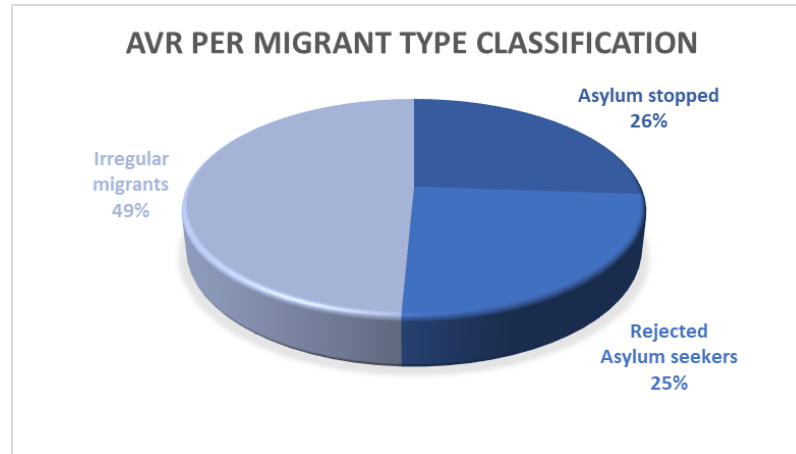
Voluntary Returns per Continent	January	February	March	April	May	June	July	August	September	October	2021
Africa	13	24	17	13	10	18	12	13	6	14	140
Asia	17	21	37	43	23	17	70	12	42	33	315
Europe	31	30	48	47	32	69	89	60	53	55	514
Americas	62	49	67	40	69	33	40	24	56	34	474
Grand Total	123	124	169	143	134	137	211	109	157	136	1443

Voluntary Returns per Province 2021

Voluntary Returns per Province	January	February	March	April	May	June	July	August	September	October	2021
Antwerpen	31	13	25	43	31	55	115	19	51	49	432
Brabant Wallon	0	3	5	2	4	1	4	0	2	1	22
Brussels City	62	49	68	55	55	52	55	40	52	46	534
Hainaut	12	9	11	3	16	6	9	9	10	12	97
Liège	5	2	23	5	13	8	9	6	15	6	92
Limburg	2	10	5	11	4	10	5	9	2	4	62
Luxembourg	2	13	3	0	0		2	7	4	3	34
Namur	1	3	6	7	3	2	0	5	8	5	40
Oost-Vlaanderen	4	12	12	11	2		5	11	1	6	64
Vlaams-Brabant	3	9	7	4	5	2	5	3	4	1	43
West-Vlaanderen	1	1	4	2	1	1	2	0	8	3	23
Grand Total	123	124	169	143	134	137	211	109	157	136	1443



Voluntary Returns per Migrant Type classification 2021



Voluntary Returns per Category	January	February	March	April	May	June	July	August	September	October	2021
Asylum stopped	24	46	53	53	50	29	25	21	42	34	377
Rejected Asylum seekers	33	45	38	22	38	37	35	39	45	23	355
Irregular migrants	66	33	78	68	46	71	151	49	70	79	711
Grand Total	123	124	169	143	134	137	211	109	157	136	1443

Voluntary Returns per Sex 2021

Female Other Male



Female Indeterminate Male

616 (43%) 0 (0%) 827 (57%)

Voluntary Returns per Family composition 2021

Single vs Families

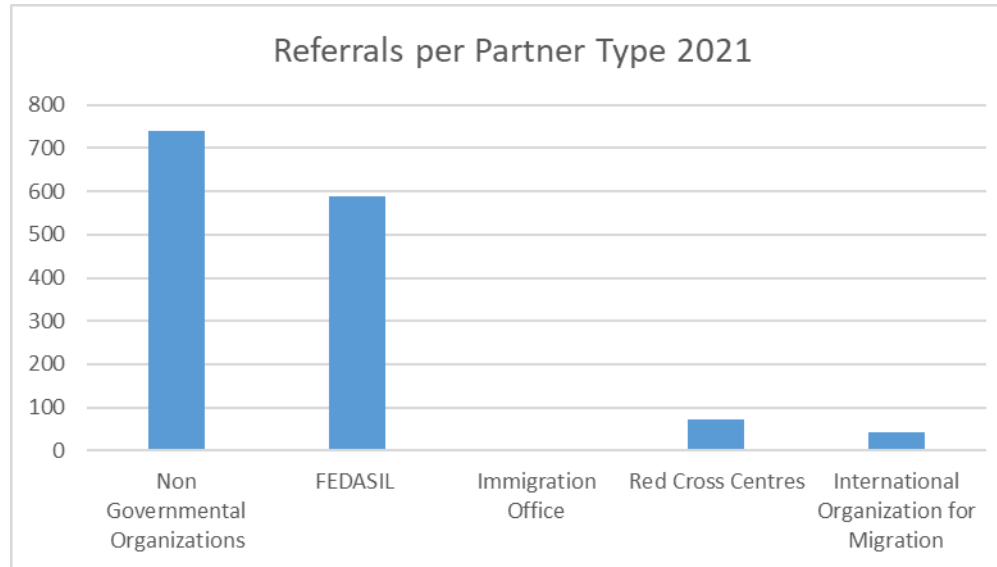


745 single (52%) – 698 with family members (48%)



International Organization for Migration (IOM)
The UN Migration Agency

Voluntary Returns per Partner Type 2021



Referrals per type of Partner	January	February	March	April	May	June	July	August	September	October	2021
Non Governmental Organizations	72	42	76	66	67	59	148	49	78	82	739
FEDASIL	44	59	80	66	62	63	50	51	64	49	588
Immigration Office	0	0	0	0	0	0	0	0	0	0	0
Red Cross Centres	4	17	8	10	3	11	6	5	6	3	73
International Organization for Migration	3	6	5	1	2	4	7	4	9	2	43
Grand Total	123	124	169	143	134	137	211	109	157	136	1443



International Organization for Migration (IOM)
The UN Migration Agency

Voluntary Returns / Asylum Requests 2021

Month	Asylum Requests	Voluntary Returns
January	1377	123
February	1422	124
March	1818	169
April	1595	143
May	1634	134
June	1948	137
July	2392	211
August	2862	109
September	3326	157
October	2407	136
November		
December		
Grand Total	20781	1443



International Organization for Migration (IOM)
The UN Migration Agency

Reintegration support IOM – October 2021

Destination country AVRR – Reintegration IOM	Persons
MONGOLIA	15
KOSOVO	4
ARMENIA	4
ALBANIA	4
MOLDOVA, REPUBLIC OF	3
EL SALVADOR	3
BELARUS	2
VENEZUELA, BOLIVARIAN REPUBLIC OF	2
IRAQ	2
TUNISIA	1
SURINAME	1
NORTH MACEDONIA	1
GHANA	1
TANZANIA, UNITED REPUBLIC OF	1
INDIA	1
GEORGIA	1
ANGOLA	1
IRAN, ISLAMIC REPUBLIC OF	1
Grand Total	48

Assistance to Vulnerable Migrants	Persons
Persons with health-related needs	7
Mental health needs	0
Pregnant women	0
Families with children	2
Single parents	0
Elderly persons	4
Unaccompanied Migrant Children (UMC)	0
ex-UMC	0
Victims of Trafficking (VoT)	0
Grand total	13