



ASSISTED VOLUNTARY RETURN FROM BELGIUM (REAB)

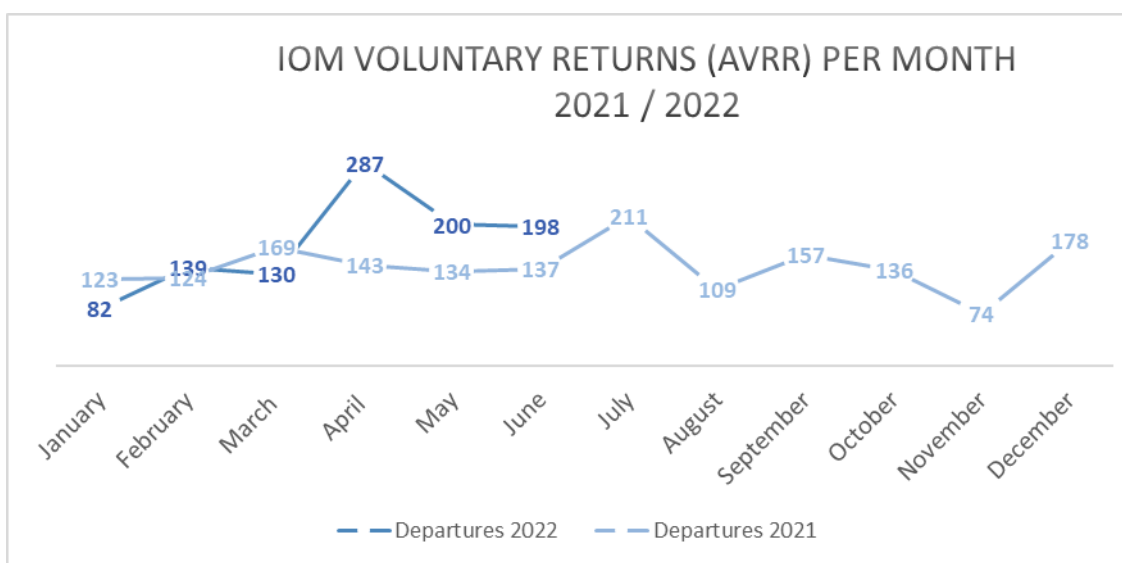
MONTHLY QUANTITATIVE REPORT – JUNE 2022

198 IOM AVRs from Belgium in June. **97%** by plane, **3%** by land

100% received a small cash reinstallation grant (EUR 350 adult/EUR 175 child or EUR 50 adult/EUR 25 child) and **135** persons received transit assistance to reach final destination

1036 IOM AVRs from Belgium in 2022 to **68** countries of origin

Number of AVR beneficiaries (IOM voluntary returns) 2021/2022:¹



IOM voluntary returns (AVRR) vs. non-IOM voluntary returns (FAR):²

Month	January	February	March	April	May	June	Grand total
IOM voluntary returns 2022 (AVRR)	82	139	130	287	200	198	1036
non-IOM voluntary returns 2022 (FAR) with IOM support	24	19	7	4	25	tbc	79
Grand total (IOM & non-IOM voluntary returns) 2022	106	158	137	291	225		1115

¹ The AVR figures refer to the assisted voluntary returns organized via IOM. For a full overview of the voluntary return figures from Belgium, please consult the Fedasil website: <https://www.fedasil.be/en/statistics>

² These returns are organized by Fedasil with airport assistance of IOM and/or reintegration support IOM..



Total IOM Voluntary Returns – June:

Countries or areas/places of return	June		Total Departures 2022	Total Registrations 2022
	Departed	Registered		
AFGHANISTAN			0	0
ALBANIA	1	5	6	21
ALGERIA	1	1	9	20
ANGOLA			2	1
ARGENTINA			5	2
ARMENIA	1	4	13	18
AUSTRALIA			0	0
AUSTRIA			0	0
AZERBAIJAN			0	3
BANGLADESH			1	3
BARBADOS			0	0
BELARUS	4	12	28	29
BENIN		1	0	1
BHUTAN			0	0
BOLIVIA (THE PLURINATIONAL STATE OF)			0	0
BOSNIA AND HERZEGOVINA			0	0
BOTSWANA			0	0
BRAZIL	51	55	239	260
BULGARIA	2	2	9	13
BURKINA FASO	1	2	1	4
BURUNDI			2	3
CAMBODIA			0	0
CAMEROON			4	5
CANADA			1	0
CABO VERDE			1	1
CENTRAL AFRICAN REPUBLIC			0	0
CHAD			1	1
CHILE			1	1
CHINA		1	0	2
COLOMBIA	2	6	19	22
CONGO (Brazzaville)			1	0
CONGO, DEMOCRATIC REPUBLIC OF	2	1	10	12
COSTA RICA			0	0
CÔTE D'IVOIRE	1	1	1	4
CROATIA			0	0
CUBA			0	0
CURACAO			0	0
CYPRUS			0	0
CZECHIA			0	0
DJIBOUTI		1	0	1
DOMINICAN REPUBLIC			0	1
ECUADOR		1	1	3
EGYPT		2	1	7
EL SALVADOR	1	9	62	58
EQUATORIAL GUINEA			0	0
ERITREA			0	2
ESTONIA			0	0
ETHIOPIA	3	2	4	14
GABON			0	0
GAMBIA		1	3	1
GEORGIA	6	17	31	71



International Organization for Migration (IOM)
The UN Migration Agency

Countries or areas/places of return	June		Total Departures 2022	Total Registrations 2022
	Departed	Registered		
GERMANY			0	1
GHANA			2	4
GREECE			0	0
GUATEMALA	1	1	4	6
GUINEA	1	1	6	10
GUINEA-BISSAU			0	0
GUYANA			0	0
HAITI			2	1
HONDURAS			0	0
CHINA, HONG KONG SAR			0	0
HUNGARY			0	0
INDIA	1	2	2	5
INDONESIA			0	0
IRAN (THE ISLAMIC REPUBLIC OF)			4	5
IRAQ	2	6	21	42
IRELAND			0	0
ISRAEL			0	0
ITALY			8	4
JAMAICA			0	0
JORDAN	1		3	3
KAZAKHSTAN			7	7
KENYA			0	0
KOREA, REPUBLIC OF			0	0
KUWAIT			0	0
KYRGYZSTAN			0	0
LAO PEOPLE'S DEMOCRATIC REPUBLIC			0	0
LATVIA			1	0
LEBANON			2	2
LIBERIA			0	0
LIBYAN ARAB JAMAHIRIYA			0	0
LITHUANIA			0	0
MADAGASCAR			0	0
MALAYSIA			0	0
MALI			0	1
MALTA			0	0
MAURITANIA	1		1	1
MAURITIUS			0	0
MEXICO			1	1
MOLDOVA, REPUBLIC OF	26	3	86	152
MONGOLIA	57	22	238	334
MONTENEGRO			0	0
MOROCCO	6	9	20	34
MOZAMBIQUE			0	0
MYANMAR			0	0
NEPAL			1	1
NETHERLANDS ANTILLES			0	0
NICARAGUA			0	0
NIGER		1	3	3
NIGERIA			4	4
NORTH MACEDONIA		8	10	29
NORWAY			0	0
PAKISTAN	3	1	5	8
PALESTINIAN TERRITORIES		2	0	3
PANAMA			0	0
PARAGUAY			0	0
PERU	1	2	4	6
PHILIPPINES			9	7



International Organization for Migration (IOM)

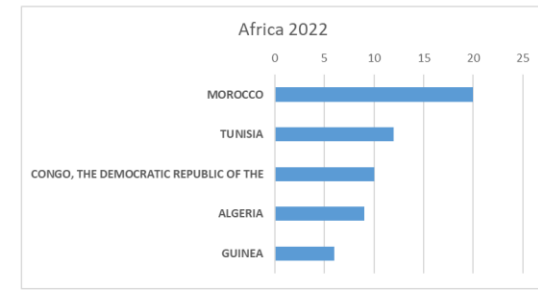
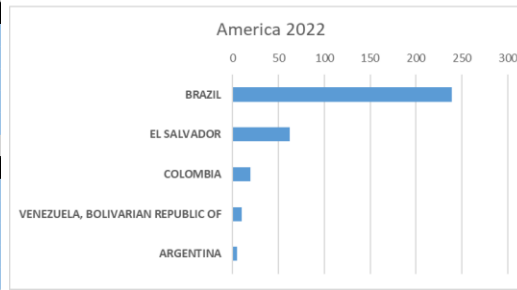
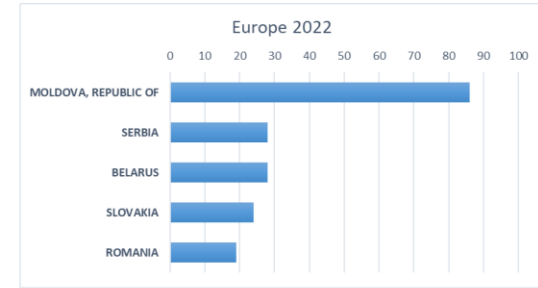
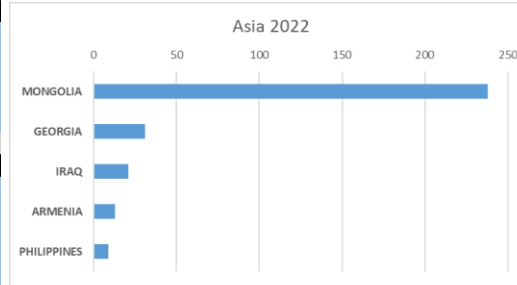
The UN Migration Agency

Countries or areas/places of return	June		Total Departures 2022	Total Registrations 2022
	Departed	Registered		
POLAND			0	0
PORTUGAL			0	1
ROMANIA	4	14	19	51
RUSSIAN FEDERATION		2	10	31
RWANDA		1	1	2
SAUDI ARABIA			0	0
SAO TOME AND PRINCIPE			0	0
SENEGAL	1		2	2
SERBIA	12	6	28	22
SIERRA LEONE			0	0
SLOVAKIA	1	5	24	36
SOMALIA		2	2	7
SOUTH AFRICA			0	0
SOUTH SUDAN			0	0
SPAIN		1	0	3
SRI LANKA			1	0
SUDAN		1	5	7
SURINAME			3	1
SYRIAN ARAB REPUBLIC			0	0
SWEDEN			0	0
TAIWAN PROVINCE OF THE PEOPLE'S REPUBLIC OF CHINA			0	0
TAJIKISTAN	4		4	4
TANZANIA, UNITED REPUBLIC OF			0	0
THAILAND			3	2
TOGO			0	0
TRINIDAD AND TOBAGO			0	0
TUNISIA		2	12	15
TÜRKIYE		3	3	12
TUVALU			0	0
UGANDA			0	0
UKRAINE			7	16
UNITED ARABES EMIRATES			0	0
UNITED KINGDOM			0	0
UNITED STATES OF AMERICA			0	1
URUGUAY			0	0
UZBEKISTAN			0	1
VENEZUELA (BOLIVARIAN REPUBLIC OF)			10	21
VIET NAM			1	0
YEMEN			0	0
ZAMBIA			0	0
ZIMBABWE			0	0
KOSOVO UNSCR 1244			1	1
Grand Total	198	219	1036	1494



Main destinations IOM Voluntary Returns per Continent 2022:

Voluntary Returns to Asia		2022
MONGOLIA		238
GEORGIA		31
IRAQ		21
ARMENIA		13
PHILIPPINES		9
Voluntary Returns to Europe		2022
MOLDOVA, REPUBLIC OF		86
SERBIA		28
BELARUS		28
SLOVAKIA		24
ROMANIA		19
Voluntary Returns to Africa		2022
MOROCCO		20
TUNISIA		12
CONGO, THE DEMOCRATIC REPUBLIC OF THE		10
ALGERIA		9
GUINEA		6
Voluntary returns to America		2022
BRAZIL		239
EL SALVADOR		62
COLOMBIA		19
VENEZUELA, BOLIVARIAN REPUBLIC OF		10
ARGENTINA		5





International Organization for Migration (IOM)
The UN Migration Agency

Voluntary Returns per Region / Continent 2022

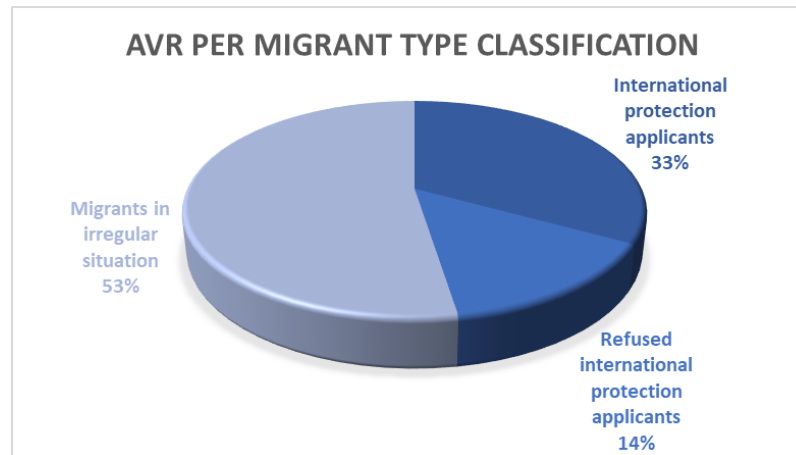
Voluntary Returns per Continent	January	February	March	April	May	June	2022
Africa	8	17	20	23	13	17	98
Asia	11	33	24	129	77	75	349
Europe	17	28	27	67	48	50	237
Americas	46	61	59	68	62	56	352
Grand Total	82	139	130	287	200	198	1036

Voluntary Returns per Province 2022

Voluntary Returns per Province	January	February	March	April	May	June	2022
Antwerpen	17	36	26	122	77	68	346
Brabant Wallon	2		3	6	0		11
Brussels City	36	72	69	90	83	74	424
Hainaut	4	3	2	19	7	16	51
Liège	2	12	4	20	6	5	49
Limburg	7	1	0	5	10	13	36
Luxembourg	0	4	1	7	1	5	18
Namur	5	1	3	0	3	8	20
Oost-Vlaanderen	6	6	6	4	2	2	26
Vlaams-Brabant	3	4	12	8	2	1	30
West-Vlaanderen	0	0	4	6	9	6	25
Grand Total	82	139	130	287	200	198	1036



Voluntary Returns per Migrant Type classification 2022



Voluntary Returns per Category	January	February	March	April	May	June	2022
International protection applicants	24	40	40	83	63	92	342
Refused international protection applicants	25	22	20	45	22	16	150
Migrants in irregular situation	33	77	70	159	115	90	544
Grand Total	82	139	130	287	200	198	1036

Voluntary Returns per Sex 2022

Female Other Male



Female Indeterminate Male

470 (45%) 0 (0%) 566 (55%)

Voluntary Returns per Family composition 2022

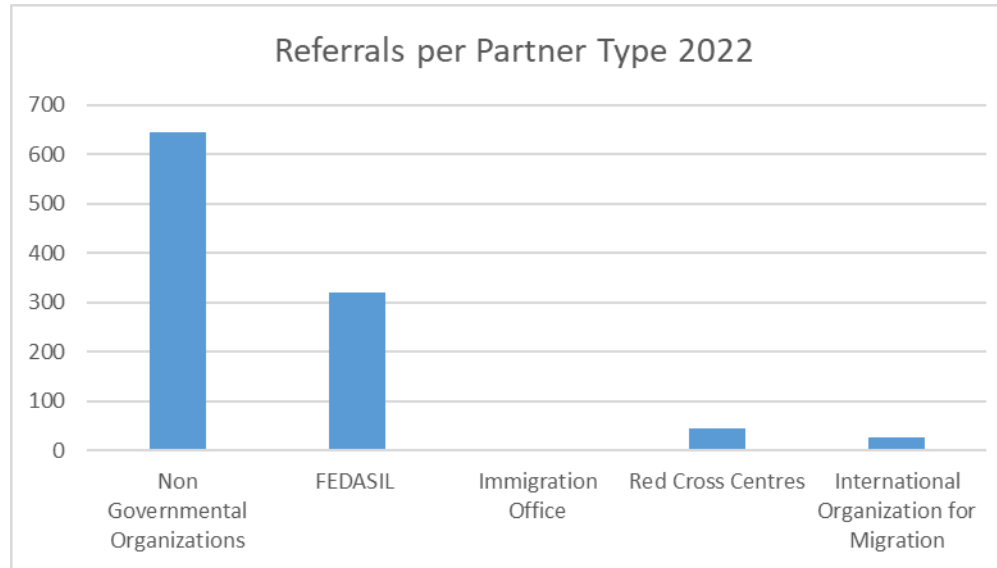
Single vs Families



476 single – 560 with family members



Voluntary Returns per Partner Type 2022



Referrals per type of Partner	January	February	March	April	May	June	2022
Non Governmental Organizations	51	86	69	170	141	128	645
FEDASIL	28	45	54	112	35	46	320
Immigration Office	0	0	0	0	0	0	0
Red Cross Centres	1	1	5	3	14	20	44
International Organization for Migration	2	7	2	2	10	4	27
Grand Total	82	139	130	287	200	198	1036



International Organization for Migration (IOM)
The UN Migration Agency

Voluntary Returns / Asylum Requests 2022

Month	Asylum Requests	Voluntary Returns
January	2680	82
February	2290	139
March	3247	130
April	2333	287
May	2556	200
June		198
July		
August		
September		
October		
November		
December		
Grand Total	13106	1036



International Organization for Migration (IOM)
The UN Migration Agency

Reintegration support IOM – June 2022

Destination country AVRR – Reintegration IOM	Persons
MONGOLIA	57
MOLDOVA, REPUBLIC OF	19
SERBIA	6
BRAZIL	5
BELARUS	4
TAJKISTAN	4
ETHIOPIA	2
PAKISTAN	2
ARMENIA	1
CONGO, THE DEMOCRATIC REPUBLIC OF THE	1
COLOMBIA	1
INDIA	1
MAURITANIA	1
GUATEMALA	1
GUINEA	1
Grand Total	106

Assistance to Vulnerable Migrants	Persons
Persons with health-related needs	14
Mental health needs	0
Pregnant women	0
Families with children	21
Single parents	0
Elderly persons	1
Unaccompanied Migrant Children (UMC)	0
ex-UMC	0
Victims of Trafficking (VoT)	0
Grand total	36