



ASSISTED VOLUNTARY RETURN FROM BELGIUM (REAB)

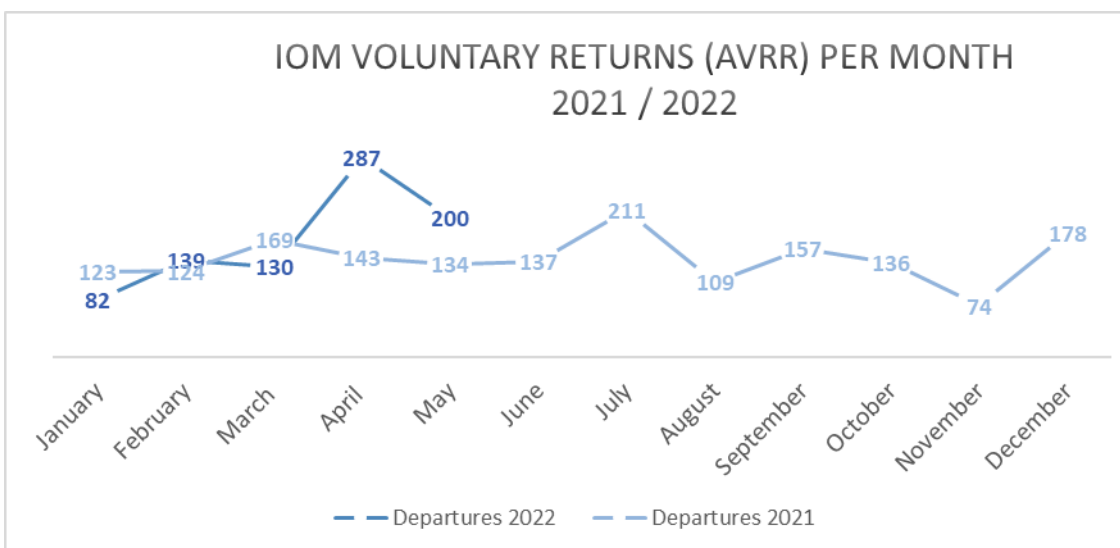
MONTHLY QUANTITATIVE REPORT – MAY 2022

200 IOM AVRs from Belgium in May. **96%** by plane, **4%** by land

100% received a small cash reinstallation grant (EUR 350 adult/EUR 175 child or EUR 50 adult/EUR 25 child) and **121** persons received transit assistance to reach final destination

838 IOM AVRs from Belgium in 2022 to **64** countries of origin

Number of AVR beneficiaries (IOM voluntary returns) 2021/2022:¹



IOM voluntary returns (AVRR) vs. non-IOM voluntary returns (FAR):²

Month	January	February	March	April	May	Grand total
IOM voluntary returns 2022 (AVRR)	82	139	130	287	200	838
non-IOM voluntary returns 2022 (FAR) with IOM support	24	19	7	4	25	79
Grand total (IOM & non-IOM voluntary returns) 2022	106	158	137	291	225	917

¹ The AVR figures refer to the assisted voluntary returns organized via IOM. For a full overview of the voluntary return figures from Belgium, please consult the Fedasil website: <https://www.fedasil.be/en/statistics>

² These returns are organized by Fedasil with airport assistance of IOM and/or reintegration support IOM..

Country Office for Belgium and Luxembourg

40, Rue Montoyerstraat 1st floor • 1000 Brussels • Belgium

Tel: +32.2.287.70.00 • Fax: +32.2.287.70.05 • E-mail: iombrussels@iom.int

<http://belgium.iom.int>



Total IOM Voluntary Returns – May:

Countries or areas/places of return	May		Total Departures 2022	Total Registrations 2022
	Departed	Registered		
AFGHANISTAN			0	0
ALBANIA		3	5	16
ALGERIA	1	2	8	19
ANGOLA			2	1
ARGENTINA			5	2
ARMENIA	5	7	12	14
AUSTRALIA			0	0
AUSTRIA			0	0
AZERBAIJAN			0	3
BANGLADESH		1	1	3
BARBADOS			0	0
BELARUS	3	4	24	17
BENIN			0	0
BHUTAN			0	0
BOLIVIA (THE PLURINATIONAL STATE OF)			0	0
BOSNIA AND HERZEGOVINA			0	0
BOTSWANA			0	0
BRAZIL	52	67	188	205
BULGARIA			7	11
BURKINA FASO			0	2
BURUNDI			2	3
CAMBODIA			0	0
CAMEROON			4	5
CANADA			1	0
CABO VERDE	1		1	1
CENTRAL AFRICAN REPUBLIC			0	0
CHAD			1	1
CHILE			1	1
CHINA			0	1
COLOMBIA	2	2	17	16
CONGO (Brazzaville)			1	0
CONGO, DEMOCRATIC REPUBLIC OF		4	8	11
COSTA RICA			0	0
CÔTE D'IVOIRE			0	3
CROATIA			0	0
CUBA			0	0
CURACAO			0	0
CYPRUS			0	0
CZECHIA			0	0
DJIBOUTI			0	0
DOMINICAN REPUBLIC			0	1
ECUADOR			1	2
EGYPT		1	1	5
EL SALVADOR	5	8	61	49
EQUATORIAL GUINEA			0	0
ERITREA			0	2
ESTONIA			0	0
ETHIOPIA		4	1	12
GABON			0	0
GAMBIA			3	0
GEORGIA	2	11	25	54



International Organization for Migration (IOM)

The UN Migration Agency

Countries or areas/places of return	May		Total Departures 2022	Total Registrations 2022
	Departed	Registered		
GERMANY			0	1
GHANA		1	2	4
GREECE			0	0
GUATEMALA	2	2	3	5
GUINEA	3		5	9
GUINEA-BISSAU			0	0
GUYANA			0	0
HAITI			2	1
HONDURAS			0	0
CHINA, HONG KONG SAR			0	0
HUNGARY			0	0
INDIA			1	3
INDONESIA			0	0
IRAN (THE ISLAMIC REPUBLIC OF)			4	5
IRAQ	3	8	19	36
IRELAND			0	0
ISRAEL			0	0
ITALY			8	4
JAMAICA			0	0
JORDAN		1	2	3
KAZAKHSTAN			7	7
KENYA			0	0
KOREA, REPUBLIC OF			0	0
KUWAIT			0	0
KYRGYZSTAN			0	0
LAO PEOPLE'S DEMOCRATIC REPUBLIC			0	0
LATVIA			1	0
LEBANON			2	2
LIBERIA			0	0
LIBYAN ARAB JAMAHIRIYA			0	0
LITHUANIA			0	0
MADAGASCAR			0	0
MALAYSIA			0	0
MALI			0	1
MALTA			0	0
MAURITANIA			0	1
MAURITIUS			0	0
MEXICO			1	1
MOLDOVA, REPUBLIC OF	22	31	60	149
MONGOLIA	61	125	181	312
MONTENEGRO			0	0
MOROCCO	2	4	14	25
MOZAMBIQUE			0	0
MYANMAR			0	0
NEPAL			1	1
NETHERLANDS ANTILLES			0	0
NICARAGUA			0	0
NIGER	1		3	2
NIGERIA	1	1	4	4
NORTH MACEDONIA	2	12	10	21
NORWAY			0	0
PAKISTAN		3	2	7
PALESTINIAN TERRITORIES		1	0	1
PANAMA			0	0
PARAGUAY			0	0
PERU			3	4
PHILIPPINES	1	1	9	7



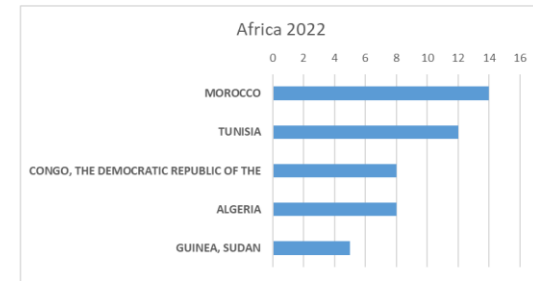
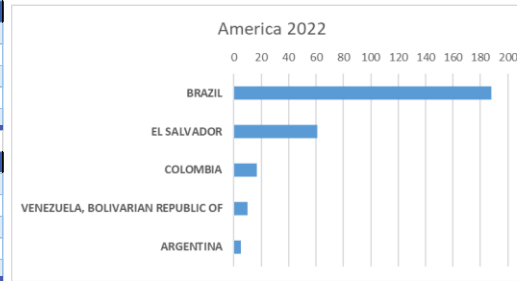
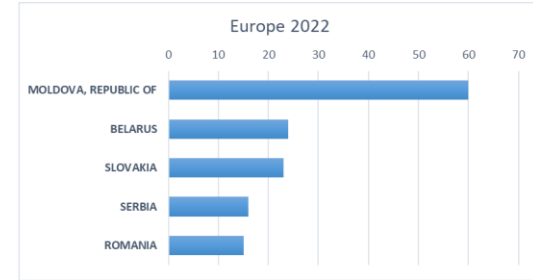
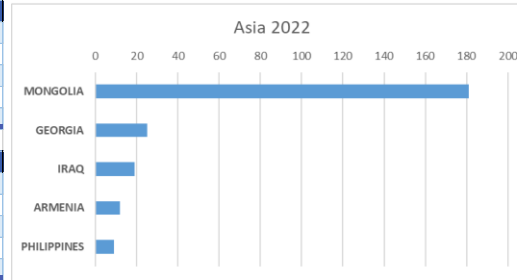
International Organization for Migration (IOM)
The UN Migration Agency

Countries or areas/places of return	May		Total Departures 2022	Total Registrations 2022
	Departed	Registered		
POLAND			0	0
PORTUGAL		1	0	1
ROMANIA	4	20	15	37
RUSSIAN FEDERATION	5	7	10	29
RWANDA	1	1	1	1
SAUDI ARABIA			0	0
SAO TOME AND PRINCIPE			0	0
SENEGAL		1	1	2
SERBIA	2	1	16	16
SIERRA LEONE			0	0
SLOVAKIA	10	10	23	31
SOMALIA			2	5
SOUTH AFRICA			0	0
SOUTH SUDAN			0	0
SPAIN		1	0	2
SRI LANKA	1		1	0
SUDAN	2	2	5	6
SURINAME			3	1
SYRIAN ARAB REPUBLIC			0	0
SWEDEN			0	0
TAIWAN PROVINCE OF THE PEOPLE'S REPUBLIC OF CHINA			0	0
TAJIKISTAN		4	0	4
TANZANIA, UNITED REPUBLIC OF			0	0
THAILAND	1	1	3	2
TOGO			0	0
TRINIDAD AND TOBAGO			0	0
TUNISIA	1		12	13
TURKEY	3	3	3	9
TUVALU			0	0
UGANDA			0	0
UKRAINE			7	16
UNITED ARABES EMIRATES			0	0
UNITED KINGDOM			0	0
UNITED STATES OF AMERICA			0	1
URUGUAY			0	0
UZBEKISTAN			0	1
VENEZUELA (BOLIVARIAN REPUBLIC OF)	1	5	10	21
VIET NAM			1	0
YEMEN			0	0
ZAMBIA			0	0
ZIMBABWE			0	0
KOSOVO UNSCR 1244			1	1
Grand Total	200	361	838	1275



Main destinations IOM Voluntary Returns per Continent 2022:

Voluntary Returns to Asia		2022
MONGOLIA		181
GEORGIA		25
IRAQ		19
ARMENIA		12
PHILIPPINES		9
Voluntary Returns to Europe		2022
MOLDOVA, REPUBLIC OF		60
BELARUS		24
SLOVAKIA		23
SERBIA		16
ROMANIA		15
Voluntary Returns to Africa		2022
MOROCCO		14
TUNISIA		12
CONGO, THE DEMOCRATIC REPUBLIC OF THE		8
ALGERIA		8
GUINEA, SUDAN		5
Voluntary returns to America		2022
BRAZIL		188
EL SALVADOR		61
COLOMBIA		17
VENEZUELA, BOLIVARIAN REPUBLIC OF		10
ARGENTINA		5





International Organization for Migration (IOM)
The UN Migration Agency

Voluntary Returns per Region / Continent 2022

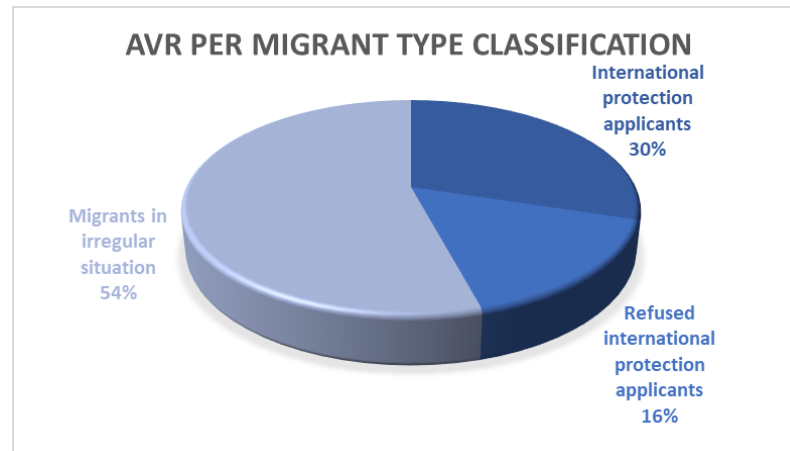
Voluntary Returns per Continent	January	February	March	April	May	2022
Africa	8	17	20	23	13	81
Asia	11	33	24	129	77	274
Europe	17	28	27	67	48	187
Americas	46	61	59	68	62	296
Grand Total	82	139	130	287	200	838

Voluntary Returns per Province 2022

Voluntary Returns per Province	January	February	March	April	May	2022
Antwerpen	17	36	26	122	77	278
Brabant Wallon	2		3	6	0	11
Brussels City	36	72	69	90	83	350
Hainaut	4	3	2	19	7	35
Liège	2	12	4	20	6	44
Limburg	7	1	0	5	10	23
Luxembourg	0	4	1	7	1	13
Namur	5	1	3	0	3	12
Oost-Vlaanderen	6	6	6	4	2	24
Vlaams-Brabant	3	4	12	8	2	29
West-Vlaanderen	0	0	4	6	9	19
Grand Total	82	139	130	287	200	838



Voluntary Returns per Migrant Type classification 2022



Voluntary Returns per Category	January	February	March	April	May	2022
International protection applicants	24	40	40	83	63	250
Refused international protection applicants	25	22	20	45	22	134
Migrants in irregular situation	33	77	70	159	115	454
Grand Total	82	139	130	287	200	838

Voluntary Returns per Sex 2022

Female Other Male



Female Indeterminate Male

309 (37%) 0 (0%) 529 (63%)

Voluntary Returns per Family composition 2022

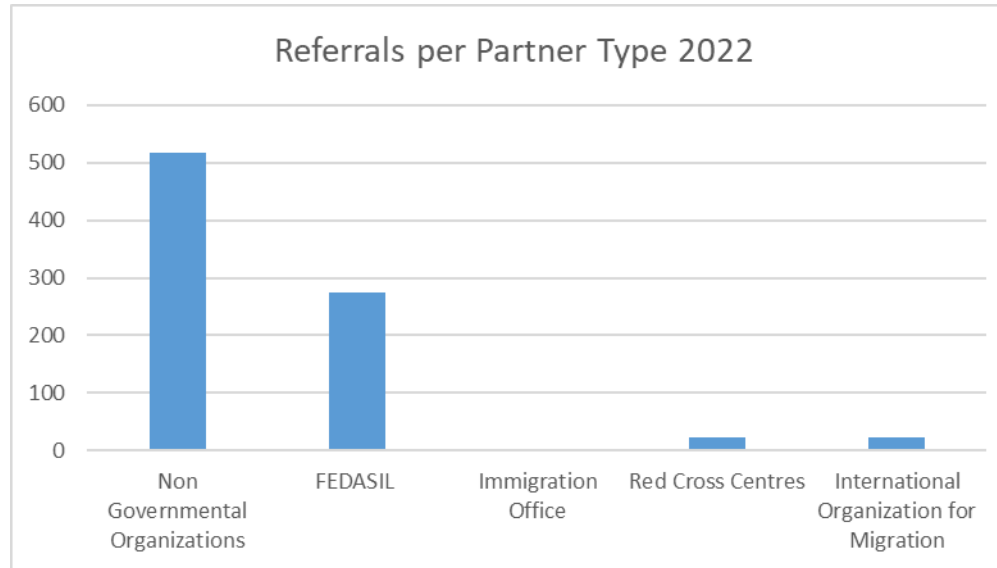
Single vs Families



393 single – 445 with family members



Voluntary Returns per Partner Type 2022



Referrals per type of Partner	January	February	March	April	May	2022
Non Governmental Organizations	51	86	69	170	141	517
FEDASIL	28	45	54	112	35	274
Immigration Office	0	0	0	0	0	0
Red Cross Centres	1	1	5	3	14	24
International Organization for Migration	2	7	2	2	10	23
Grand Total	82	139	130	287	200	838



International Organization for Migration (IOM)
The UN Migration Agency

Voluntary Returns / Asylum Requests 2022

Month	Asylum Requests	Voluntary Returns
January	2680	82
February	2290	139
March	3247	130
April	2333	287
May		200
June		
July		
August		
September		
October		
November		
December		
Grand Total	10550	838



International Organization for Migration (IOM)
The UN Migration Agency

Reintegration support IOM – May 2022

Destination country AVRR – Reintegration IOM	Persons
MONGOLIA	61
BRAZIL	8
MOLDOVA, REPUBLIC OF	6
ARMENIA	5
EL SALVADOR	4
TURKEY	3
BELARUS	3
IRAQ	2
SUDAN	2
NORTH MACEDONIA	2
SRI LANKA	1
ALGERIA	1
THAILAND	1
VENEZUELA, BOLIVARIAN REPUBLIC OF	1
SERBIA	1
CABO VERDE	1
GUINEA	1
GUATEMALA	1
GEORGIA	1
PHILIPPINES	1
RWANDA	1
NIGERIA	1
Grand Total	108

Assistance to Vulnerable Migrants	Persons
Persons with health-related needs	7
Mental health needs	3
Pregnant women	0
Families with children	21
Single parents	0
Elderly persons	0
Unaccompanied Migrant Children (UMC)	0
ex-UMC	0
Victims of Trafficking (VoT)	2
Grand total	33