



ASSISTED VOLUNTARY RETURN FROM BELGIUM (REAB)

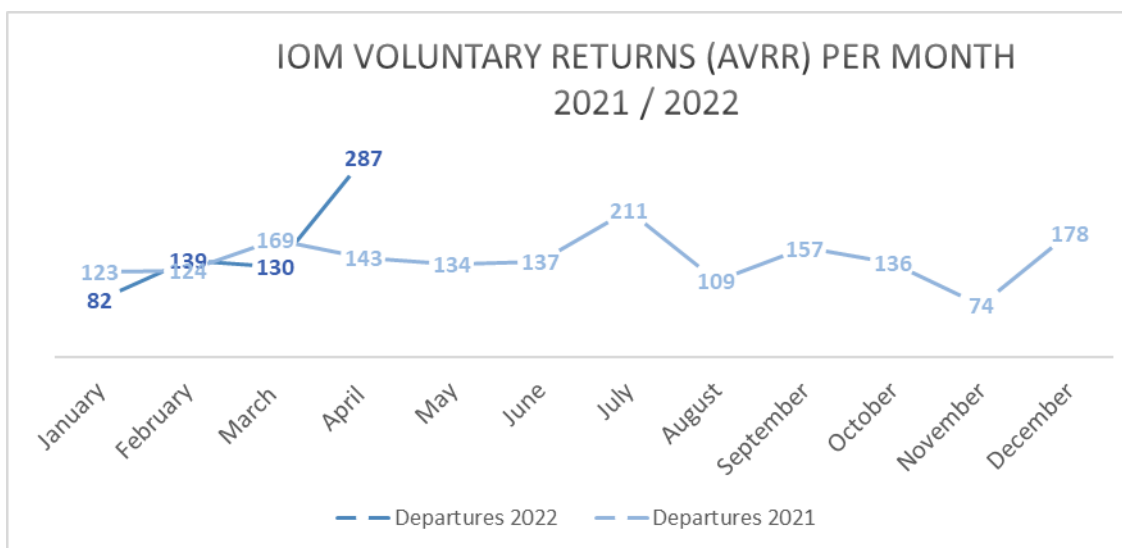
MONTHLY QUANTITATIVE REPORT – APRIL 2022

287 IOM AVR from Belgium in March.
100% by plane, **0%** by land

100% received a small cash reinstallation grant (EUR 350 adult/EUR 175 child or EUR 50 adult/EUR 25 child) and **192** persons received transit assistance to reach final destination

638 IOM AVR from Belgium in 2022 to **60** countries of origin

Number of AVR beneficiaries (IOM voluntary returns) 2021/2022:¹



IOM voluntary returns (AVRR) vs. non-IOM voluntary returns (FAR):²

Month	January	February	March	April	Grand total
IOM voluntary returns 2022 (AVRR)	82	139	130	287	638
non-IOM voluntary returns 2022 (FAR) with IOM support	23	19	7	4	53
Grand total (IOM & non-IOM voluntary returns) 2022	105	158	137	291	691

¹ The AVR figures refer to the assisted voluntary returns organized via IOM. For a full overview of the voluntary return figures from Belgium, please consult the Fedasil website: <https://www.fedasil.be/en/statistics>

² These returns are organized by Fedasil with airport assistance of IOM and/or reintegration support IOM..

Country Office for Belgium and Luxembourg

40, Rue Montoyerstraat 1st floor • 1000 Brussels • Belgium

Tel: +32.2.287.70.00 • Fax: +32.2.287.70.05 • E-mail: iombrussels@iom.int

<http://belgium.iom.int>



Total IOM Voluntary Returns – April:

Countries or areas/places of return	April		Total Departures 2022	Total Registrations 2022
	Departed	Registered		
AFGHANISTAN			0	0
ALBANIA	2	1	5	13
ALGERIA	3	4	7	17
ANGOLA	1		2	1
ARGENTINA	3		5	2
ARMENIA	4		7	7
AUSTRALIA			0	0
AUSTRIA			0	0
AZERBAIJAN		2	0	3
BANGLADESH			1	2
BARBADOS			0	0
BELARUS	2	1	21	13
BENIN			0	0
BHUTAN			0	0
BOLIVIA (THE PLURINATIONAL STATE OF)			0	0
BOSNIA AND HERZEGOVINA			0	0
BOTSWANA			0	0
BRAZIL	37	37	136	138
BULGARIA	3	1	7	11
BURKINA FASO			0	2
BURUNDI			2	3
CAMBODIA			0	0
CAMEROON		1	4	5
CANADA			1	0
CABO VERDE			0	1
CENTRAL AFRICAN REPUBLIC			0	0
CHAD			1	1
CHILE			1	1
CHINA			0	1
COLOMBIA	5	3	15	14
CONGO (Brazzaville)			1	0
CONGO, DEMOCRATIC REPUBLIC OF	1		8	7
COSTA RICA			0	0
CÔTE D'IVOIRE		1	0	3
CROATIA			0	0
CUBA			0	0
CURACAO			0	0
CYPRUS			0	0
CZECHIA			0	0
DJIBOUTI			0	0
DOMINICAN REPUBLIC		1	0	1
ECUADOR			1	2
EGYPT		1	1	4
EL SALVADOR	19	10	56	41
EQUATORIAL GUINEA			0	0
ERITREA		1	0	2
ESTONIA			0	0
ETHIOPIA	1	1	1	8
GABON			0	0
GAMBIA	3		3	0
GEORGIA	8	12	23	43



International Organization for Migration (IOM)
The UN Migration Agency

Countries or areas/places of return	April		Total Departures 2022	Total Registrations 2022
	Departed	Registered		
GERMANY			0	1
GHANA		2	2	3
GREECE			0	0
GUATEMALA		1	1	3
GUINEA		3	2	9
GUINEA-BISSAU			0	0
GUYANA			0	0
HAITI			2	1
HONDURAS			0	0
CHINA, HONG KONG SAR			0	0
HUNGARY			0	0
INDIA	1	1	1	3
INDONESIA			0	0
IRAN (THE ISLAMIC REPUBLIC OF)	1	1	4	5
IRAQ	1	4	16	28
IRELAND			0	0
ISRAEL			0	0
ITALY	8		8	4
JAMAICA			0	0
JORDAN	2		2	2
KAZAKHSTAN	7		7	7
KENYA			0	0
KOREA, REPUBLIC OF			0	0
KUWAIT			0	0
KYRGYZSTAN			0	0
LAO PEOPLE'S DEMOCRATIC REPUBLIC			0	0
LATVIA			1	0
LEBANON	2		2	2
LIBERIA			0	0
LIBYAN ARAB JAMAHIRIYA			0	0
LITHUANIA			0	0
MADAGASCAR			0	0
MALAYSIA			0	0
MALI			0	1
MALTA			0	0
MAURITANIA			0	1
MAURITIUS			0	0
MEXICO	1	1	1	1
MOLDOVA, REPUBLIC OF	38	50	38	118
MONGOLIA	99	101	120	187
MONTENEGRO			0	0
MOROCCO	9	2	12	21
MOZAMBIQUE			0	0
MYANMAR			0	0
NEPAL	1		1	1
NETHERLANDS ANTILLES			0	0
NICARAGUA			0	0
NIGER	1		2	2
NIGERIA	1	1	3	3
NORTH MACEDONIA	5	3	8	9
NORWAY			0	0
PAKISTAN			2	4
PALESTINIAN TERRITORIES			0	0
PANAMA			0	0
PARAGUAY			0	0
PERU		1	3	4
PHILIPPINES	1		8	6



International Organization for Migration (IOM)

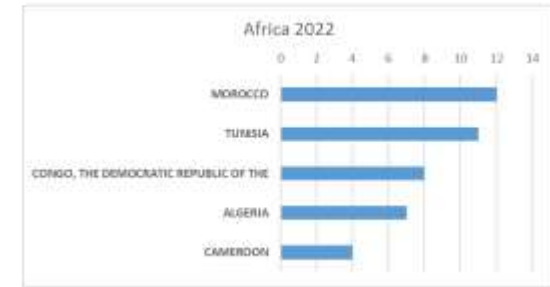
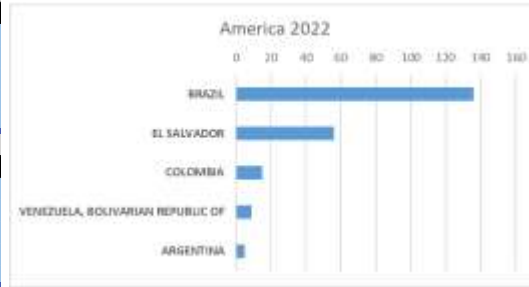
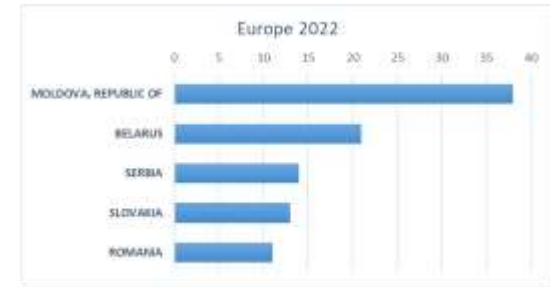
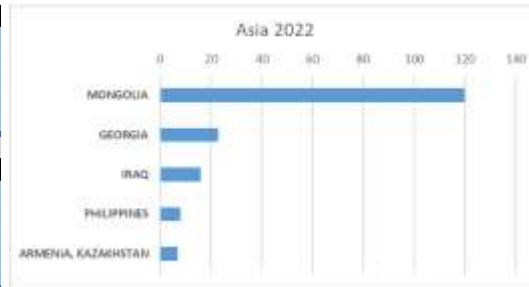
The UN Migration Agency

Countries or areas/places of return	April		Total Departures 2022	Total Registrations 2022
	Departed	Registered		
POLAND			0	0
PORTUGAL			0	0
ROMANIA	5	4	11	17
RUSSIAN FEDERATION	2	4	5	22
RWANDA			0	0
SAUDI ARABIA			0	0
SAO TOME AND PRINCIPE			0	0
SENEGAL			1	1
SERBIA		7	14	15
SIERRA LEONE			0	0
SLOVAKIA	2	8	13	21
SOMALIA			2	5
SOUTH AFRICA			0	0
SOUTH SUDAN			0	0
SPAIN		1	0	1
SRI LANKA			0	0
SUDAN		1	3	4
SURINAME			3	1
SYRIAN ARAB REPUBLIC			0	0
SWEDEN			0	0
TAIWAN PROVINCE OF THE PEOPLE'S REPUBLIC OF CHINA			0	0
TAJIKISTAN			0	0
TANZANIA, UNITED REPUBLIC OF			0	0
THAILAND	2		2	1
TOGO			0	0
TRINIDAD AND TOBAGO			0	0
TUNISIA	3	1	11	13
TURKEY		2	0	6
TUVALU			0	0
UGANDA			0	0
UKRAINE			7	16
UNITED ARABES EMIRATES			0	0
UNITED KINGDOM			0	0
UNITED STATES OF AMERICA			0	1
URUGUAY			0	0
UZBEKISTAN		1	0	1
VENEZUELA (BOLIVARIAN REPUBLIC OF)	3	2	9	16
VIET NAM			1	0
YEMEN			0	0
ZAMBIA			0	0
ZIMBABWE			0	0
KOSOVO UNSCR 1244			1	1
Grand Total	287	279	638	914



Main destinations IOM Voluntary Returns per Continent 2022:

Continent	Country	2022
Asia	MONGOLIA	120
	GEORGIA	23
	IRAQ	16
	PHILIPPINES	8
	ARMENIA, KAZAKHSTAN	7
Europe	MOLDOVA, REPUBLIC OF	38
	BELARUS	21
	SERBIA	14
	SLOVAKIA	13
	ROMANIA	11
Africa	MOROCCO	12
	TUNISIA	11
	CONGO, THE DEMOCRATIC REPUBLIC OF THE	8
	ALGERIA	7
	CAMEROON	4
America	BRAZIL	136
	EL SALVADOR	56
	COLOMBIA	15
	VENEZUELA, BOLIVARIAN REPUBLIC OF	9
	ARGENTINA	5





International Organization for Migration (IOM)
The UN Migration Agency

Voluntary Returns per Region / Continent 2022

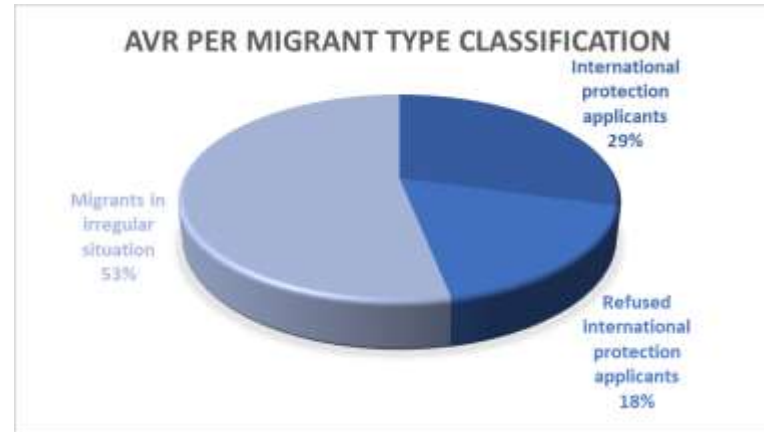
Voluntary Returns per Continent	January	February	March	April	2022
Africa	8	17	20	23	68
Asia	11	33	24	129	197
Europe	17	28	27	67	139
Americas	46	61	59	68	234
Grand Total	82	139	130	287	638

Voluntary Returns per Province 2022

Voluntary Returns per Province	January	February	March	April	2022
Antwerpen	17	36	26	122	201
Brabant Wallon	2		3	6	11
Brussels City	36	72	69	90	267
Hainaut	4	3	2	19	28
Liège	2	12	4	20	38
Limburg	7	1	0	5	13
Luxembourg	0	4	1	7	12
Namur	5	1	3	0	9
Oost-Vlaanderen	6	6	6	4	22
Vlaams-Brabant	3	4	12	8	27
West-Vlaanderen	0	0	4	6	10
Grand Total	82	139	130	287	638



Voluntary Returns per Migrant Type classification 2022



Voluntary Returns per Category	January	February	March	April	2022
International protection applicants	24	40	40	83	187
Refused international protection applicants	25	22	20	45	112
Migrants in irregular situation	33	77	70	159	339
Grand Total	82	139	130	287	638

Voluntary Returns per Sex 2022

Female Other Male



Female Indeterminate Male

293 (46%) 0 (0%) 345 (54%)

Voluntary Returns per Family composition 2022

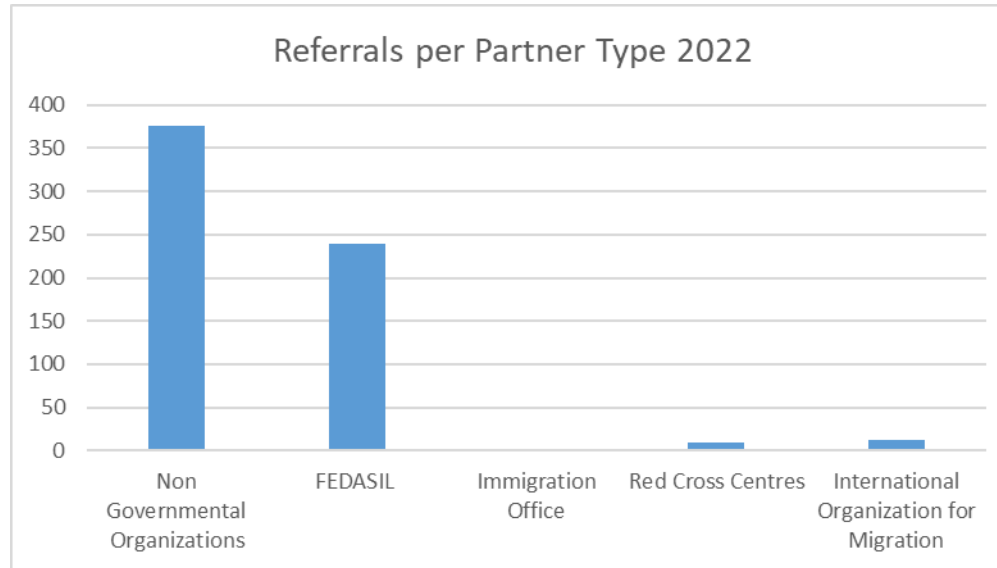
Single vs Families



311 single – 327 with family members



Voluntary Returns per Partner Type 2022



Referrals per type of Partner	January	February	March	April	2022
Non Governmental Organizations	51	86	69	170	376
FEDASIL	28	45	54	112	239
Immigration Office	0	0	0	0	0
Red Cross Centres	1	1	5	3	10
International Organization for Migration	2	7	2	2	13
Grand Total	82	139	130	287	638



International Organization for Migration (IOM)
The UN Migration Agency

Voluntary Returns / Asylum Requests 2022

Month	Asylum Requests	Voluntary Returns
January	2680	82
February	2290	139
March	3247	130
April		287
May		
June		
July		
August		
September		
October		
November		
December		
Grand Total	8217	638



International Organization for Migration (IOM)
The UN Migration Agency

Reintegration support IOM – April 2022

Destination country AVRR – Reintegration IOM	Persons
MONGOLIA	99
MOLDOVA, REPUBLIC OF	26
KAZAKHSTAN	7
BRAZIL	7
ARMENIA	4
GEORGIA	4
VENEZUELA, BOLIVARIAN REPUBLIC OF	3
ARGENTINA	3
EL SALVADOR	3
GAMBIA	3
JORDAN	2
COLOMBIA	2
MOROCCO	2
THAILAND	2
BELARUS	2
ETHIOPIA	1
PHILIPPINES	1
NORTH MACEDONIA	1
CONGO, THE DEMOCRATIC REPUBLIC OF THE	1
RUSSIAN FEDERATION	1
MEXICO	1
NIGERIA	1
ANGOLA	1
IRAN, ISLAMIC REPUBLIC OF	1
Grand Total	178

Assistance to Vulnerable Migrants	Persons
Persons with health-related needs	15
Mental health needs	0
Pregnant women	1
Families with children	30
Single parents	1
Elderly persons	3
Unaccompanied Migrant Children (UMC)	0
ex-UMC	1
Victims of Trafficking (VoT)	1
Grand total	52