



## ASSISTED VOLUNTARY RETURN FROM BELGIUM (REAB)

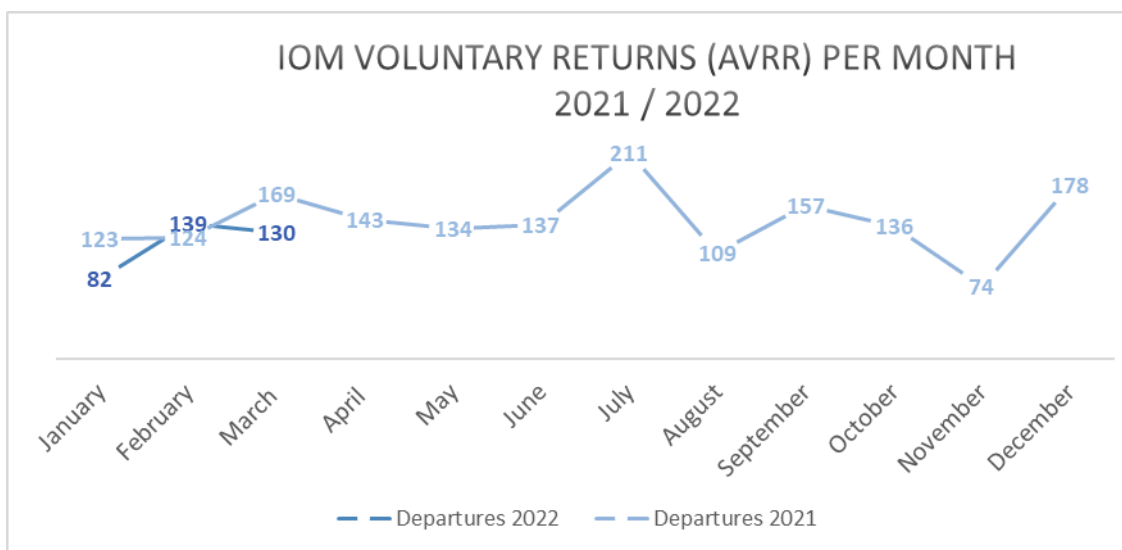
### MONTHLY QUANTITATIVE REPORT – MARCH 2022

**130** IOM AVRs from Belgium in March. **99%** by plane, **1%** by land

**100%** received a small cash reinstallation grant (EUR 350 adult/EUR 175 child or EUR 50 adult/EUR 25 child) and **79** persons received transit assistance to reach final destination

**351** IOM AVRs from Belgium in 2022 to **49** countries of origin

#### Number of AVR beneficiaries (IOM voluntary returns) 2021/2022:<sup>1</sup>



#### IOM voluntary returns (AVRR) vs. non-IOM voluntary returns (FAR):<sup>2</sup>

Month	January	February	March	Grand total
IOM voluntary returns 2022 (AVRR)	82	139	130	351
non-IOM voluntary returns 2022 (FAR) with IOM support	23	19	7	49
Grand total (IOM & non-IOM voluntary returns) 2022	105	158	137	400

<sup>1</sup> The AVR figures refer to the assisted voluntary returns organized via IOM. For a full overview of the voluntary return figures from Belgium, please consult the Fedasil website: <https://www.fedasil.be/en/statistics>

<sup>2</sup> These returns are organized by Fedasil with airport assistance of IOM and/or reintegration support IOM..

**Country Office for Belgium and Luxembourg**

40, Rue Montoyerstraat 1<sup>st</sup> floor • 1000 Brussels • Belgium

Tel: +32.2.287.70.00 • Fax: +32.2.287.70.05 • E-mail: [iombrussels@iom.int](mailto:iombrussels@iom.int)

<http://belgium.iom.int>



## Total IOM Voluntary Returns – March:

Countries or areas/places of return	March		Total Departures 2022	Total Registrations 2022
	Departed	Registered		
AFGHANISTAN			0	0
ALBANIA	3	1	3	12
ALGERIA	1	5	4	13
ANGOLA			1	1
ARGENTINA	1		2	2
ARMENIA	2	5	3	7
AUSTRALIA			0	0
AUSTRIA			0	0
AZERBAIJAN			0	1
BANGLADESH			1	2
BARBADOS			0	0
BELARUS		2	19	12
BENIN			0	0
BHUTAN			0	0
BOLIVIA (THE PLURINATIONAL STATE OF)			0	0
BOSNIA AND HERZEGOVINA			0	0
BOTSWANA			0	0
BRAZIL	40	53	99	101
BULGARIA	3	7	4	10
BURKINA FASO			0	2
BURUNDI		2	2	3
CAMBODIA			0	0
CAMEROON	3	2	4	4
CANADA			1	0
CABO VERDE		1	0	1
CENTRAL AFRICAN REPUBLIC			0	0
CHAD			1	1
CHILE	1	1	1	1
CHINA			0	1
COLOMBIA		3	10	11
CONGO (Brazzaville)			1	0
CONGO, DEMOCRATIC REPUBLIC OF	6	1	7	7
COSTA RICA			0	0
CÔTE D'IVOIRE			0	2
CROATIA			0	0
CUBA			0	0
CURACAO			0	0
CYPRUS			0	0
CZECHIA			0	0
DJIBOUTI			0	0
DOMINICAN REPUBLIC			0	0
ECUADOR	1	1	1	2
EGYPT			1	3
EL SALVADOR	7	10	37	31
EQUATORIAL GUINEA			0	0
ERITREA			0	1
ESTONIA			0	0
ETHIOPIA		1	0	7
GABON			0	0
GAMBIA			0	0
GEORGIA	5	13	15	31



International Organization for Migration (IOM)  
The UN Migration Agency

Countries or areas/places of return	March		Total Departures 2022	Total Registrations 2022
	Departed	Registered		
GERMANY			0	1
GHANA			2	1
GREECE			0	0
GUATEMALA			1	2
GUINEA		3	2	6
GUINEA-BISSAU			0	0
GUYANA			0	0
HAITI			2	1
HONDURAS			0	0
CHINA, HONG KONG SAR			0	0
HUNGARY			0	0
INDIA		1	0	2
INDONESIA			0	0
IRAN (THE ISLAMIC REPUBLIC OF)	1	3	3	4
IRAQ	8	13	15	24
IRELAND			0	0
ISRAEL			0	0
ITALY		1	0	4
JAMAICA			0	0
JORDAN		2	0	2
KAZAKHSTAN		7	0	7
KENYA			0	0
KOREA, REPUBLIC OF			0	0
KUWAIT			0	0
KYRGYZSTAN			0	0
LAO PEOPLE'S DEMOCRATIC REPUBLIC			0	0
LATVIA			1	0
LEBANON		2	0	2
LIBERIA			0	0
LIBYAN ARAB JAMAHIRIYA			0	0
LITHUANIA			0	0
MADAGASCAR			0	0
MALAYSIA			0	0
MALI			0	1
MALTA			0	0
MAURITANIA		1	0	1
MAURITIUS			0	0
MEXICO			0	0
MOLDOVA, REPUBLIC OF		44	0	68
MONGOLIA	6	65	21	86
MONTENEGRO			0	0
MOROCCO	2	10	3	19
MOZAMBIQUE			0	0
MYANMAR			0	0
NEPAL		1	0	1
NETHERLANDS ANTILLES			0	0
NICARAGUA			0	0
NIGER		2	1	2
NIGERIA			2	2
NORTH MACEDONIA	3	6	3	6
NORWAY			0	0
PAKISTAN			2	4
PALESTINIAN TERRITORIES			0	0
PANAMA			0	0
PARAGUAY			0	0
PERU	3	3	3	3
PHILIPPINES	2	4	7	6



International Organization for Migration (IOM)

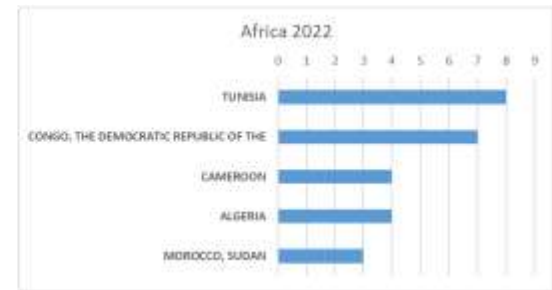
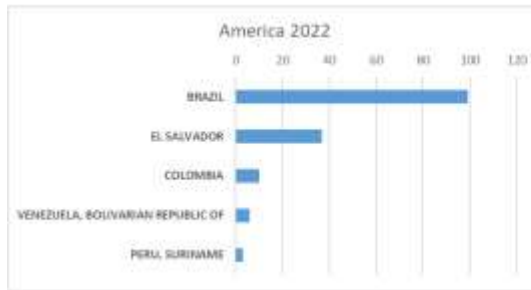
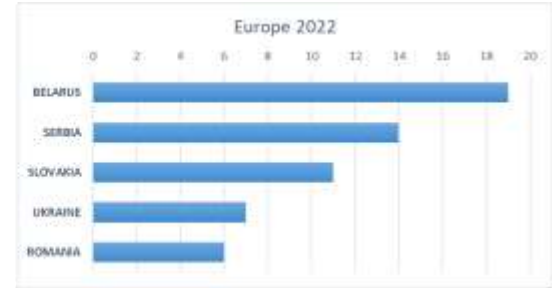

The UN Migration Agency

Countries or areas/places of return	March		Total Departures 2022	Total Registrations 2022
	Departed	Registered		
POLAND			0	0
PORTUGAL			0	0
ROMANIA	4	8	6	13
RUSSIAN FEDERATION	1	14	3	18
RWANDA			0	0
SAUDI ARABIA			0	0
SAO TOME AND PRINCIPE			0	0
SENEGAL		1	1	1
SERBIA	4	4	14	8
SIERRA LEONE			0	0
SLOVAKIA	8	2	11	13
SOMALIA	2	3	2	5
SOUTH AFRICA			0	0
SOUTH SUDAN			0	0
SPAIN			0	0
SRI LANKA			0	0
SUDAN	3	1	3	3
SURINAME	1		3	1
SYRIAN ARAB REPUBLIC			0	0
SWEDEN			0	0
TAIWAN PROVINCE OF THE PEOPLE'S REPUBLIC OF CHINA			0	0
TAJKISTAN			0	0
TANZANIA, UNITED REPUBLIC OF			0	0
THAILAND		1	0	1
TOGO			0	0
TRINIDAD AND TOBAGO			0	0
TUNISIA	3	7	8	12
TURKEY		2	0	4
TUVALU			0	0
UGANDA			0	0
UKRAINE			7	16
UNITED ARABES EMIRATES			0	0
UNITED KINGDOM			0	0
UNITED STATES OF AMERICA		1	0	1
URUGUAY			0	0
UZBEKISTAN			0	0
VENEZUELA (BOLIVARIAN REPUBLIC OF)	5	4	6	14
VIET NAM			1	0
YEMEN			0	0
ZAMBIA			0	0
ZIMBABWE			0	0
KOSOVO UNSCR 1244	1	1	1	1
<b>Grand Total</b>	<b>130</b>	<b>325</b>	<b>351</b>	<b>635</b>



**Main destinations IOM Voluntary Returns per Continent 2022:**

Voluntary Returns to Asia		2022
MONGOLIA		21
GEORGIA		15
IRAQ		15
PHILIPPINES		7
ARMENIA, IRAN (Islamic Republic of)		3
Voluntary Returns to Europe		2022
BELARUS		19
SERBIA		14
SLOVAKIA		11
UKRAINE		7
ROMANIA		6
Voluntary Returns to Africa		2022
TUNISIA		8
CONGO, THE DEMOCRATIC REPUBLIC OF THE		7
CAMEROON		4
ALGERIA		4
MOROCCO, SUDAN		3
Voluntary returns to America		2022
BRAZIL		99
EL SALVADOR		37
COLOMBIA		10
VENEZUELA, BOLIVARIAN REPUBLIC OF		6
PERU, SURINAME		3





International Organization for Migration (IOM)  
The UN Migration Agency

### Voluntary Returns per Region / Continent 2022

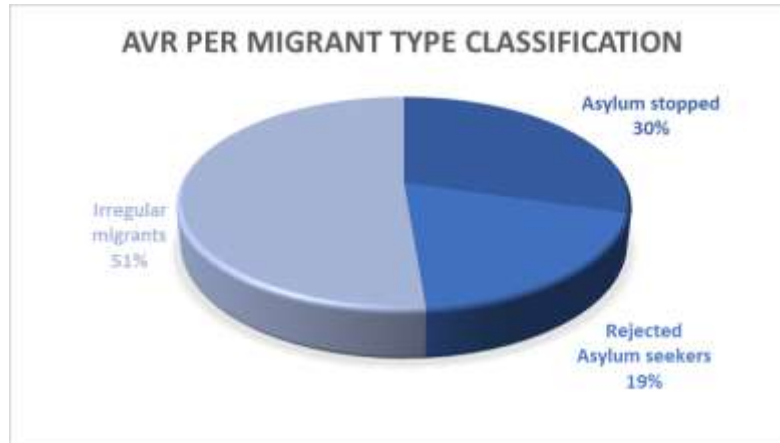
Voluntary Returns per Continent	January	February	March	2022
Africa	8	17	20	45
Asia	11	33	24	68
Europe	17	28	27	72
Americas	46	61	59	166
<b>Grand Total</b>	<b>82</b>	<b>139</b>	<b>130</b>	<b>351</b>

### Voluntary Returns per Province 2022

Voluntary Returns per Province	January	February	March	2022
Antwerpen	17	36	26	79
Brabant Wallon	2		3	5
Brussels City	36	72	69	177
Hainaut	4	3	2	9
Liège	2	12	4	18
Limburg	7	1	0	8
Luxembourg	0	4	1	5
Namur	5	1	3	9
Oost-Vlaanderen	6	6	6	18
Vlaams-Brabant	3	4	12	19
West-Vlaanderen	0	0	4	4
<b>Grand Total</b>	<b>82</b>	<b>139</b>	<b>130</b>	<b>351</b>



### Voluntary Returns per Migrant Type classification 2022



Voluntary Returns per Category	January	February	March	2022
Asylum stopped	24	40	40	104
Rejected Asylum seekers	25	22	20	67
Irregular migrants	33	77	70	180
Grand Total	82	139	130	351

### Voluntary Returns per Sex 2022

Female Other Male



Female Indeterminate Male

144 (41%) 0 (0%) 207 (59%)

### Voluntary Returns per Family composition 2022

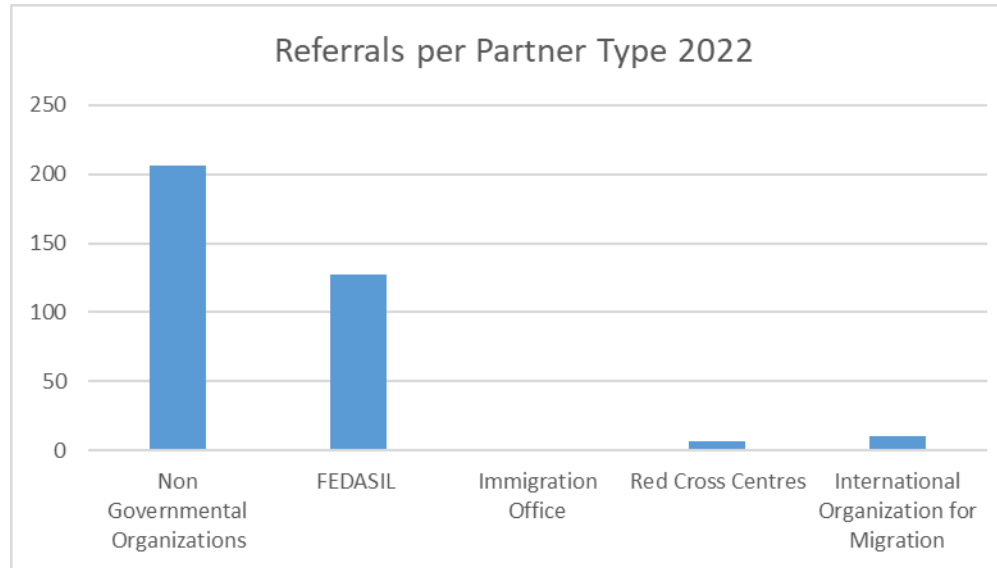
Single vs Families



201 single – 150 with family members



## Voluntary Returns per Partner Type 2022



Referrals per type of Partner	January	February	March	2022
Non Governmental Organizations	51	86	69	206
FEDASIL	28	45	54	127
Immigration Office	0	0	0	0
Red Cross Centres	1	1	5	7
International Organization for Migration	2	7	2	11
Grand Total	82	139	130	351





International Organization for Migration (IOM)  
The UN Migration Agency

## Voluntary Returns / Asylum Requests 2022

Month	Asylum Requests	Voluntary Returns
January	2680	82
February	2290	139
March	3247	130
April		
May		
June		
July		
August		
September		
October		
November		
December		
<b>Grand Total</b>	<b>8217</b>	<b>351</b>



International Organization for Migration (IOM)  
The UN Migration Agency

## Reintegration support IOM – March 2022

Destination country AVRR – Reintegration IOM	Persons
IRAQ	7
MONGOLIA	6
VENEZUELA, BOLIVARIAN REPUBLIC OF	5
BRAZIL	5
GEORGIA	5
EL SALVADOR	3
NORTH MACEDONIA	3
ALBANIA	3
SOMALIA	2
PHILIPPINES	2
MOROCCO	2
SUDAN	2
TUNISIA	2
ARMENIA	2
CAMEROON	1
ECUADOR	1
ARGENTINA	1
CONGO, THE DEMOCRATIC REPUBLIC OF THE	1
RUSSIAN FEDERATION	1
ALGERIA	1
IRAN, ISLAMIC REPUBLIC OF	1
<b>Grand Total</b>	<b>56</b>

Assistance to Vulnerable Migrants	Persons
Persons with health-related needs	10
Mental health needs	2
Pregnant women	0
Families with children	4
Single parents	1
Elderly persons	4
Unaccompanied Migrant Children (UMC)	1
ex-UMC	1
Victims of Trafficking (VoT)	0
<b>Grand total</b>	<b>23</b>