



ASSISTED VOLUNTARY RETURN FROM BELGIUM (REAB)

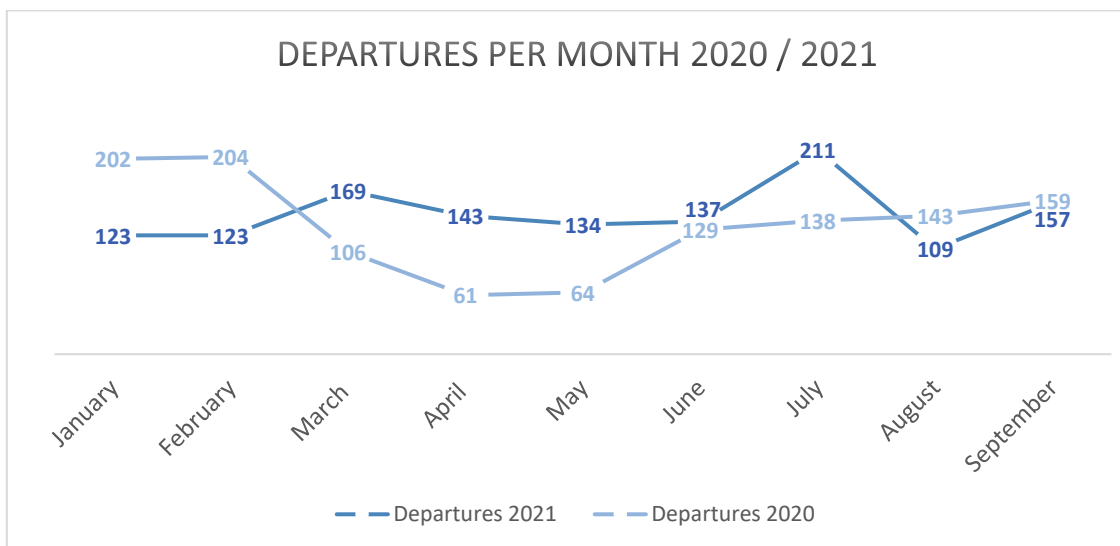
MONTHLY QUANTITATIVE REPORT – SEPTEMBER 2021

157 IOM AVR from Belgium in September.
100% by plane, **0%** by land

64% received a small cash reinstallation grant (EUR 250 adult/EUR 125 child) and **92** persons received transit assistance to reach final destination

1306 IOM AVR from Belgium in 2021 to **80** countries of origin

Number of AVR beneficiaries 2020/2021:¹



¹ The AVR figures refer to the assisted voluntary returns organized via IOM. For a full overview of the voluntary return figures from Belgium, please consult the Fedasil website: <https://www.fedasil.be/en/statistics>



Total Voluntary Returns – September:

| Countries or areas/places of return | September | | Total Departures 2021 | Total Registrations 2021 |
|--------------------------------------|-----------|------------|-----------------------|--------------------------|
| | Departed | Registered | | |
| AFGHANISTAN | | | 11 | 16 |
| ALBANIA | 2 | 5 | 3 | 20 |
| ALGERIA | 2 | | 4 | 27 |
| ANGOLA | | 1 | 0 | 5 |
| ARGENTINA | | | 3 | 3 |
| ARMENIA | | 3 | 9 | 12 |
| AUSTRALIA | | | 0 | 0 |
| AUSTRIA | | | 0 | 1 |
| AZERBAIJAN | | | 1 | 5 |
| BANGLADESH | | 2 | 3 | 5 |
| BARBADOS | | | 0 | 0 |
| BELARUS | 8 | 2 | 30 | 33 |
| BENIN | | | 0 | 0 |
| BHUTAN | | | 0 | 0 |
| BOLIVIA (THE PLURINATIONAL STATE OF) | | | 0 | 0 |
| BOSNIA AND HERZEGOVINA | | | 0 | 6 |
| BOTSWANA | | | 0 | 0 |
| BRAZIL | 11 | 13 | 169 | 182 |
| BULGARIA | 5 | 7 | 10 | 14 |
| BURKINA FASO | | | 3 | 2 |
| BURUNDI | | | 2 | 5 |
| CAMBODIA | | | 0 | 0 |
| CAMEROON | | 1 | 4 | 10 |
| CANADA | | | 0 | 0 |
| CABO VERDE | | | 0 | 0 |
| CENTRAL AFRICAN REPUBLIC | | | 0 | 0 |
| CHAD | | | 2 | 3 |
| CHILE | | | 0 | 0 |
| CHINA | | | 2 | 4 |
| COLOMBIA | 2 | | 12 | 23 |
| CONGO (Brazzaville) | | | 0 | 2 |
| CONGO, DEMOCRATIC REPUBLIC OF | 1 | 3 | 15 | 23 |
| COSTA RICA | | | 1 | 1 |
| CÔTE D'IVOIRE | | | 2 | 3 |
| CROATIA | | | 0 | 0 |
| CUBA | | | 1 | 0 |
| CURACAO | | | 0 | 0 |
| CYPRUS | | | 0 | 0 |
| CZECHIA | | | 1 | 2 |
| DJIBOUTI | | | 2 | 2 |
| DOMINICAN REPUBLIC | | | 0 | 0 |
| ECUADOR | | 1 | 5 | 6 |
| EGYPT | | | 3 | 5 |
| EL SALVADOR | 26 | 10 | 194 | 237 |
| EQUATORIAL GUINEA | | | 0 | 0 |
| ERITREA | | | 0 | 1 |
| ESTONIA | | | 0 | 0 |
| ETHIOPIA | | | 1 | 4 |
| GABON | | | 0 | 0 |
| GAMBIA | | | 0 | 2 |
| GEORGIA | 1 | 1 | 37 | 43 |



International Organization for Migration (IOM)
The UN Migration Agency

| Countries or areas/places of return | September | | Total Departures 2021 | Total Registrations 2021 |
|-------------------------------------|-----------|------------|-----------------------|--------------------------|
| | Departed | Registered | | |
| GERMANY | | | 0 | 2 |
| GHANA | 1 | 1 | 5 | 10 |
| GREECE | 1 | 1 | 3 | 11 |
| GUATEMALA | 5 | | 9 | 14 |
| GUINEA | | 1 | 9 | 16 |
| GUINEA-BISSAU | | | 0 | 0 |
| GUYANA | | | 0 | 0 |
| HAITI | | | 0 | 0 |
| HONDURAS | 1 | | 1 | 0 |
| CHINA, HONG KONG SAR | | | 0 | 0 |
| HUNGARY | | 2 | 2 | 5 |
| INDIA | | 1 | 7 | 10 |
| INDONESIA | | | 0 | 0 |
| IRAN (THE ISLAMIC REPUBLIC OF) | 1 | | 11 | 16 |
| IRAQ | 1 | 4 | 32 | 39 |
| IRELAND | | | 0 | 4 |
| ISRAEL | | | 0 | 0 |
| ITALY | | | 0 | 7 |
| JAMAICA | | | 0 | 0 |
| JORDAN | | | 5 | 15 |
| KAZAKHSTAN | 1 | 2 | 1 | 5 |
| KENYA | | | 0 | 0 |
| KOREA, REPUBLIC OF | | | 0 | 0 |
| KUWAIT | | | 0 | 0 |
| KYRGYZSTAN | | | 1 | 3 |
| LAO PEOPLE'S DEMOCRATIC REPUBLIC | | | 0 | 0 |
| LATVIA | | | 2 | 2 |
| LEBANON | | | 0 | 1 |
| LIBERIA | | | 0 | 0 |
| LIBYAN ARAB JAMAHIRIYA | | | 0 | 0 |
| LITHUANIA | | | 0 | 0 |
| MADAGASCAR | | | 0 | 0 |
| MALAYSIA | | | 0 | 1 |
| MALI | | | 1 | 2 |
| MALTA | | | 0 | 0 |
| MAURITANIA | | | 4 | 2 |
| MAURITIUS | | | 1 | 1 |
| MEXICO | 1 | 1 | 4 | 4 |
| MOLDOVA, REPUBLIC OF | 11 | 10 | 79 | 87 |
| MONGOLIA | 34 | 20 | 124 | 157 |
| MONTENEGRO | | | 2 | 4 |
| MOROCCO | 2 | 3 | 16 | 43 |
| MOZAMBIQUE | | | 0 | 0 |
| MYANMAR | | | 0 | 0 |
| NEPAL | | 1 | 1 | 2 |
| NETHERLANDS ANTILLES | | | 0 | 0 |
| NICARAGUA | | | 6 | 4 |
| NIGER | | 1 | 5 | 6 |
| NIGERIA | | 1 | 1 | 9 |
| NORTH MACEDONIA | | | 11 | 20 |
| NORWAY | | | 0 | 0 |
| PAKISTAN | 1 | 1 | 7 | 8 |
| PALESTINIAN TERRITORIES | | | 0 | 0 |
| PANAMA | | | 0 | 0 |
| PARAGUAY | | | 0 | 0 |
| PERU | 1 | 1 | 6 | 8 |
| PHILIPPINES | 2 | 1 | 10 | 13 |



International Organization for Migration (IOM)

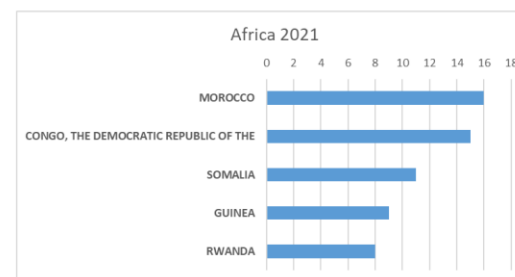
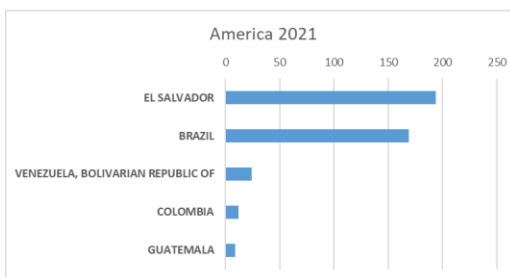
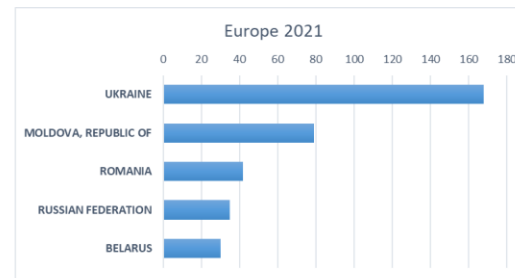
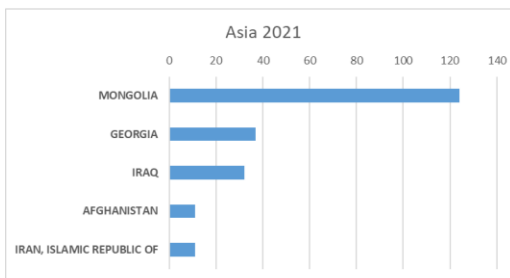
The UN Migration Agency

| Countries or areas/places of return | September | | Total Departures 2021 | Total Registrations 2021 |
|---|------------|------------|-----------------------|--------------------------|
| | Departed | Registered | | |
| POLAND | | | 1 | 2 |
| PORTUGAL | | 1 | 0 | 1 |
| ROMANIA | 1 | 14 | 42 | 80 |
| RUSSIAN FEDERATION | 2 | 3 | 35 | 52 |
| RWANDA | | | 8 | 9 |
| SAUDI ARABIA | | | 0 | 0 |
| SAO TOME AND PRINCIPE | | | 0 | 0 |
| SENEGAL | | | 6 | 11 |
| SERBIA | | 2 | 22 | 21 |
| SIERRA LEONE | | | 3 | 3 |
| SLOVAKIA | 10 | 30 | 24 | 52 |
| SOMALIA | | 1 | 11 | 16 |
| SOUTH AFRICA | | | 0 | 0 |
| SOUTH SUDAN | | | 0 | 0 |
| SPAIN | 5 | | 12 | 16 |
| SRI LANKA | | 1 | 6 | 9 |
| SUDAN | | | 4 | 14 |
| SURINAME | | | 3 | 8 |
| SYRIAN ARAB REPUBLIC | | | 0 | 0 |
| SWEDEN | | | 0 | 0 |
| TAIWAN PROVINCE OF THE PEOPLE'S REPUBLIC OF CHINA | | | 0 | 0 |
| TAJIKISTAN | | | 0 | 0 |
| TANZANIA, UNITED REPUBLIC OF | | 1 | 3 | 4 |
| THAILAND | | 1 | 5 | 6 |
| TOGO | | 1 | 3 | 4 |
| TRINIDAD AND TOBAGO | | | 0 | 0 |
| TUNISIA | | 4 | 3 | 11 |
| TURKEY | 1 | | 8 | 13 |
| TUVALU | | | 0 | 0 |
| UGANDA | | | 0 | 0 |
| UKRAINE | 6 | 17 | 168 | 239 |
| UNITED ARABES EMIRATES | | | 0 | 0 |
| UNITED KINGDOM | | | 0 | 0 |
| UNITED STATES OF AMERICA | | | 2 | 2 |
| URUGUAY | | 1 | 0 | 1 |
| UZBEKISTAN | | | 0 | 0 |
| VENEZUELA (BOLIVARIAN REPUBLIC OF) | 9 | 3 | 24 | 40 |
| VIET NAM | | | 1 | 1 |
| YEMEN | | | 0 | 0 |
| ZAMBIA | | | 4 | 4 |
| ZIMBABWE | | | 0 | 0 |
| KOSOVO UNSCR 1244 | 2 | | 12 | 12 |
| Grand Total | 157 | 181 | 1306 | 1869 |



Main destinations Voluntary Returns per Continent 2021:

| Voluntary Returns to Asia | | 2021 |
|---------------------------------------|--|------|
| MONGOLIA | | 124 |
| GEORGIA | | 37 |
| IRAQ | | 32 |
| AFGHANISTAN | | 11 |
| IRAN, ISLAMIC REPUBLIC OF | | 11 |
| Voluntary Returns to Europe | | 2021 |
| UKRAINE | | 168 |
| MOLDOVA, REPUBLIC OF | | 79 |
| ROMANIA | | 42 |
| RUSSIAN FEDERATION | | 35 |
| BELARUS | | 30 |
| Voluntary Returns to Africa | | 2021 |
| MOROCCO | | 16 |
| CONGO, THE DEMOCRATIC REPUBLIC OF THE | | 15 |
| SOMALIA | | 11 |
| GUINEA | | 9 |
| RWANDA | | 8 |
| Voluntary returns to America | | 2021 |
| EL SALVADOR | | 194 |
| BRAZIL | | 169 |
| VENEZUELA, BOLIVARIAN REPUBLIC OF | | 24 |
| COLOMBIA | | 12 |
| GUATEMALA | | 9 |





International Organization for Migration (IOM)
The UN Migration Agency

Voluntary Returns per Region / Continent 2021

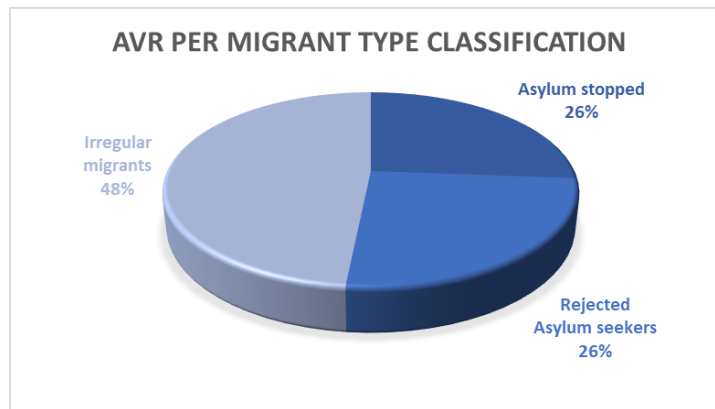
| Voluntary Returns per Continent | January | February | March | April | May | June | July | August | September | 2021 |
|---------------------------------|------------|------------|------------|------------|------------|------------|------------|------------|------------|-------------|
| Africa | 13 | 23 | 17 | 13 | 10 | 18 | 12 | 13 | 6 | 125 |
| Asia | 17 | 21 | 37 | 43 | 23 | 17 | 70 | 12 | 42 | 282 |
| Europe | 31 | 30 | 48 | 47 | 32 | 69 | 89 | 60 | 53 | 459 |
| Americas | 62 | 49 | 67 | 40 | 69 | 33 | 40 | 24 | 56 | 440 |
| Grand Total | 123 | 123 | 169 | 143 | 134 | 137 | 211 | 109 | 157 | 1306 |

Voluntary Returns per Province 2021

| Voluntary Returns per Province | January | February | March | April | May | June | July | August | September | 2021 |
|--------------------------------|------------|------------|------------|------------|------------|------------|------------|------------|------------|-------------|
| Antwerpen | 31 | 13 | 25 | 43 | 31 | 55 | 115 | 19 | 51 | 383 |
| Brabant Wallon | 0 | 3 | 5 | 2 | 4 | 1 | 4 | 0 | 2 | 21 |
| Brussels City | 62 | 49 | 68 | 55 | 55 | 52 | 55 | 40 | 52 | 488 |
| Hainaut | 12 | 8 | 11 | 3 | 16 | 6 | 9 | 9 | 10 | 84 |
| Liège | 5 | 2 | 23 | 5 | 13 | 8 | 9 | 6 | 15 | 86 |
| Limburg | 2 | 10 | 5 | 11 | 4 | 10 | 5 | 9 | 2 | 58 |
| Luxembourg | 2 | 13 | 3 | 0 | 0 | | 2 | 7 | 4 | 31 |
| Namur | 1 | 3 | 6 | 7 | 3 | 2 | 0 | 5 | 8 | 35 |
| Oost-Vlaanderen | 4 | 12 | 12 | 11 | 2 | | 5 | 11 | 1 | 58 |
| Vlaams-Brabant | 3 | 9 | 7 | 4 | 5 | 2 | 5 | 3 | 4 | 42 |
| West-Vlaanderen | 1 | 1 | 4 | 2 | 1 | 1 | 2 | 0 | 8 | 20 |
| Grand Total | 123 | 123 | 169 | 143 | 134 | 137 | 211 | 109 | 157 | 1306 |



Voluntary Returns per Migrant Type classification 2021



| Voluntary Returns per Category | January | February | March | April | May | June | July | August | September | 2021 |
|--------------------------------|---------|----------|-------|-------|-----|------|------|--------|-----------|------|
| Asylum stopped | 24 | 45 | 53 | 53 | 50 | 29 | 25 | 21 | 42 | 342 |
| Rejected Asylum seekers | 33 | 45 | 38 | 22 | 38 | 37 | 35 | 39 | 45 | 332 |
| Irregular migrants | 66 | 33 | 78 | 68 | 46 | 71 | 151 | 49 | 70 | 632 |
| Grand Total | 123 | 123 | 169 | 143 | 134 | 137 | 211 | 109 | 157 | 1306 |

Voluntary Returns per Sex 2021

Female Other Male



Female Indeterminate Male

568 (43%) 0 (0%) 738 (57%)

Voluntary Returns per Family composition 2021

Single vs Families

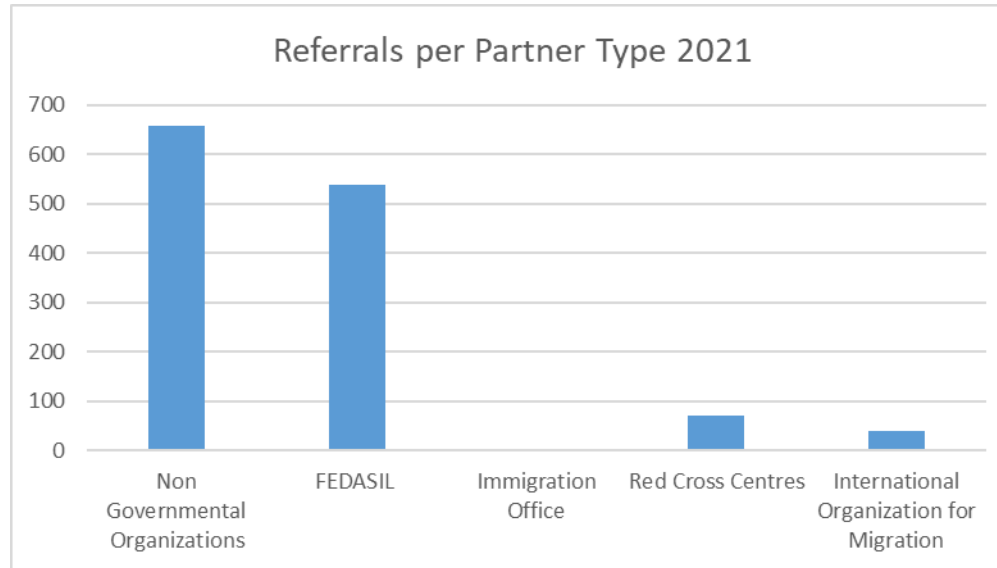


665 single (51%) – 641 with family members (49%)



International Organization for Migration (IOM)
The UN Migration Agency

Voluntary Returns per Partner Type 2021



| Referrals per type of Partner | January | February | March | April | May | June | July | August | September | 2021 |
|--|---------|----------|-------|-------|-----|------|------|--------|-----------|------|
| Non Governmental Organizations | 72 | 42 | 76 | 66 | 67 | 59 | 148 | 49 | 78 | 657 |
| FEDASIL | 44 | 58 | 80 | 66 | 62 | 63 | 50 | 51 | 64 | 538 |
| Immigration Office | 0 | 0 | 0 | 0 | 0 | 0 | 0 | 0 | 0 | 0 |
| Red Cross Centres | 4 | 17 | 8 | 10 | 3 | 11 | 6 | 5 | 6 | 70 |
| International Organization for Migration | 3 | 6 | 5 | 1 | 2 | 4 | 7 | 4 | 9 | 41 |
| Grand Total | 123 | 123 | 169 | 143 | 134 | 137 | 211 | 109 | 157 | 1306 |



International Organization for Migration (IOM)
The UN Migration Agency

Voluntary Returns / Asylum Requests 2021

| Month | Asylum Requests | Voluntary Returns |
|--------------------|-----------------|-------------------|
| January | 1377 | 123 |
| February | 1422 | 123 |
| March | 1818 | 169 |
| April | 1595 | 143 |
| May | 1634 | 134 |
| June | 1948 | 137 |
| July | 2392 | 211 |
| August | 2862 | 109 |
| September | 3326 | 157 |
| October | | |
| November | | |
| December | | |
| Grand Total | 18374 | 1306 |



International Organization for Migration (IOM)
The UN Migration Agency

Reintegration support IOM – September 2021

| Destination country AVRR – Reintegration IOM | Persons |
|--|-----------|
| MONGOLIA | 33 |
| MOLDOVA, REPUBLIC OF | 11 |
| VENEZUELA, BOLIVARIAN REPUBLIC OF | 9 |
| BELARUS | 8 |
| UKRAINE | 5 |
| GUATEMALA | 5 |
| EL SALVADOR | 3 |
| ALBANIA | 2 |
| PHILIPPINES | 2 |
| IRAN, ISLAMIC REPUBLIC OF | 1 |
| TURKEY | 1 |
| RUSSIAN FEDERATION | 1 |
| HONDURAS | 1 |
| PAKISTAN | 1 |
| Grand Total | 83 |

| Assistance to Vulnerable Migrants | Persons |
|--------------------------------------|-----------|
| Persons with health-related needs | 17 |
| Mental health needs | 0 |
| Pregnant women | 1 |
| Families with children | 7 |
| Single parents | 0 |
| Elderly persons | 0 |
| Unaccompanied Migrant Children (UMC) | 0 |
| ex-UMC | 0 |
| Victims of Trafficking (VoT) | 0 |
| Grand total | 25 |