



## ASSISTED VOLUNTARY RETURN FROM BELGIUM (REAB)

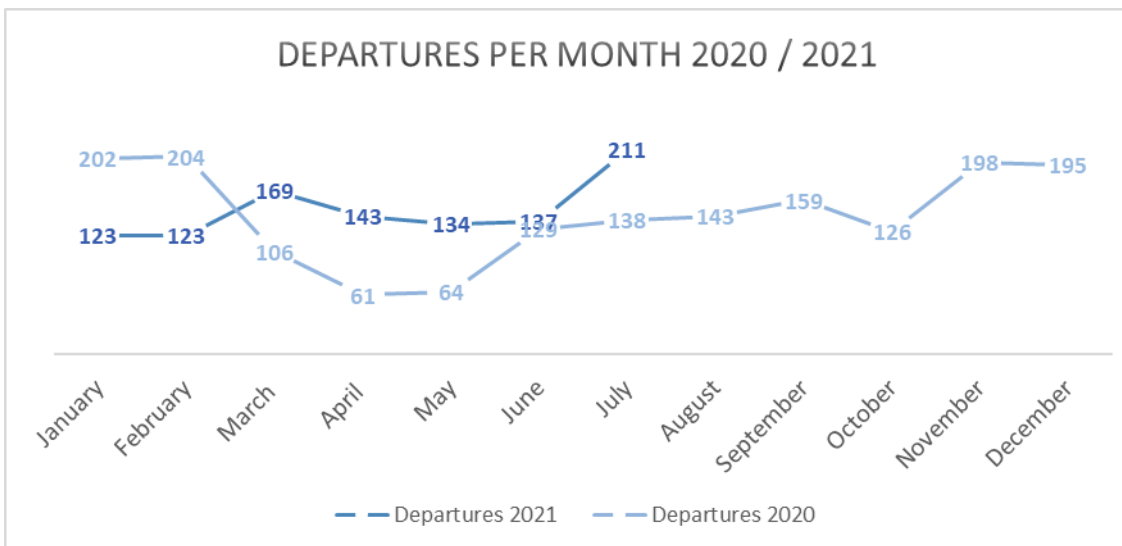
### MONTHLY QUANTITATIVE REPORT – JULY 2021

**211** IOM AVRs from Belgium in July. **99%** by plane, **1%** by land

**49%** received a small cash reinstallation grant (EUR 250 adult/EUR 125 child) and **119** persons received transit assistance to reach final destination

**1040** IOM AVRs from Belgium in 2021 to **77** countries of origin

#### Number of AVR beneficiaries 2020/2021:<sup>1</sup>



<sup>1</sup> The AVR figures refer to the assisted voluntary returns organized via IOM. For a full overview of the voluntary return figures from Belgium, please consult the Fedasil website: <https://www.fedasil.be/en/statistics>



## Total Voluntary Returns – July:

| Countries or areas/places of return  | July     |            | Total Departures 2021 | Total Registrations 2021 |
|--------------------------------------|----------|------------|-----------------------|--------------------------|
|                                      | Departed | Registered |                       |                          |
| AFGHANISTAN                          |          |            | 11                    | 14                       |
| ALBANIA                              |          |            | 1                     | 12                       |
| ALGERIA                              |          | 4          | 1                     | 24                       |
| ANGOLA                               |          |            | 0                     | 2                        |
| ARGENTINA                            |          |            | 3                     | 3                        |
| ARMENIA                              | 1        | 2          | 2                     | 4                        |
| AUSTRALIA                            |          |            | 0                     | 0                        |
| AUSTRIA                              |          |            | 0                     | 1                        |
| AZERBAIJAN                           |          |            | 1                     | 5                        |
| BANGLADESH                           |          |            | 3                     | 3                        |
| BARBADOS                             |          |            | 0                     | 0                        |
| BELARUS                              |          | 7          | 8                     | 16                       |
| BENIN                                |          |            | 0                     | 0                        |
| BHUTAN                               |          |            | 0                     | 0                        |
| BOLIVIA (THE PLURINATIONAL STATE OF) |          |            | 0                     | 0                        |
| BOSNIA AND HERZEGOVINA               |          |            | 0                     | 6                        |
| BOTSWANA                             |          |            | 0                     | 0                        |
| BRAZIL                               | 14       | 9          | 152                   | 156                      |
| BULGARIA                             |          | 2          | 4                     | 6                        |
| BURKINA FASO                         | 2        |            | 3                     | 1                        |
| BURUNDI                              | 1        | 1          | 2                     | 5                        |
| CAMBODIA                             |          |            | 0                     | 0                        |
| CAMEROON                             |          |            | 2                     | 5                        |
| CANADA                               |          |            | 0                     | 0                        |
| CABO VERDE                           |          |            | 0                     | 0                        |
| CENTRAL AFRICAN REPUBLIC             |          |            | 0                     | 0                        |
| CHAD                                 |          |            | 2                     | 3                        |
| CHILE                                |          |            | 0                     | 0                        |
| CHINA                                |          | 1          | 2                     | 3                        |
| COLOMBIA                             |          |            | 10                    | 23                       |
| CONGO (Brazzaville)                  |          |            | 0                     | 1                        |
| CONGO, DEMOCRATIC REPUBLIC OF        | 1        |            | 14                    | 12                       |
| COSTA RICA                           |          |            | 1                     | 1                        |
| CÔTE D'IVOIRE                        |          | 1          | 2                     | 3                        |
| CROATIA                              |          |            | 0                     | 0                        |
| CUBA                                 |          |            | 1                     | 0                        |
| CURACAO                              |          |            | 0                     | 0                        |
| CYPRUS                               |          |            | 0                     | 0                        |
| CZECHIA                              |          |            | 1                     | 2                        |
| DJIBOUTI                             | 1        |            | 2                     | 2                        |
| DOMINICAN REPUBLIC                   |          |            | 0                     | 0                        |
| ECUADOR                              |          |            | 5                     | 5                        |
| EGYPT                                |          |            | 3                     | 5                        |
| EL SALVADOR                          | 21       | 8          | 155                   | 193                      |
| EQUATORIAL GUINEA                    |          |            | 0                     | 0                        |
| ERITREA                              |          |            | 0                     | 1                        |
| ESTONIA                              |          |            | 0                     | 0                        |
| ETHIOPIA                             |          |            | 1                     | 4                        |
| GABON                                |          |            | 0                     | 0                        |
| GAMBIA                               |          | 1          | 0                     | 2                        |
| GEORGIA                              | 11       | 2          | 36                    | 38                       |



International Organization for Migration (IOM)  
The UN Migration Agency

| Countries or areas/places of return | July     |            | Total Departures 2021 | Total Registrations 2021 |
|-------------------------------------|----------|------------|-----------------------|--------------------------|
|                                     | Departed | Registered |                       |                          |
| GERMANY                             |          | 1          | 0                     | 2                        |
| GHANA                               |          | 2          | 4                     | 9                        |
| GREECE                              |          |            | 2                     | 8                        |
| GUATEMALA                           | 3        | 1          | 4                     | 9                        |
| GUINEA                              | 1        |            | 9                     | 14                       |
| GUINEA-BISSAU                       |          |            | 0                     | 0                        |
| GUYANA                              |          |            | 0                     | 0                        |
| HAITI                               |          |            | 0                     | 0                        |
| HONDURAS                            |          |            | 0                     | 0                        |
| CHINA, HONG KONG SAR                |          |            | 0                     | 0                        |
| HUNGARY                             | 1        | 1          | 2                     | 3                        |
| INDIA                               |          |            | 7                     | 8                        |
| INDONESIA                           |          |            | 0                     | 0                        |
| IRAN (THE ISLAMIC REPUBLIC OF)      |          |            | 10                    | 15                       |
| IRAQ                                | 1        | 3          | 29                    | 34                       |
| IRELAND                             |          | 3          | 0                     | 4                        |
| ISRAEL                              |          |            | 0                     | 0                        |
| ITALY                               |          |            | 0                     | 7                        |
| JAMAICA                             |          |            | 0                     | 0                        |
| JORDAN                              |          |            | 5                     | 15                       |
| KAZAKHSTAN                          |          | 1          | 0                     | 3                        |
| KENYA                               |          |            | 0                     | 0                        |
| KOREA, REPUBLIC OF                  |          |            | 0                     | 0                        |
| KUWAIT                              |          |            | 0                     | 0                        |
| KYRGYZSTAN                          |          |            | 1                     | 3                        |
| LAO PEOPLE'S DEMOCRATIC REPUBLIC    |          |            | 0                     | 0                        |
| LATVIA                              |          |            | 2                     | 2                        |
| LEBANON                             |          |            | 0                     | 1                        |
| LIBERIA                             |          |            | 0                     | 0                        |
| LIBYAN ARAB JAMAHIRIYA              |          |            | 0                     | 0                        |
| LITHUANIA                           |          |            | 0                     | 0                        |
| MADAGASCAR                          |          |            | 0                     | 0                        |
| MALAYSIA                            |          |            | 0                     | 1                        |
| MALI                                |          | 1          | 1                     | 2                        |
| MALTA                               |          |            | 0                     | 0                        |
| MAURITANIA                          |          |            | 4                     | 2                        |
| MAURITIUS                           |          |            | 1                     | 1                        |
| MEXICO                              |          |            | 3                     | 3                        |
| MOLDOVA, REPUBLIC OF                | 1        | 9          | 57                    | 62                       |
| MONGOLIA                            | 55       | 17         | 90                    | 119                      |
| MONTENEGRO                          | 2        |            | 2                     | 4                        |
| MOROCCO                             | 3        | 5          | 11                    | 32                       |
| MOZAMBIQUE                          |          |            | 0                     | 0                        |
| MYANMAR                             |          |            | 0                     | 0                        |
| NEPAL                               |          |            | 1                     | 1                        |
| NETHERLANDS ANTILLES                |          |            | 0                     | 0                        |
| NICARAGUA                           |          |            | 6                     | 4                        |
| NIGER                               |          |            | 4                     | 4                        |
| NIGERIA                             |          | 1          | 1                     | 4                        |
| NORTH MACEDONIA                     | 6        | 4          | 11                    | 20                       |
| NORWAY                              |          |            | 0                     | 0                        |
| PAKISTAN                            | 1        | 1          | 5                     | 7                        |
| PALESTINIAN TERRITORIES             |          |            | 0                     | 0                        |
| PANAMA                              |          |            | 0                     | 0                        |
| PARAGUAY                            |          |            | 0                     | 0                        |
| PERU                                |          | 3          | 2                     | 7                        |
| PHILIPPINES                         | 1        | 2          | 7                     | 11                       |



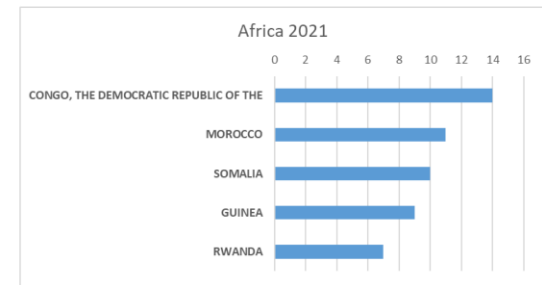
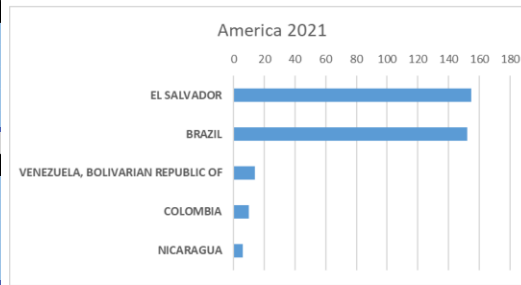
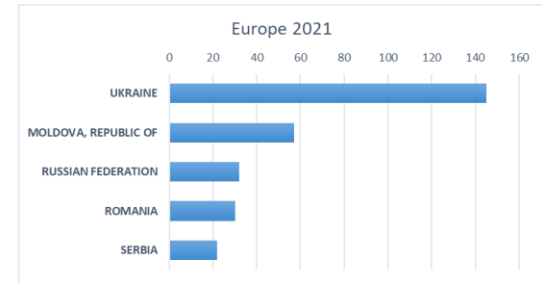
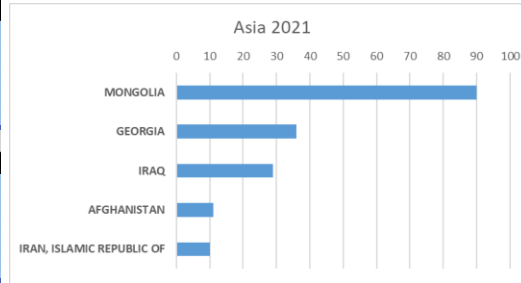
International Organization for Migration (IOM)  
The UN Migration Agency

| Countries or areas/places of return               | July       |            | Total Departures 2021 | Total Registrations 2021 |
|---|------------|------------|-----------------------|--------------------------|
|   | Departed   | Registered |                       |                          |
| POLAND  |            |            | 1                     | 1                        |
| PORTUGAL  |            |            | 0                     | 0                        |
| ROMANIA   | 9          | 20         | 30                    | 53                       |
| RUSSIAN FEDERATION                                | 3          | 5          | 32                    | 44                       |
| RWANDA  |            | 1          | 7                     | 9                        |
| SAUDI ARABIA                                      |            |            | 0                     | 0                        |
| SAO TOME AND PRINCIPE                             |            |            | 0                     | 0                        |
| SENEGAL   | 2          |            | 6                     | 11                       |
| SERBIA  | 9          | 2          | 22                    | 17                       |
| SIERRA LEONE                                      |            |            | 3                     | 3                        |
| SLOVAKIA  |            | 4          | 12                    | 19                       |
| SOMALIA   | 1          |            | 10                    | 15                       |
| SOUTH AFRICA                                      |            |            | 0                     | 0                        |
| SOUTH SUDAN                                       |            |            | 0                     | 0                        |
| SPAIN   |            | 5          | 7                     | 16                       |
| SRI LANKA   |            |            | 6                     | 8                        |
| SUDAN   |            | 1          | 4                     | 13                       |
| SURINAME  |            | 4          | 2                     | 8                        |
| SYRIAN ARAB REPUBLIC                              |            |            | 0                     | 0                        |
| SWEDEN  |            |            | 0                     | 0                        |
| TAIWAN PROVINCE OF THE PEOPLE'S REPUBLIC OF CHINA |            |            | 0                     | 0                        |
| TAJIKISTAN  |            |            | 0                     | 0                        |
| TANZANIA, UNITED REPUBLIC OF                      |            |            | 3                     | 3                        |
| THAILAND  |            |            | 5                     | 5                        |
| TOGO  |            |            | 3                     | 3                        |
| TRINIDAD AND TOBAGO                               |            |            | 0                     | 0                        |
| TUNISIA   |            |            | 3                     | 3                        |
| TURKEY  |            |            | 6                     | 11                       |
| TUVALU  |            |            | 0                     | 0                        |
| UGANDA  |            |            | 0                     | 0                        |
| UKRAINE   | 58         | 51         | 145                   | 190                      |
| UNITED ARABES EMIRATES                            |            |            | 0                     | 0                        |
| UNITED KINGDOM                                    |            |            | 0                     | 0                        |
| UNITED STATES OF AMERICA                          |            |            | 2                     | 2                        |
| URUGUAY   |            |            | 0                     | 0                        |
| UZBEKISTAN  |            |            | 0                     | 0                        |
| VENEZUELA (BOLIVARIAN REPUBLIC OF)                | 2          | 1          | 14                    | 26                       |
| VIET NAM  |            |            | 1                     | 1                        |
| YEMEN   |            |            | 0                     | 0                        |
| ZAMBIA  |            | 4          | 0                     | 4                        |
| ZIMBABWE  |            |            | 0                     | 0                        |
| KOSOVO UNSCR 1244                                 |            |            | 7                     | 7                        |
| <b>Grand Total</b>                                | <b>211</b> | <b>191</b> | <b>1040</b>           | <b>1454</b>              |



### Main destinations Voluntary Returns per Continent 2021:

| Voluntary Returns to Asia             |  | 2021 |
|---------------------------------------|--|------|
| MONGOLIA                              |  | 90   |
| GEORGIA                               |  | 36   |
| IRAQ                                  |  | 29   |
| AFGHANISTAN                           |  | 11   |
| IRAN, ISLAMIC REPUBLIC OF             |  | 10   |
| Voluntary Returns to Europe           |  | 2021 |
| UKRAINE                               |  | 145  |
| MOLDOVA, REPUBLIC OF                  |  | 57   |
| RUSSIAN FEDERATION                    |  | 32   |
| ROMANIA                               |  | 30   |
| SERBIA                                |  | 22   |
| Voluntary Returns to Africa           |  | 2021 |
| CONGO, THE DEMOCRATIC REPUBLIC OF THE |  | 14   |
| MOROCCO                               |  | 11   |
| SOMALIA                               |  | 10   |
| GUINEA                                |  | 9    |
| RWANDA                                |  | 7    |
| Voluntary returns to America          |  | 2021 |
| EL SALVADOR                           |  | 155  |
| BRAZIL                                |  | 152  |
| VENEZUELA, BOLIVARIAN REPUBLIC OF     |  | 14   |
| COLOMBIA                              |  | 10   |
| NICARAGUA                             |  | 6    |





International Organization for Migration (IOM)  
The UN Migration Agency

### Voluntary Returns per Region / Continent 2021

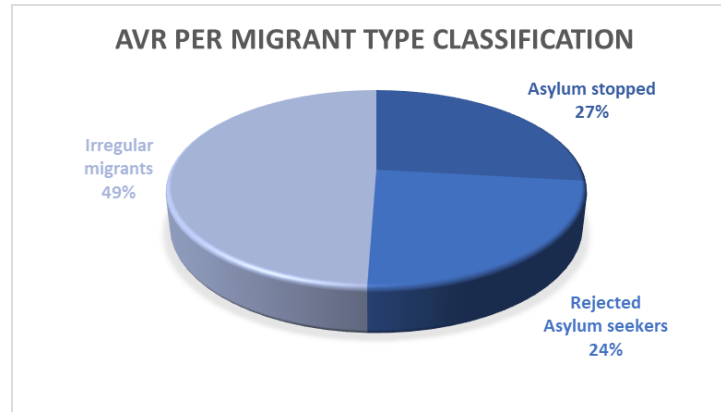
| Voluntary Returns per Continent | January    | February   | March      | April      | May        | June       | July       | 2021        |
|---------------------------------|------------|------------|------------|------------|------------|------------|------------|-------------|
| Africa                          | 13         | 23         | 17         | 13         | 10         | 18         | 12         | 106         |
| Asia                            | 17         | 21         | 37         | 43         | 23         | 17         | 70         | 228         |
| Europe                          | 31         | 30         | 48         | 47         | 32         | 69         | 89         | 346         |
| Americas                        | 62         | 49         | 67         | 40         | 69         | 33         | 40         | 360         |
| <b>Grand Total</b>              | <b>123</b> | <b>123</b> | <b>169</b> | <b>143</b> | <b>134</b> | <b>137</b> | <b>211</b> | <b>1040</b> |

### Voluntary Returns per Province 2021

| Voluntary Returns per Province | January    | February   | March      | April      | May        | June       | July       | 2021        |
|--------------------------------|------------|------------|------------|------------|------------|------------|------------|-------------|
| Antwerpen                      | 31         | 13         | 25         | 43         | 31         | 55         | 115        | 313         |
| Brabant Wallon                 | 0          | 3          | 5          | 2          | 4          | 1          | 4          | 19          |
| Brussels City                  | 62         | 49         | 68         | 55         | 55         | 52         | 55         | 396         |
| Hainaut                        | 12         | 8          | 11         | 3          | 16         | 6          | 9          | 65          |
| Liège                          | 5          | 2          | 23         | 5          | 13         | 8          | 9          | 65          |
| Limburg                        | 2          | 10         | 5          | 11         | 4          | 10         | 5          | 47          |
| Luxembourg                     | 2          | 13         | 3          | 0          | 0          |            | 2          | 20          |
| Namur                          | 1          | 3          | 6          | 7          | 3          | 2          | 0          | 22          |
| Oost-Vlaanderen                | 4          | 12         | 12         | 11         | 2          |            | 5          | 46          |
| Vlaams-Brabant                 | 3          | 9          | 7          | 4          | 5          | 2          | 5          | 35          |
| West-Vlaanderen                | 1          | 1          | 4          | 2          | 1          | 1          | 2          | 12          |
| <b>Grand Total</b>             | <b>123</b> | <b>123</b> | <b>169</b> | <b>143</b> | <b>134</b> | <b>137</b> | <b>211</b> | <b>1040</b> |



### Voluntary Returns per Migrant Type classification 2021



| Voluntary Returns per Category | January | February | March | April | May | June | July | 2021 |
|--------------------------------|---------|----------|-------|-------|-----|------|------|------|
| Asylum stopped                 | 24      | 45       | 53    | 53    | 50  | 29   | 25   | 279  |
| Rejected Asylum seekers        | 33      | 45       | 38    | 22    | 38  | 37   | 34   | 247  |
| Irregular migrants             | 66      | 33       | 78    | 68    | 46  | 71   | 152  | 514  |
| Grand Total                    | 123     | 123      | 169   | 143   | 134 | 137  | 211  | 1040 |

### Voluntary Returns per Sex 2021

Female Other Male



Female Indeterminate Male

443 (43%)    0 (0%)    597 (57%)

### Voluntary Returns per Family composition 2021

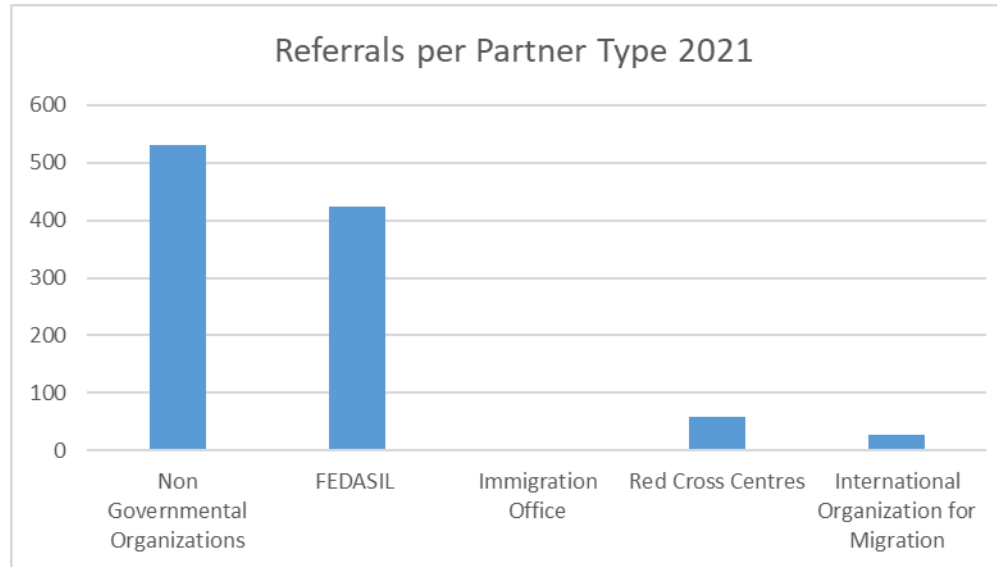
Single vs Families



550 single – 490 with family members



## Voluntary Returns per Partner Type 2021



| Referrals per type of Partner            | January | February | March | April | May | June | July | 2021 |
|--|---------|----------|-------|-------|-----|------|------|------|
| Non Governmental Organizations           | 72      | 42       | 76    | 66    | 67  | 59   | 148  | 530  |
| FEDASIL                                  | 44      | 58       | 80    | 66    | 62  | 63   | 50   | 423  |
| Immigration Office                       | 0       | 0        | 0     | 0     | 0   | 0    | 0    | 0    |
| Red Cross Centres                        | 4       | 17       | 8     | 10    | 3   | 11   | 6    | 59   |
| International Organization for Migration | 3       | 6        | 5     | 1     | 2   | 4    | 7    | 28   |
| Grand Total                              | 123     | 123      | 169   | 143   | 134 | 137  | 211  | 1040 |





International Organization for Migration (IOM)  
The UN Migration Agency

## Voluntary Returns / Asylum Requests 2021

| Month              | Asylum Requests | Voluntary Returns |
|--------------------|-----------------|-------------------|
| January            | 1377            | 123               |
| February           | 1422            | 123               |
| March              | 1818            | 169               |
| April              | 1595            | 143               |
| May                | 1634            | 134               |
| June               | 1948            | 137               |
| July               | 2392            | 211               |
| August             |                 |                   |
| September          |                 |                   |
| October            |                 |                   |
| November           |                 |                   |
| December           |                 |                   |
| <b>Grand Total</b> | <b>12186</b>    | <b>1040</b>       |



International Organization for Migration (IOM)  
The UN Migration Agency

## Reintegration support IOM – July 2021

| Destination country AVRR – Reintegration IOM | Persons   |
|--|-----------|
| MONGOLIA                                     | 55        |
| GEORGIA                                      | 9         |
| GUATEMALA                                    | 2         |
| VENEZUELA, BOLIVARIAN REPUBLIC OF            | 2         |
| EL SALVADOR                                  | 2         |
| MONTENEGRO                                   | 2         |
| DJIBOUTI                                     | 1         |
| SENEGAL                                      | 1         |
| RUSSIAN FEDERATION                           | 1         |
| BURKINA FASO                                 | 1         |
| SOMALIA                                      | 1         |
| PAKISTAN                                     | 1         |
| ARMENIA                                      | 1         |
| PHILIPPINES                                  | 1         |
| <b>Grand Total</b>                           | <b>80</b> |

| Assistance to Vulnerable Migrants    | Persons   |
|--------------------------------------|-----------|
| Persons with health-related needs    | 9         |
| Mental health needs                  | 3         |
| Pregnant women                       | 0         |
| Families with children               | 6         |
| Single parents                       | 2         |
| Elderly persons                      | 4         |
| Unaccompanied Migrant Children (UMC) | 0         |
| ex-UMC                               | 0         |
| Victims of Trafficking (VoT)         | 0         |
| <b>Grand total</b>                   | <b>24</b> |