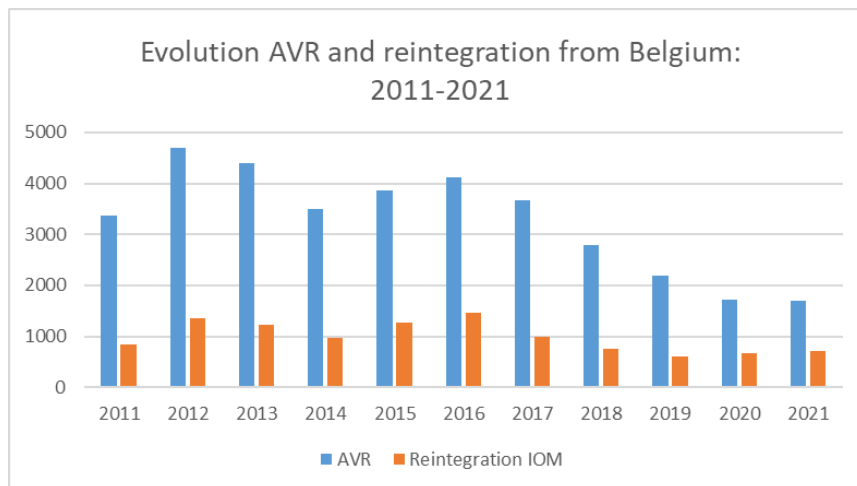




ASSISTED VOLUNTARY RETURN FROM BELGIUM (REAB)

STATISTICAL YEAR REPORT –2021

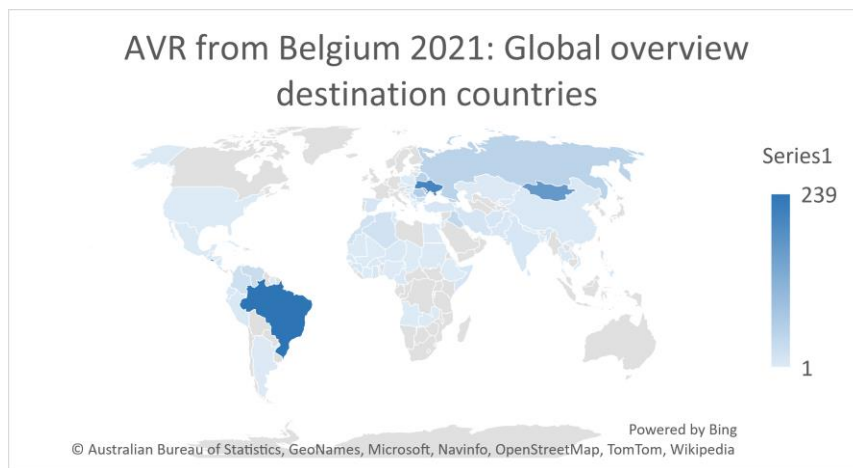
General evolution AVR and Reintegration programme



Year	2011	2012	2013	2014	2015	2016	2017	2018	2019	2020	2021
AVR	3358	4694	4388	3495	3870	4117	3670	2795	2183	1725	1695
Reintegration IOM	840	1353	1229	975	1262	1457	989	762	596	674	705
% with Reintegration	25%	29%	28%	28%	33%	35%	27%	27%	27%	39%	42%

Global overview AVR 2021

In 2021, IOM Country Office Belgium facilitated 1695 Assisted Voluntary Returns (AVR) from Belgium to 82 different destination countries, with Brazil, El Salvador, Ukraine, Mongolia and Moldova (Republic of) as the main destination countries.

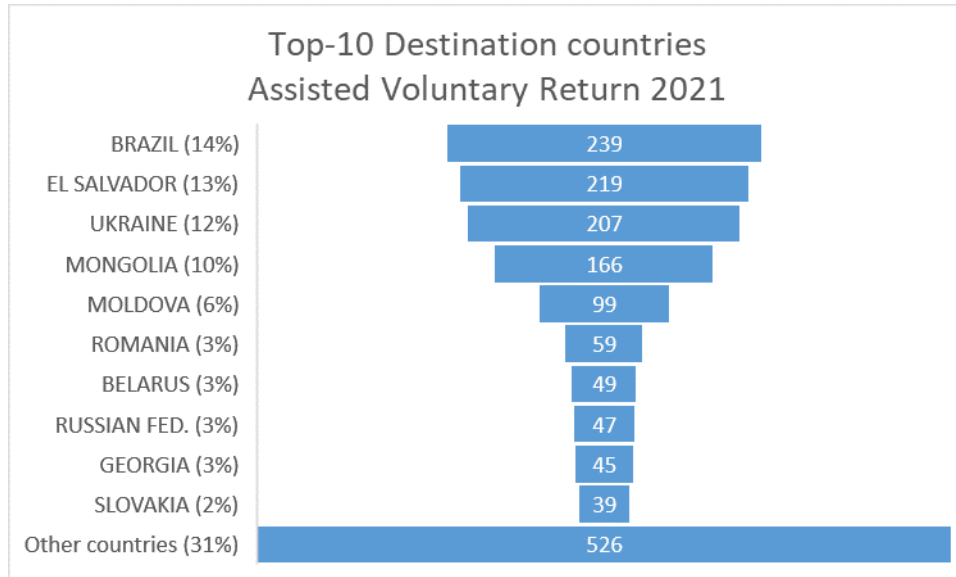


Country Office for Belgium and Luxembourg

40, Rue Montoyerstraat 1st floor • 1000 Brussels • Belgium
Tel: +32.2.287.70.00 • Fax: +32.2.287.70.05 • E-mail: iombrussels@iom.int
<http://belgium.iom.int>



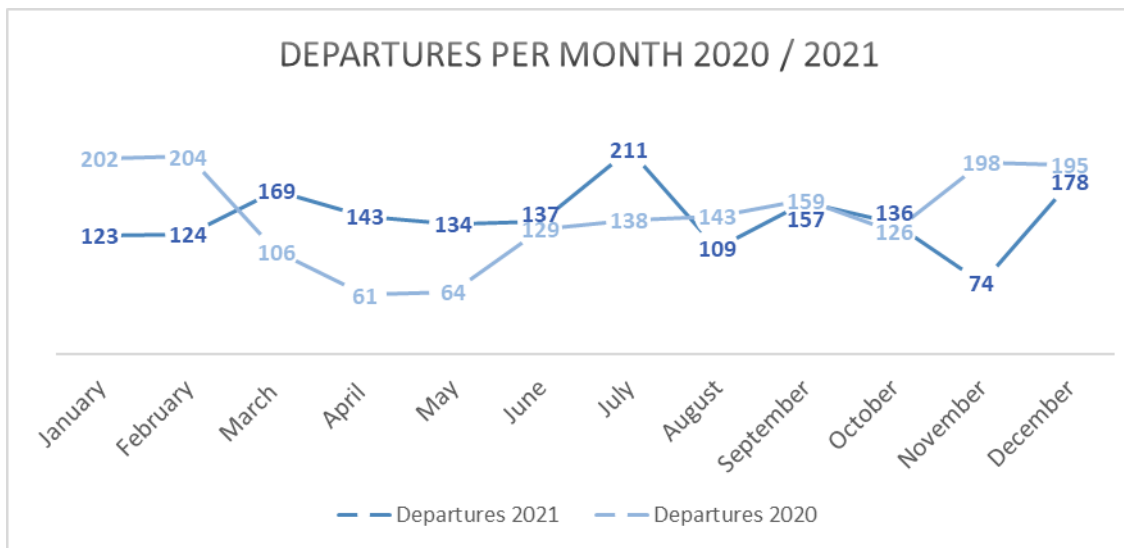
Top-10 destination countries AVR



Destination country	Persons	Ratio
BRAZIL	239	14%
EL SALVADOR	219	13%
UKRAINE	207	12%
MONGOLIA	166	10%
MOLDOVA	99	6%
ROMANIA	59	3%
BELARUS	49	3%
RUSSIAN FEDERATION	47	3%
GEORGIA	45	3%
SLOVAKIA	39	2%
Other countries	526	31%
Grand total	1695	100%



Number of AVR beneficiaries per month: comparison 2020/2021¹



Month	January	February	March	April	May	June	July	August	September	October	November	December	Grand total
Departures 2021	123	124	169	143	134	137	211	109	157	136	74	178	1695
Departures 2020	202	204	106	61	64	129	138	143	159	126	198	195	1725

Total Voluntary Returns (Departures) and Registrations 2021 – per Destination country:

¹ The AVR figures refer to the assisted voluntary returns organized via IOM. For a full overview of the voluntary return figures from Belgium, please consult the Fedasil website: <https://www.fedasil.be/en/statistics>



International Organization for Migration (IOM)
The UN Migration Agency

Countries or areas/places of return	Total Departures 2021	Total Registrations 2021
AFGHANISTAN	11	16
ALBANIA	10	29
ALGERIA	18	39
ANGOLA	2	5
ARGENTINA	3	6
ARMENIA	16	16
AUSTRALIA	0	0
AUSTRIA	0	1
AZERBAIJAN	1	5
BANGLADESH	5	5
BARBADOS	0	0
BELARUS	49	65
BENIN	0	0
BHUTAN	0	0
BOLIVIA (THE PLURINATIONAL STATE OF)	0	0
BOSNIA AND HERZEGOVINA	5	7
BOTSWANA	0	0
BRAZIL	239	280
BULGARIA	22	27
BURKINA FASO	3	3
BURUNDI	2	6
CAMBODIA	0	0
CAMEROON	5	12
CANADA	0	0
CABO VERDE	0	0
CENTRAL AFRICAN REPUBLIC	0	0
CHAD	2	4
CHILE	0	0
CHINA	5	7
COLOMBIA	22	42
CONGO (Brazzaville)	1	3
CONGO, DEMOCRATIC REPUBLIC OF	16	35
COSTA RICA	5	5
CÔTE D'IVOIRE	2	3
CROATIA	0	0
CUBA	1	0
CURACAO	0	0
CYPRUS	0	0
CZECHIA	1	3
DJIBOUTI	2	2
DOMINICAN REPUBLIC	0	0
ECUADOR	5	6
EGYPT	3	5
EL SALVADOR	219	272
EQUATORIAL GUINEA	0	0
ERITREA	0	2
ESTONIA	0	1
ETHIOPIA	2	6
GABON	0	0
GAMBIA	0	5
GEORGIA	45	64



International Organization for Migration (IOM)

The UN Migration Agency

GERMANY	0	2
GHANA	8	15
GREECE	4	11
GUATEMALA	9	14
GUINEA	10	25
GUINEA-BISSAU	0	0
GUYANA	0	0
HAITI	0	0
HONDURAS	1	0
CHINA, HONG KONG SAR	0	0
HUNGARY	2	5
INDIA	9	11
INDONESIA	0	0
IRAN (THE ISLAMIC REPUBLIC OF)	13	21
IRAQ	38	48
IRELAND	0	4
ISRAEL	0	0
ITALY	0	8
JAMAICA	0	0
JORDAN	5	15
KAZAKHSTAN	3	5
KENYA	0	0
KOREA, REPUBLIC OF	0	0
KUWAIT	0	0
KYRGYZSTAN	3	3
LAO PEOPLE'S DEMOCRATIC REPUBLIC	0	0
LATVIA	2	2
LEBANON	0	1
LIBERIA	0	0
LIBYAN ARAB JAMAHIRIYA	0	0
LITHUANIA	0	0
MADAGASCAR	0	0
MALAYSIA	0	1
MALI	2	3
MALTA	0	0
MAURITANIA	4	2
MAURITIUS	1	1
MEXICO	4	4
MOLDOVA, REPUBLIC OF	99	123
MONGOLIA	166	195
MONTENEGRO	2	4
MOROCCO	19	54
MOZAMBIQUE	0	0
MYANMAR	0	0
NEPAL	2	3
NETHERLANDS ANTILLES	0	0
NICARAGUA	6	4
NIGER	6	7
NIGERIA	1	9
NORTH MACEDONIA	17	23
NORWAY	0	0
PAKISTAN	7	12
PALESTINIAN TERRITORIES	0	0
PANAMA	0	0
PARAGUAY	0	0
PERU	6	8
PHILIPPINES	11	18



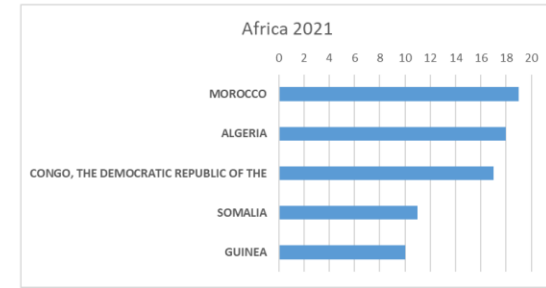
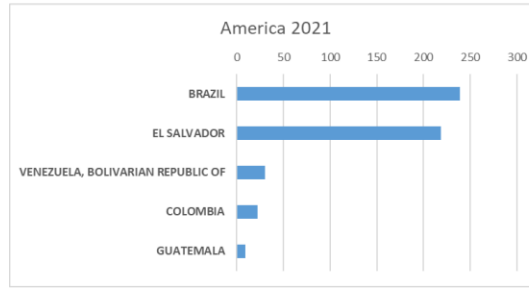
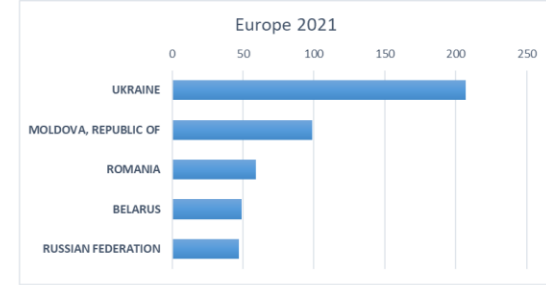
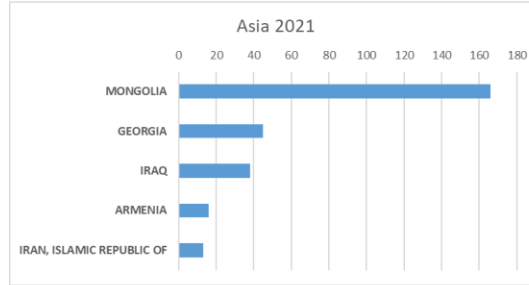
International Organization for Migration (IOM)
The UN Migration Agency

POLAND	2	3
PORTUGAL	0	1
ROMANIA	59	99
RUSSIAN FEDERATION	47	61
RWANDA	8	10
SAUDI ARABIA	0	0
SAO TOME AND PRINCIPE	0	0
SENEGAL	6	15
SERBIA	24	29
SIERRA LEONE	3	3
SLOVAKIA	39	75
SOMALIA	11	16
SOUTH AFRICA	0	0
SOUTH SUDAN	0	0
SPAIN	12	16
SRI LANKA	6	9
SUDAN	4	18
SURINAME	4	8
SYRIAN ARAB REPUBLIC	0	0
SWEDEN	0	0
TAIWAN PROVINCE OF THE PEOPLE'S REPUBLIC OF CHINA	0	0
TAJIKISTAN	0	0
TANZANIA, UNITED REPUBLIC OF	4	4
THAILAND	5	6
TOGO	4	7
TRINIDAD AND TOBAGO	0	0
TUNISIA	6	16
TURKEY	9	15
TUVALU	0	0
UGANDA	0	4
UKRAINE	207	285
UNITED ARABES EMIRATES	0	0
UNITED KINGDOM	0	0
UNITED STATES OF AMERICA	2	2
URUGUAY	0	1
UZBEKISTAN	0	0
VENEZUELA (BOLIVARIAN REPUBLIC OF)	30	43
VIET NAM	1	2
YEMEN	0	0
ZAMBIA	4	4
ZIMBABWE	0	0
KOSOVO UNSCR 1244	16	17
Grand Total	1695	2417



Main destinations Voluntary Returns per Continent 2021:

Voluntary Returns to Asia		2021
MONGOLIA		166
GEORGIA		45
IRAQ		38
ARMENIA		16
IRAN, ISLAMIC REPUBLIC OF		13
Voluntary Returns to Europe		2021
UKRAINE		207
MOLDOVA, REPUBLIC OF		99
ROMANIA		59
BELARUS		49
RUSSIAN FEDERATION		47
Voluntary Returns to Africa		2021
MOROCCO		19
ALGERIA		18
CONGO, THE DEMOCRATIC REPUBLIC OF THE		17
SOMALIA		11
GUINEA		10
Voluntary returns to America		2021
BRAZIL		239
EL SALVADOR		219
VENEZUELA, BOLIVARIAN REPUBLIC OF		30
COLOMBIA		22
GUATEMALA		9



Voluntary Returns per Region / Continent 2021

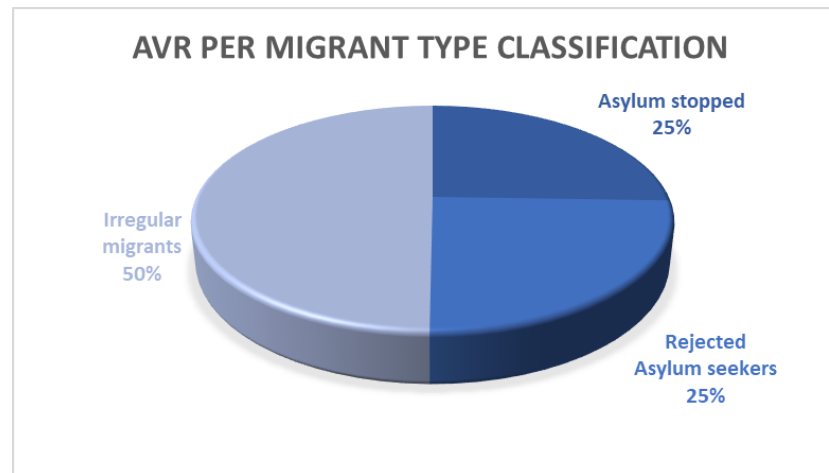
Voluntary Returns per Continent	January	February	March	April	May	June	July	August	September	October	November	December	2021
Africa	13	24	17	13	10	18	12	13	6	14	10	9	159
Asia	17	21	37	43	23	17	70	12	42	33	8	38	361
Europe	31	30	48	47	32	69	89	60	53	55	25	80	619
Americas	62	49	67	40	69	33	40	24	56	34	31	51	556
Grand Total	123	124	169	143	134	137	211	109	157	136	74	178	1695



Voluntary Returns per Province 2021

Voluntary Returns per Province	January	February	March	April	May	June	July	August	September	October	November	December	2021
Antwerpen	31	13	25	43	31	55	115	19	51	49	11	68	511
Brabant Wallon	0	3	5	2	4	1	4	0	2	1	0	2	24
Brussels City	62	49	68	55	55	52	55	40	52	46	34	58	626
Hainaut	12	9	11	3	16	6	9	9	10	12	3	7	107
Liège	5	2	23	5	13	8	9	6	15	6	7	4	103
Limburg	2	10	5	11	4	10	5	9	2	4	1	8	71
Luxembourg	2	13	3	0	0		2	7	4	3	0	7	41
Namur	1	3	6	7	3	2	0	5	8	5	0	3	43
Oost-Vlaanderen	4	12	12	11	2		5	11	1	6	13	9	86
Vlaams-Brabant	3	9	7	4	5	2	5	3	4	1	3	6	52
West-Vlaanderen	1	1	4	2	1	1	2	0	8	3	2	6	31
Grand Total	123	124	169	143	134	137	211	109	157	136	74	178	1695

Voluntary Returns per Migrant Type classification 2021



Voluntary Returns per Category	January	February	March	April	May	June	July	August	September	October	November	December	2021
Asylum stopped	24	46	53	53	50	29	25	21	42	34	10	36	423
Rejected Asylum seekers	33	45	38	22	38	37	35	39	45	23	19	48	422
Irregular migrants	66	33	78	68	46	71	151	49	70	79	45	94	850
Grand Total	123	124	169	143	134	137	211	109	157	136	74	178	1695



Voluntary Returns per Sex 2021

Female Other Male



Female Indeterminate Male

726 (43%) 0 (0%) 969 (57%)

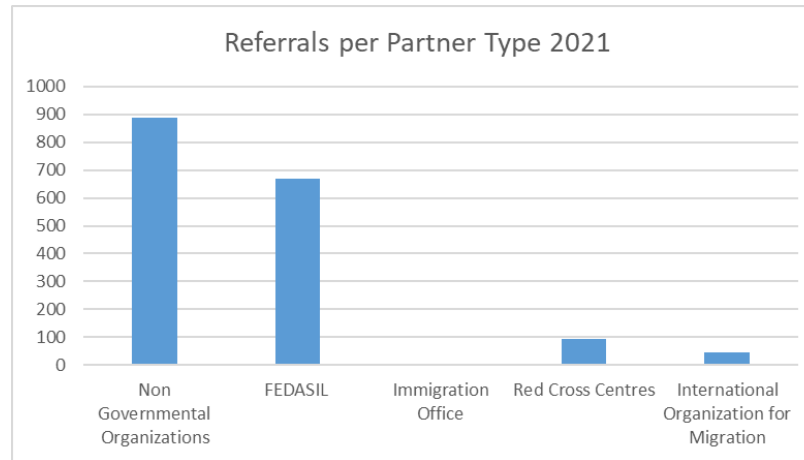
Voluntary Returns per Family composition 2021

Single vs Families



876 single (52%) – 819 with family members (48%)

Voluntary Returns per Partner Type 2021



Referrals per type of Partner	January	February	March	April	May	June	July	August	September	October	November	December	2021
Non Governmental Organizations	72	42	76	66	67	59	148	49	78	82	43	106	888
FEDASIL	44	59	80	66	62	63	50	51	64	49	30	50	668
Immigration Office	0	0	0	0	0	0	0	0	0	0	0	0	0
Red Cross Centres	4	17	8	10	3	11	6	5	6	3	0	20	93
International Organization for Migration	3	6	5	1	2	4	7	4	9	2	1	2	46
Grand Total	123	124	169	143	134	137	211	109	157	136	74	178	1695



International Organization for Migration (IOM)
The UN Migration Agency

Voluntary Returns / Asylum Requests 2021

Month	Asylum Requests	Voluntary Returns
January	1377	123
February	1422	124
March	1818	169
April	1595	143
May	1634	134
June	1948	137
July	2392	211
August	2862	109
September	3326	157
October	2407	136
November	2451	74
December	2739	178
Grand Total	25971	1695

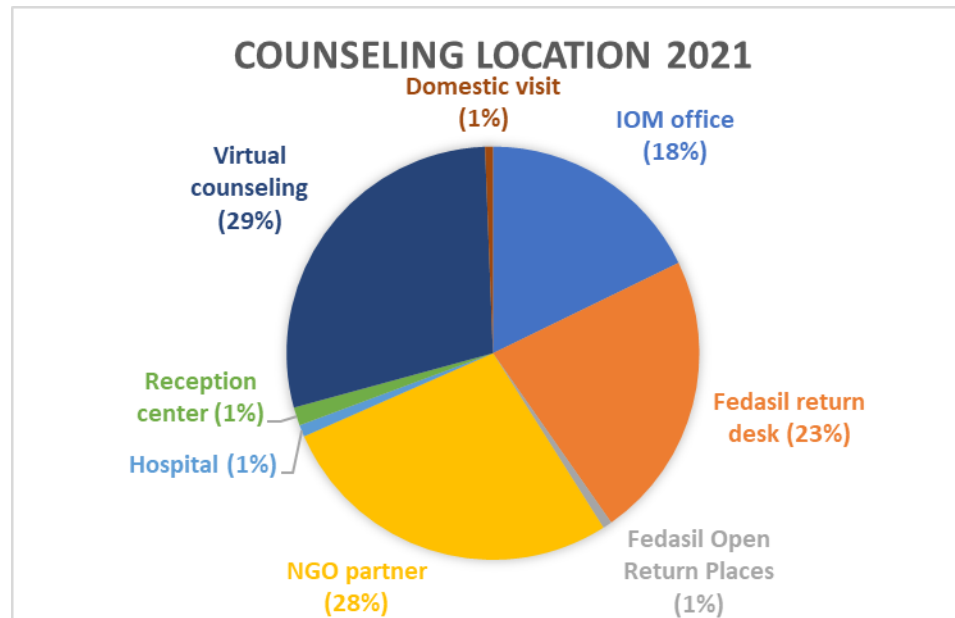


International Organization for Migration (IOM)
The UN Migration Agency

Reintegration support IOM 2021

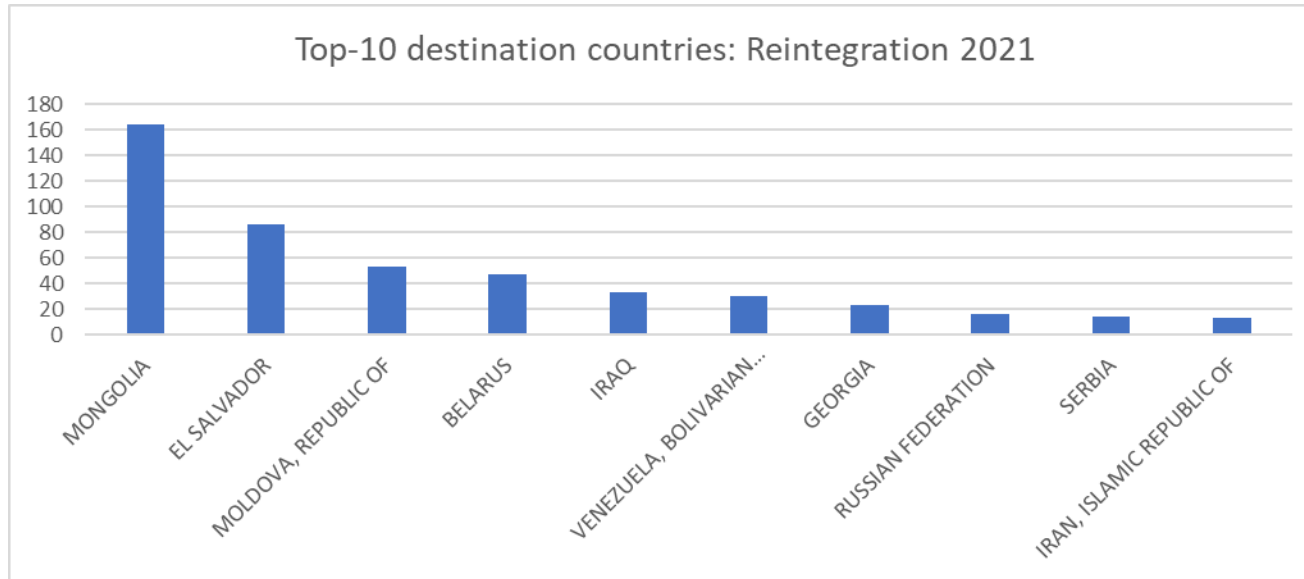
Number of reintegration counselings provided in 2021 per location

Location	Counseling	%
IOM office	174	18%
Fedasil return desk	220	23%
Fedasil Open Return Places	7	1%
NGO partner	268	28%
Hospital	9	1%
Reception center	14	1%
Virtual counseling	280	29%
Domestic visit	6	1%
Total number of counselings	972	100%





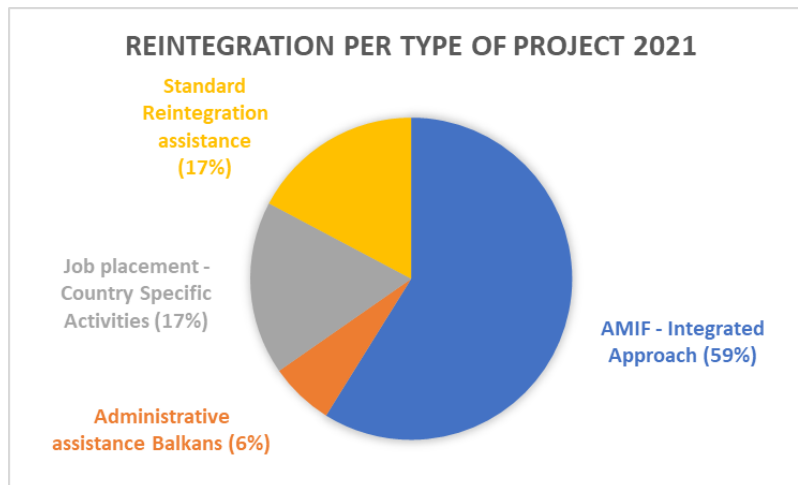
Top-10 destination countries AVRR (Reintegration support IOM)



Destination country	Persons	Ratio
MONGOLIA	164	23%
EL SALVADOR	86	12%
MOLDOVA, REPUBLIC OF	53	8%
BELARUS	47	7%
IRAQ	33	5%
VENEZUELA, BOLIVARIAN REPUBLIC OF	30	4%
GEORGIA	23	3%
RUSSIAN FEDERATION	16	2%
SERBIA	14	2%
IRAN, ISLAMIC REPUBLIC OF	13	2%
Other countries	226	32%
Grand total	705	100%



Reintegration support per type of project



Reintegration support – Assistance to Vulnerable Migrants

Assistance to Vulnerable Migrants	Persons	%
Persons with health-related needs	167	54%
Mental health needs	9	3%
Adapted Medical Assistance After Return (AMAAR)	7	2%
Pregnant women	4	1%
Families with children	89	29%
Single parents	5	2%
Elderly persons	19	6%
Unaccompanied Migrant Children (UMC)	3	1%
ex-UMC	3	1%
Victims of Trafficking (VoT)	3	1%
Grand total	309	100%



International Organization for Migration (IOM)
The UN Migration Agency

Reintegration support IOM 2021 – All destination countries

Destination country AVRR – Reintegration IOM	Persons	%
MONGOLIA	164	23%
EL SALVADOR	86	12%
MOLDOVA, REPUBLIC OF	53	8%
BELARUS	47	7%
IRAQ	33	5%
VENEZUELA, BOLIVARIAN REPUBLIC OF	30	4%
GEORGIA	23	3%
RUSSIAN FEDERATION	16	2%
SERBIA	14	2%
IRAN, ISLAMIC REPUBLIC OF	13	2%
KOSOVO	13	2%
PHILIPPINES	11	2%
AFGHANISTAN	11	2%
SOMALIA	11	2%
ARMENIA	10	1%
ALBANIA	10	1%
ALGERIA	9	1%
TURKEY	9	1%
GUATEMALA	8	1%
CONGO, THE DEMOCRATIC REPUBLIC OF THE	7	1%
PAKISTAN	7	1%
UKRAINE	6	1%
RWANDA	6	1%
NICARAGUA	5	1%
CHINA	5	1%
THAILAND	5	1%
COSTA RICA	5	1%
NORTH MACEDONIA	5	1%
BRAZIL	5	1%



International Organization for Migration (IOM)

The UN Migration Agency

BOSNIA AND HERZEGOVINA	5	1%
SUDAN	4	1%
INDIA	4	1%
TANZANIA, UNITED REPUBLIC OF	4	1%
COLOMBIA	4	1%
TUNISIA	4	1%
GUINEA	4	1%
ZAMBIA	4	1%
MEXICO	3	0%
SIERRA LEONE	3	0%
MOROCCO	3	0%
GHANA	3	0%
NIGER	2	0%
EGYPT	2	0%
SENEGAL	2	0%
DJIBOUTI	2	0%
MAURITANIA	2	0%
TOGO	2	0%
CHAD	2	0%
MONTENEGRO	2	0%
CÔTE D'IVOIRE	2	0%
ROMANIA	2	0%
MALI	2	0%
ANGOLA	1	0%
BURKINA FASO	1	0%
HONDURAS	1	0%
CUBA	1	0%
CAMEROON	1	0%
SURINAME	1	0%
AZERBAIJAN	1	0%
NEPAL	1	0%
BURUNDI	1	0%



International Organization for Migration (IOM)
The UN Migration Agency

POLAND	1	0%
KYRGYZSTAN	1	0%
Grand Total	705	100%