



ASSISTED VOLUNTARY RETURN FROM BELGIUM (REAB)

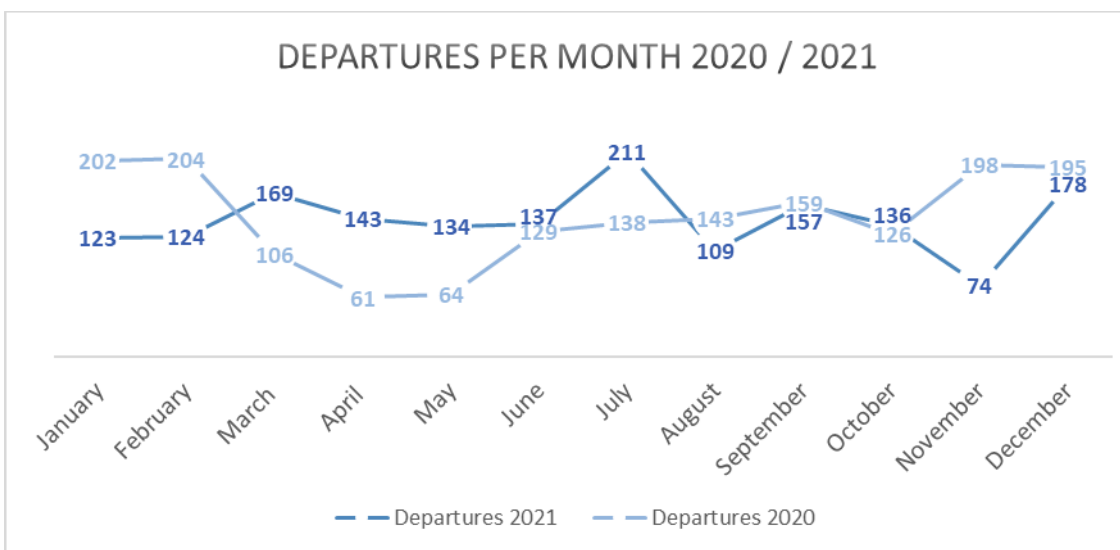
MONTHLY QUANTITATIVE REPORT – DECEMBER 2021

178 IOM AVR from Belgium in December.
100% by plane, **0%** by land

45% received a small cash reinstallation grant (EUR 250 adult/EUR 125 child) and **133** persons received transit assistance to reach final destination in December.

1695 IOM AVR from Belgium in 2021 to **82** countries of origin

Number of AVR beneficiaries 2020/2021:¹



Month	January	February	March	April	May	June	July	August	September	October	November	December	Grand total
Departures 2021	123	124	169	143	134	137	211	109	157	136	74	178	1695
Departures 2020	202	204	106	61	64	129	138	143	159	126	198	195	1725

¹ The AVR figures refer to the assisted voluntary returns organized via IOM. For a full overview of the voluntary return figures from Belgium, please consult the Fedasil website: <https://www.fedasil.be/en/statistics>



International Organization for Migration (IOM)
The UN Migration Agency

Total Voluntary Returns – December:

Countries or areas/places of return	December		Total Departures 2021	Total Registrations 2021
	Departed	Registered		
AFGHANISTAN			11	16
ALBANIA	2	3	10	29
ALGERIA	6	1	18	39
ANGOLA			2	5
ARGENTINA		3	3	6
ARMENIA			16	16
AUSTRALIA			0	0
AUSTRIA			0	1
AZERBAIJAN			1	5
BANGLADESH			5	5
BARBADOS			0	0
BELARUS	13	10	49	65
BENIN			0	0
BHUTAN			0	0
BOLIVIA (THE PLURINATIONAL STATE OF)			0	0
BOSNIA AND HERZEGOVINA	5		5	7
BOTSWANA			0	0
BRAZIL	30	35	239	280
BULGARIA			22	27
BURKINA FASO		1	3	3
BURUNDI			2	6
CAMBODIA			0	0
CAMEROON		2	5	12
CANADA			0	0
CABO VERDE			0	0
CENTRAL AFRICAN REPUBLIC			0	0
CHAD		1	2	4
CHILE			0	0
CHINA		1	5	7
COLOMBIA	6	5	22	42
CONGO (Brazzaville)		1	1	3
CONGO, DEMOCRATIC REPUBLIC OF		1	16	35
COSTA RICA	4		5	5
CÔTE D'IVOIRE			2	3
CROATIA			0	0
CUBA			1	0
CURACAO			0	0
CYPRUS			0	0
CZECHIA			1	3
DJIBOUTI			2	2
DOMINICAN REPUBLIC			0	0
ECUADOR			5	6
EGYPT			3	5
EL SALVADOR	7	19	219	272
EQUATORIAL GUINEA			0	0
ERITREA		1	0	2
ESTONIA		1	0	1
ETHIOPIA			2	6
GABON			0	0
GAMBIA		3	0	5
GEORGIA	5	3	45	64



International Organization for Migration (IOM)
The UN Migration Agency

Countries or areas/places of return	December		Total Departures 2021	Total Registrations 2021
	Departed	Registered		
GERMANY			0	2
GHANA	1	1	8	15
GREECE			4	11
GUATEMALA			9	14
GUINEA		1	10	25
GUINEA-BISSAU			0	0
GUYANA			0	0
HAITI			0	0
HONDURAS			1	0
CHINA, HONG KONG SAR			0	0
HUNGARY			2	5
INDIA			9	11
INDONESIA			0	0
IRAN (THE ISLAMIC REPUBLIC OF)	1	1	13	21
IRAQ	4	4	38	48
IRELAND			0	4
ISRAEL			0	0
ITALY			0	8
JAMAICA			0	0
JORDAN			5	15
KAZAKHSTAN			3	5
KENYA			0	0
KOREA, REPUBLIC OF			0	0
KUWAIT			0	0
KYRGYZSTAN			3	3
LAO PEOPLE'S DEMOCRATIC REPUBLIC			0	0
LATVIA			2	2
LEBANON			0	1
LIBERIA			0	0
LIBYAN ARAB JAMAHIRIYA			0	0
LITHUANIA			0	0
MADAGASCAR			0	0
MALAYSIA			0	1
MALI	1	1	2	3
MALTA			0	0
MAURITANIA			4	2
MAURITIUS			1	1
MEXICO			4	4
MOLDOVA, REPUBLIC OF	15	16	99	123
MONGOLIA	26	14	166	195
MONTENEGRO			2	4
MOROCCO		2	19	54
MOZAMBIQUE			0	0
MYANMAR			0	0
NEPAL	1		2	3
NETHERLANDS ANTILLES			0	0
NICARAGUA			6	4
NIGER			6	7
NIGERIA			1	9
NORTH MACEDONIA	5	3	17	23
NORWAY			0	0
PAKISTAN		3	7	12
PALESTINIAN TERRITORIES			0	0
PANAMA			0	0
PARAGUAY			0	0
PERU			6	8
PHILIPPINES		2	11	18



International Organization for Migration (IOM)

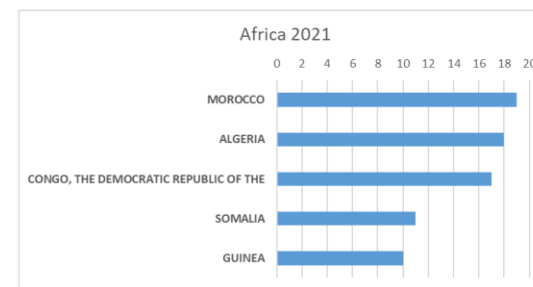
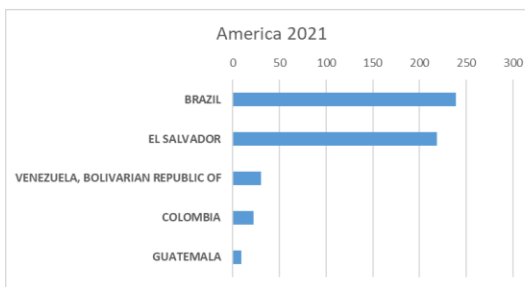
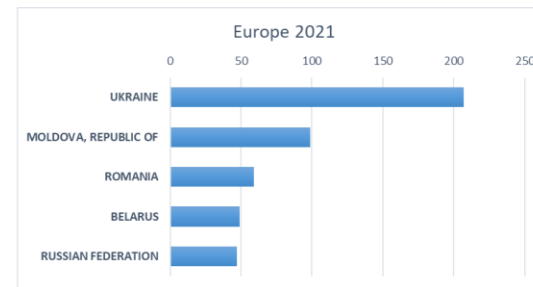
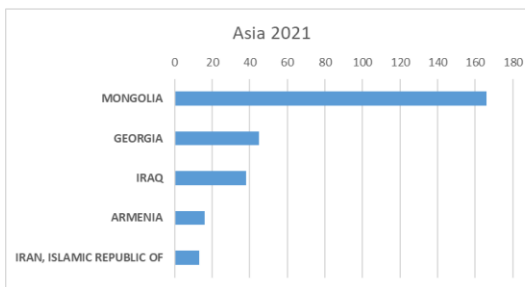
The UN Migration Agency

Countries or areas/places of return	December		Total Departures 2021	Total Registrations 2021
	Departed	Registered		
POLAND			2	3
PORTUGAL			0	1
ROMANIA	4	6	59	99
RUSSIAN FEDERATION	4	1	47	61
RWANDA		1	8	10
SAUDI ARABIA			0	0
SAO TOME AND PRINCIPE			0	0
SENEGAL		1	6	15
SERBIA	2	2	24	29
SIERRA LEONE			3	3
SLOVAKIA	9	9	39	75
SOMALIA			11	16
SOUTH AFRICA			0	0
SOUTH SUDAN			0	0
SPAIN			12	16
SRI LANKA			6	9
SUDAN		1	4	18
SURINAME			4	8
SYRIAN ARAB REPUBLIC			0	0
SWEDEN			0	0
TAIWAN PROVINCE OF THE PEOPLE'S REPUBLIC OF CHINA			0	0
TAJIKISTAN			0	0
TANZANIA, UNITED REPUBLIC OF			4	4
THAILAND			5	6
TOGO			4	7
TRINIDAD AND TOBAGO			0	0
TUNISIA	1	1	6	16
TURKEY	1		9	15
TUVALU			0	0
UGANDA		4	0	4
UKRAINE	21	18	207	285
UNITED ARABES EMIRATES			0	0
UNITED KINGDOM			0	0
UNITED STATES OF AMERICA			2	2
URUGUAY			0	1
UZBEKISTAN			0	0
VENEZUELA (BOLIVARIAN REPUBLIC OF)	4		30	43
VIET NAM			1	2
YEMEN			0	0
ZAMBIA			4	4
ZIMBABWE			0	0
KOSOVO UNSCR 1244		1	16	17
Grand Total	178	184	1695	2417



Main destinations Voluntary Returns per Continent 2021:

Voluntary Returns to Asia		2021
MONGOLIA		166
GEORGIA		45
IRAQ		38
ARMENIA		16
IRAN, ISLAMIC REPUBLIC OF		13
Voluntary Returns to Europe		2021
UKRAINE		207
MOLDOVA, REPUBLIC OF		99
ROMANIA		59
BELARUS		49
RUSSIAN FEDERATION		47
Voluntary Returns to Africa		2021
MOROCCO		19
ALGERIA		18
CONGO, THE DEMOCRATIC REPUBLIC OF THE		17
SOMALIA		11
GUINEA		10
Voluntary returns to America		2021
BRAZIL		239
EL SALVADOR		219
VENEZUELA, BOLIVARIAN REPUBLIC OF		30
COLOMBIA		22
GUATEMALA		9





International Organization for Migration (IOM)
The UN Migration Agency

Voluntary Returns per Region / Continent 2021

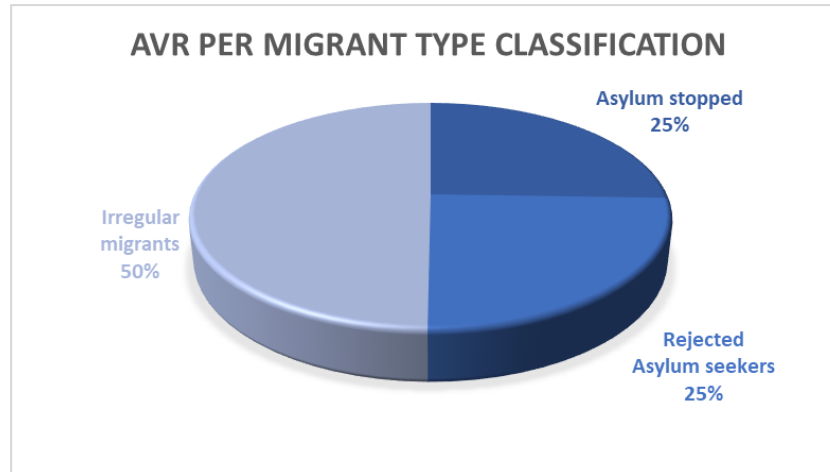
Voluntary Returns per Continent	January	February	March	April	May	June	July	August	September	October	November	December	2021
Africa	13	24	17	13	10	18	12	13	6	14	10	9	159
Asia	17	21	37	43	23	17	70	12	42	33	8	38	361
Europe	31	30	48	47	32	69	89	60	53	55	25	80	619
Americas	62	49	67	40	69	33	40	24	56	34	31	51	556
Grand Total	123	124	169	143	134	137	211	109	157	136	74	178	1695

Voluntary Returns per Province 2021

Voluntary Returns per Province	January	February	March	April	May	June	July	August	September	October	November	December	2021
Antwerpen	31	13	25	43	31	55	115	19	51	49	11	68	511
Brabant Wallon	0	3	5	2	4	1	4	0	2	1	0	2	24
Brussels City	62	49	68	55	55	52	55	40	52	46	34	58	626
Hainaut	12	9	11	3	16	6	9	9	10	12	3	7	107
Liège	5	2	23	5	13	8	9	6	15	6	7	4	103
Limburg	2	10	5	11	4	10	5	9	2	4	1	8	71
Luxembourg	2	13	3	0	0		2	7	4	3	0	7	41
Namur	1	3	6	7	3	2	0	5	8	5	0	3	43
Oost-Vlaanderen	4	12	12	11	2		5	11	1	6	13	9	86
Vlaams-Brabant	3	9	7	4	5	2	5	3	4	1	3	6	52
West-Vlaanderen	1	1	4	2	1	1	2	0	8	3	2	6	31
Grand Total	123	124	169	143	134	137	211	109	157	136	74	178	1695



Voluntary Returns per Migrant Type classification 2021



Voluntary Returns per Category	January	February	March	April	May	June	July	August	September	October	November	December	2021
Asylum stopped	24	46	53	53	50	29	25	21	42	34	10	36	423
Rejected Asylum seekers	33	45	38	22	38	37	35	39	45	23	19	48	422
Irregular migrants	66	33	78	68	46	71	151	49	70	79	45	94	850
Grand Total	123	124	169	143	134	137	211	109	157	136	74	178	1695

Voluntary Returns per Sex 2021

Female Other Male



Female Indeterminate Male

726 (43%) 0 (0%) 969 (57%)

Voluntary Returns per Family composition 2021

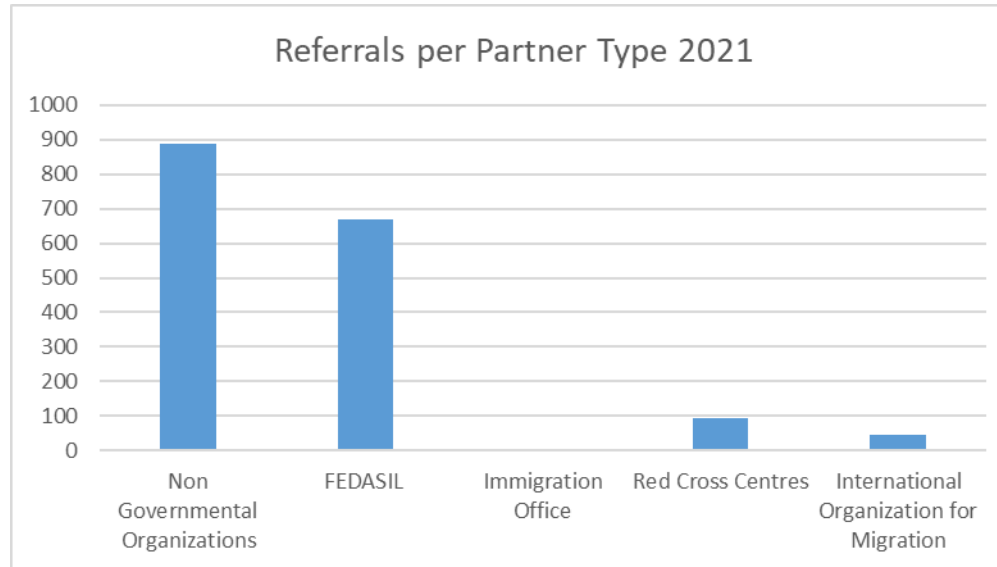
Single vs Families



876 single (52%) – 819 with family members (48%)



Voluntary Returns per Partner Type 2021



Referrals per type of Partner	January	February	March	April	May	June	July	August	September	October	November	December	2021
Non Governmental Organizations	72	42	76	66	67	59	148	49	78	82	43	106	888
FEDASIL	44	59	80	66	62	63	50	51	64	49	30	50	668
Immigration Office	0	0	0	0	0	0	0	0	0	0	0	0	0
Red Cross Centres	4	17	8	10	3	11	6	5	6	3	0	20	93
International Organization for Migration	3	6	5	1	2	4	7	4	9	2	1	2	46
Grand Total	123	124	169	143	134	137	211	109	157	136	74	178	1695



International Organization for Migration (IOM)
The UN Migration Agency

Voluntary Returns / Asylum Requests 2021

Month	Asylum Requests	Voluntary Returns
January	1377	123
February	1422	124
March	1818	169
April	1595	143
May	1634	134
June	1948	137
July	2392	211
August	2862	109
September	3326	157
October	2407	136
November	2451	74
December	2739	178
Grand Total	25971	1695



International Organization for Migration (IOM)
The UN Migration Agency

Reintegration support IOM – December 2021

Destination country AVRR – Reintegration IOM	Persons
MONGOLIA	26
BELARUS	12
MOLDOVA, REPUBLIC OF	9
EL SALVADOR	5
BOSNIA AND HERZEGOVINA	5
VENEZUELA, BOLIVARIAN REPUBLIC OF	4
COSTA RICA	4
IRAQ	3
COLOMBIA	3
GEORGIA	3
ALGERIA	2
SERBIA	2
ALBANIA	2
TURKEY	1
BRAZIL	1
IRAN, ISLAMIC REPUBLIC OF	1
MALI	1
TUNISIA	1
Grand Total	85

Assistance to Vulnerable Migrants	Persons
Persons with health-related needs	10
Mental health needs	1
Pregnant women	0
Families with children	8
Single parents	0
Elderly persons	2
Unaccompanied Migrant Children (UMC)	1
ex-UMC	1
Victims of Trafficking (VoT)	1
Grand total	24