



## ASSISTED VOLUNTARY RETURN FROM BELGIUM (REAB)

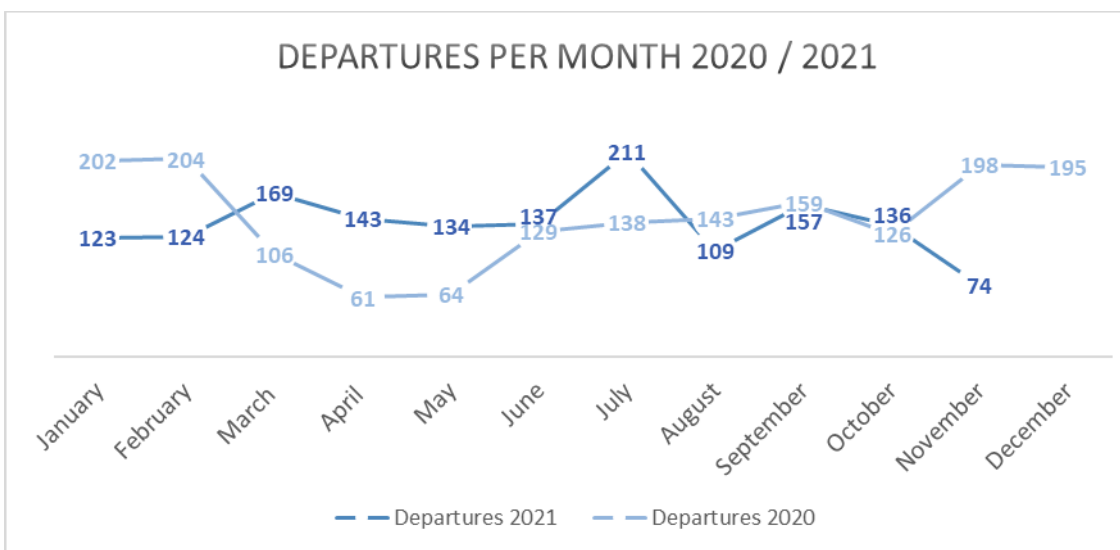
### MONTHLY QUANTITATIVE REPORT – NOVEMBER 2021

**74** IOM AVR from Belgium in November.  
**100%** by plane, **0%** by land

**50%** received a small cash reinstallation grant (EUR 250 adult/EUR 125 child) and **37** persons received transit assistance to reach final destination in November.

**1517** IOM AVR from Belgium in 2021 to **81** countries of origin

#### Number of AVR beneficiaries 2020/2021:<sup>1</sup>



Month	January	February	March	April	May	June	July	August	September	October	November	December	Grand total
Departures 2021	123	124	169	143	134	137	211	109	157	136	74	195	1517
Departures 2020	202	204	106	61	64	129	138	143	159	126	198	195	1725

<sup>1</sup> The AVR figures refer to the assisted voluntary returns organized via IOM. For a full overview of the voluntary return figures from Belgium, please consult the Fedasil website: <https://www.fedasil.be/en/statistics>



## Total Voluntary Returns – November:

Countries or areas/places of return	November		Total Departures 2021	Total Registrations 2021
	Departed	Registered		
AFGHANISTAN			11	16
ALBANIA	1	3	8	26
ALGERIA	5	6	12	38
ANGOLA			2	5
ARGENTINA			3	3
ARMENIA	2		16	16
AUSTRALIA			0	0
AUSTRIA			0	1
AZERBAIJAN			1	5
BANGLADESH			5	5
BARBADOS			0	0
BELARUS	3	6	36	55
BENIN			0	0
BHUTAN			0	0
BOLIVIA (THE PLURINATIONAL STATE OF)			0	0
BOSNIA AND HERZEGOVINA			0	7
BOTSWANA			0	0
BRAZIL	24	35	209	245
BULGARIA	4	5	22	27
BURKINA FASO			3	2
BURUNDI			2	6
CAMBODIA			0	0
CAMEROON	1		5	10
CANADA			0	0
CABO VERDE			0	0
CENTRAL AFRICAN REPUBLIC			0	0
CHAD			2	3
CHILE			0	0
CHINA	3	1	5	6
COLOMBIA	2	9	16	37
CONGO (Brazzaville)			1	2
CONGO, DEMOCRATIC REPUBLIC OF	1	8	16	34
COSTA RICA		4	1	5
CÔTE D'IVOIRE			2	3
CROATIA			0	0
CUBA			1	0
CURACAO			0	0
CYPRUS			0	0
CZECHIA		1	1	3
DJIBOUTI			2	2
DOMINICAN REPUBLIC			0	0
ECUADOR			5	6
EGYPT			3	5
EL SALVADOR	5	5	212	253
EQUATORIAL GUINEA			0	0
ERITREA			0	1
ESTONIA			0	0
ETHIOPIA			2	6
GABON			0	0
GAMBIA			0	2
GEORGIA	1	8	40	61



International Organization for Migration (IOM)  
The UN Migration Agency

Countries or areas/places of return	November		Total Departures 2021	Total Registrations 2021
	Departed	Registered		
GERMANY			0	2
GHANA	1	1	7	14
GREECE			4	11
GUATEMALA			9	14
GUINEA		3	10	24
GUINEA-BISSAU			0	0
GUYANA			0	0
HAITI			0	0
HONDURAS			1	0
CHINA, HONG KONG SAR			0	0
HUNGARY			2	5
INDIA	1		9	11
INDONESIA			0	0
IRAN (THE ISLAMIC REPUBLIC OF)		3	12	20
IRAQ		2	34	44
IRELAND			0	4
ISRAEL			0	0
ITALY		1	0	8
JAMAICA			0	0
JORDAN			5	15
KAZAKHSTAN			3	5
KENYA			0	0
KOREA, REPUBLIC OF			0	0
KUWAIT			0	0
KYRGYZSTAN			3	3
LAO PEOPLE'S DEMOCRATIC REPUBLIC			0	0
LATVIA			2	2
LEBANON			0	1
LIBERIA			0	0
LIBYAN ARAB JAMAHIRIYA			0	0
LITHUANIA			0	0
MADAGASCAR			0	0
MALAYSIA			0	1
MALI			1	2
MALTA			0	0
MAURITANIA			4	2
MAURITIUS			1	1
MEXICO			4	4
MOLDOVA, REPUBLIC OF		13	84	107
MONGOLIA		20	140	181
MONTENEGRO			2	4
MOROCCO	1	3	19	52
MOZAMBIQUE			0	0
MYANMAR			0	0
NEPAL		1	1	3
NETHERLANDS ANTILLES			0	0
NICARAGUA			6	4
NIGER	1	1	6	7
NIGERIA			1	9
NORTH MACEDONIA			12	20
NORWAY			0	0
PAKISTAN		1	7	9
PALESTINIAN TERRITORIES			0	0
PANAMA			0	0
PARAGUAY			0	0
PERU			6	8
PHILIPPINES	1	2	11	16



International Organization for Migration (IOM)

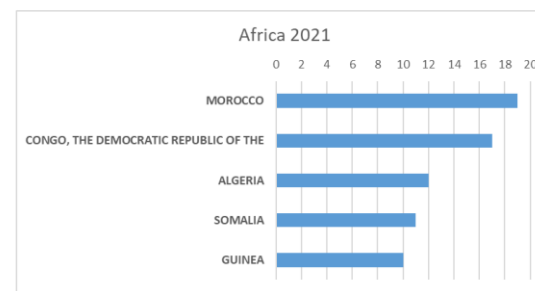
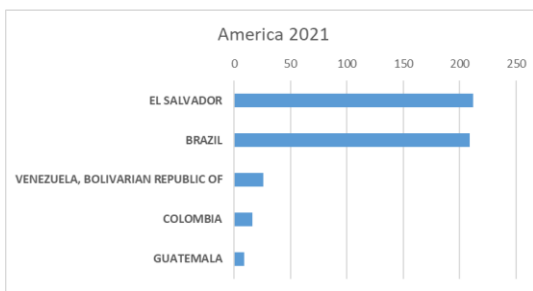
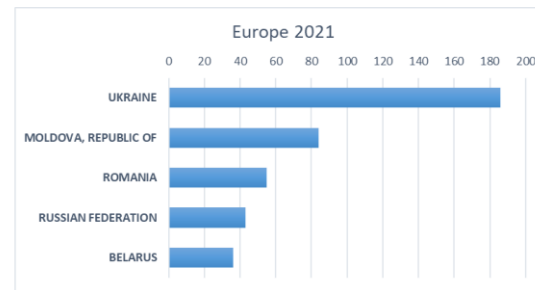
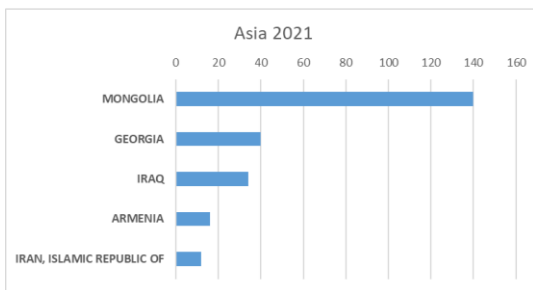
The UN Migration Agency

Countries or areas/places of return	November		Total Departures 2021	Total Registrations 2021
	Departed	Registered		
POLAND	1	1	2	3
PORTUGAL			0	1
ROMANIA	2	5	55	93
RUSSIAN FEDERATION	8	3	43	60
RWANDA			8	9
SAUDI ARABIA			0	0
SAO TOME AND PRINCIPE			0	0
SENEGAL		3	6	14
SERBIA		2	22	27
SIERRA LEONE			3	3
SLOVAKIA	6	6	30	66
SOMALIA			11	16
SOUTH AFRICA			0	0
SOUTH SUDAN			0	0
SPAIN			12	16
SRI LANKA			6	9
SUDAN		1	4	17
SURINAME			4	8
SYRIAN ARAB REPUBLIC			0	0
SWEDEN			0	0
TAIWAN PROVINCE OF THE PEOPLE'S REPUBLIC OF CHINA			0	0
TAJIKISTAN			0	0
TANZANIA, UNITED REPUBLIC OF			4	4
THAILAND			5	6
TOGO			4	7
TRINIDAD AND TOBAGO			0	0
TUNISIA		1	5	15
TURKEY			8	15
TUVALU			0	0
UGANDA			0	0
UKRAINE		15	186	267
UNITED ARABES EMIRATES			0	0
UNITED KINGDOM			0	0
UNITED STATES OF AMERICA			2	2
URUGUAY			0	1
UZBEKISTAN			0	0
VENEZUELA (BOLIVARIAN REPUBLIC OF)		3	26	43
VIET NAM			1	2
YEMEN			0	0
ZAMBIA			4	4
ZIMBABWE			0	0
KOSOVO UNSCR 1244			16	16
<b>Grand Total</b>	<b>74</b>	<b>182</b>	<b>1517</b>	<b>2233</b>



### Main destinations Voluntary Returns per Continent 2021:

Continent	Country	2021
Asia	MONGOLIA	140
	GEORGIA	40
	IRAQ	34
	ARMENIA	16
	IRAN, ISLAMIC REPUBLIC OF	12
Europe	UKRAINE	186
	MOLDOVA, REPUBLIC OF	84
	ROMANIA	55
	RUSSIAN FEDERATION	43
	BELARUS	36
Africa	MOROCCO	19
	CONGO, THE DEMOCRATIC REPUBLIC OF THE	17
	ALGERIA	12
	SOMALIA	11
	GUINEA	10
America	EL SALVADOR	212
	BRAZIL	209
	VENEZUELA, BOLIVARIAN REPUBLIC OF	26
	COLOMBIA	16
	GUATEMALA	9





International Organization for Migration (IOM)  
The UN Migration Agency

## Voluntary Returns per Region / Continent 2021

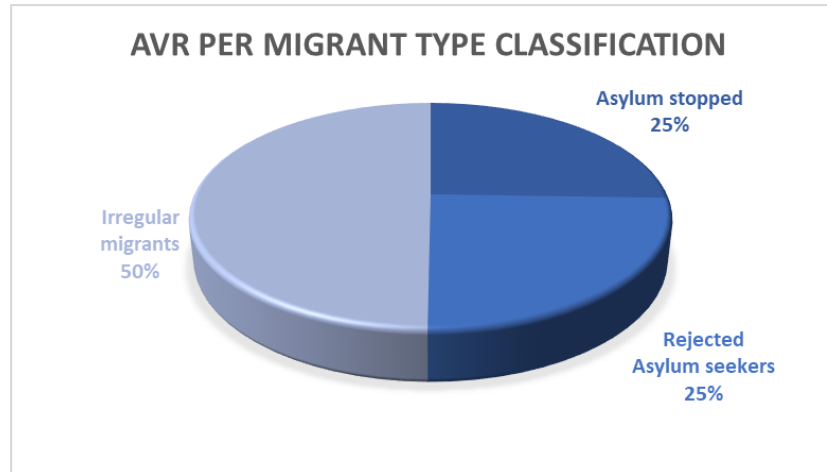
Voluntary Returns per Continent	January	February	March	April	May	June	July	August	September	October	November	2021
Africa	13	24	17	13	10	18	12	13	6	14	10	150
Asia	17	21	37	43	23	17	70	12	42	33	8	323
Europe	31	30	48	47	32	69	89	60	53	55	25	539
Americas	62	49	67	40	69	33	40	24	56	34	31	505
<b>Grand Total</b>	<b>123</b>	<b>124</b>	<b>169</b>	<b>143</b>	<b>134</b>	<b>137</b>	<b>211</b>	<b>109</b>	<b>157</b>	<b>136</b>	<b>74</b>	<b>1517</b>

## Voluntary Returns per Province 2021

Voluntary Returns per Province	January	February	March	April	May	June	July	August	September	October	November	2021
Antwerpen	31	13	25	43	31	55	115	19	51	49	11	443
Brabant Wallon	0	3	5	2	4	1	4	0	2	1	0	22
Brussels City	62	49	68	55	55	52	55	40	52	46	34	568
Hainaut	12	9	11	3	16	6	9	9	10	12	3	100
Liège	5	2	23	5	13	8	9	6	15	6	7	99
Limburg	2	10	5	11	4	10	5	9	2	4	1	63
Luxembourg	2	13	3	0	0		2	7	4	3	0	34
Namur	1	3	6	7	3	2	0	5	8	5	0	40
Oost-Vlaanderen	4	12	12	11	2		5	11	1	6	13	77
Vlaams-Brabant	3	9	7	4	5	2	5	3	4	1	3	46
West-Vlaanderen	1	1	4	2	1	1	2	0	8	3	2	25
<b>Grand Total</b>	<b>123</b>	<b>124</b>	<b>169</b>	<b>143</b>	<b>134</b>	<b>137</b>	<b>211</b>	<b>109</b>	<b>157</b>	<b>136</b>	<b>74</b>	<b>1517</b>



### Voluntary Returns per Migrant Type classification 2021



Voluntary Returns per Category	January	February	March	April	May	June	July	August	September	October	November	2021
Asylum stopped	24	46	53	53	50	29	25	21	42	34	10	387
Rejected Asylum seekers	33	45	38	22	38	37	35	39	45	23	19	374
Irregular migrants	66	33	78	68	46	71	151	49	70	79	45	756
Grand Total	123	124	169	143	134	137	211	109	157	136	74	1517

### Voluntary Returns per Sex 2021

Female Other Male



Female Indeterminate Male

653 (43%)    0 (0%)    864 (57%)

### Voluntary Returns per Family composition 2021

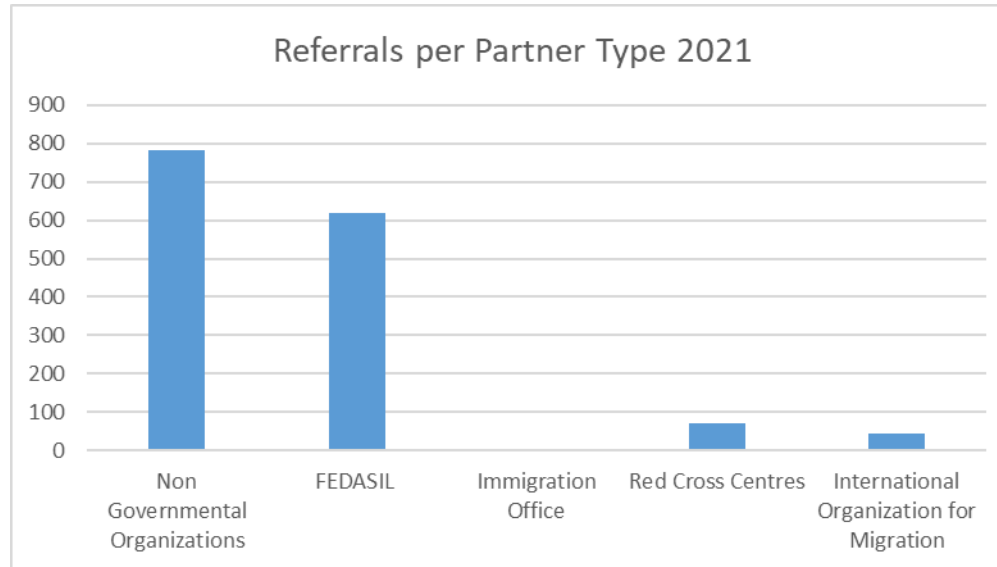
Single vs Families



790 single (52%) – 727 with family members (48%)



## Voluntary Returns per Partner Type 2021



Referrals per type of Partner	January	February	March	April	May	June	July	August	September	October	November	2021
Non Governmental Organizations	72	42	76	66	67	59	148	49	78	82	43	782
FEDASIL	44	59	80	66	62	63	50	51	64	49	30	618
Immigration Office	0	0	0	0	0	0	0	0	0	0	0	0
Red Cross Centres	4	17	8	10	3	11	6	5	6	3	0	73
International Organization for Migration	3	6	5	1	2	4	7	4	9	2	1	44
Grand Total	123	124	169	143	134	137	211	109	157	136	74	1517





International Organization for Migration (IOM)  
The UN Migration Agency

## Voluntary Returns / Asylum Requests 2021

Month	Asylum Requests	Voluntary Returns
January	1377	123
February	1422	124
March	1818	169
April	1595	143
May	1634	134
June	1948	137
July	2392	211
August	2862	109
September	3326	157
October	2407	136
November	2451	74
December		
<b>Grand Total</b>	<b>23232</b>	<b>1517</b>



International Organization for Migration (IOM)  
The UN Migration Agency

## Reintegration support IOM – November 2021

Destination country AVRR – Reintegration IOM	Persons
ALGERIA	5
EL SALVADOR	4
BELARUS	3
CHINA	3
ARMENIA	2
PHILIPPINES	1
GHANA	1
ALBANIA	1
GEORGIA	1
<b>Grand Total</b>	<b>21</b>

Assistance to Vulnerable Migrants	Persons
Persons with health-related needs	8
Mental health needs	0
Pregnant women	0
Families with children	1
Single parents	0
Elderly persons	2
Unaccompanied Migrant Children (UMC)	0
ex-UMC	1
Victims of Trafficking (VoT)	1
<b>Grand total</b>	<b>13</b>