



ASSISTED VOLUNTARY RETURN FROM BELGIUM (REAB)

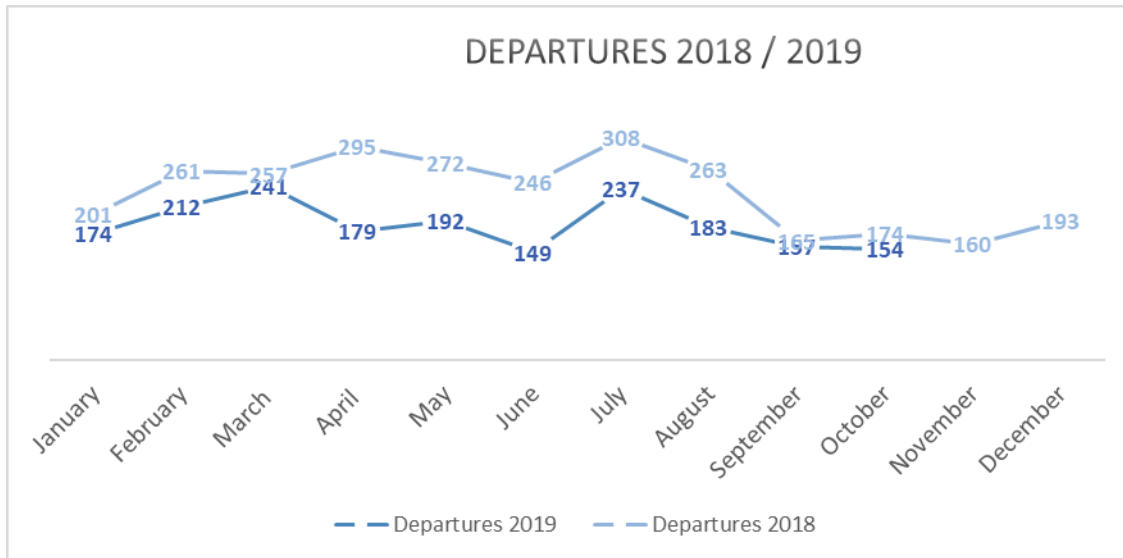
MONTHLY QUANTITATIVE REPORT – OCTOBER 2019

154 IOM AVRRs from Belgium in October.
86% by plane, **14%** by land

55 % received a small cash reinstallation grant (EUR 250 adult/EUR 125 child) and **41** persons received transit assistance to reach final destination in October

1878 IOM AVRRs from Belgium in 2019 to **88** countries of origin

Number of AVRR beneficiaries 2018/2019:





Total Voluntary Returns – October:

Countries or areas/places of return	October		Total Departures 2019	Total Registrations 2019
	Departed	Registered		
AFGHANISTAN	8	4	42	51
ALBANIA	7	6	47	90
ALGERIA	1	2	19	27
ANGOLA	1	2	3	9
ARGENTINA		1	1	2
ARMENIA	8	17	63	73
AUSTRALIA			1	1
AZERBAIJAN	1	4	4	8
BANGLADESH	1		4	8
BARBADOS			0	0
BELARUS	1	1	15	17
BENIN			1	3
BHUTAN			0	0
BOLIVIA (THE PLURINATIONAL STATE OF)			0	0
BOSNIA AND HERZEGOVINA			5	4
BOTSWANA			0	0
BRAZIL	29	36	388	490
BULGARIA			8	11
BURKINA FASO		1	5	8
BURUNDI			3	3
CAMBODIA			0	0
CAMEROON	3	1	4	4
CANADA			0	0
CABO VERDE			0	0
CENTRAL AFRICAN REPUBLIC			1	0
CHAD			0	2
CHILE	1		3	3
CHINA			3	3
COLOMBIA	3	3	24	29
CONGO (Brazzaville)			0	0
CONGO, DEMOCRATIC REPUBLIC OF	1	1	16	21
COSTA RICA			0	0
CÔTE D'IVOIRE			3	5
CROATIA	1		1	1
CUBA			0	0
CURACAO			0	0
CZECHIA	1	1	6	6
DJIBOUTI	1		3	3
DOMINICAN REPUBLIC			2	2
ECUADOR			6	6
EGYPT			10	9
EL SALVADOR	2		6	7
EQUATORIAL GUINEA			0	0
ERITREA			0	0
ESTONIA			0	0
ETHIOPIA		2	9	14
GABON			2	2
GAMBIA			0	2
GEORGIA	7	19	76	116



International Organization for Migration (IOM)
The UN Migration Agency

Countries or areas/places of return	October		Total Departures 2019	Total Registrations 2019
	Departed	Registered		
GHANA		1	7	9
GREECE			0	1
GUATEMALA			4	4
GUINEA			2	6
GUINEA-BISSAU			0	0
GUYANA			0	0
HAITI			0	0
HONDURAS			0	0
CHINA, HONG KONG SAR			0	0
HUNGARY			1	1
INDIA	2		11	11
INDONESIA			1	1
IRAN (THE ISLAMIC REPUBLIC OF)	1		13	21
IRAQ	5	1	88	82
IRELAND			0	0
ISRAEL			0	0
ITALY	1	1	1	1
JAMAICA			0	0
JORDAN			3	6
KAZAKHSTAN			2	2
KENYA			2	2
KOREA, REPUBLIC OF			0	0
KUWAIT			0	0
KYRGYZSTAN			3	3
LAO PEOPLE'S DEMOCRATIC REPUBLIC			0	0
LATVIA			2	2
LEBANON		1	26	32
LIBERIA			0	0
LIBYAN ARAB JAMAHIRIYA			0	0
LITHUANIA			2	1
MADAGASCAR			0	0
MALAYSIA			0	0
MALI			0	0
MAURITANIA			0	0
MAURITIUS			2	2
MEXICO			2	6
MOLDOVA, REPUBLIC OF			2	2
MONGOLIA	3	5	63	50
MONTENEGRO			0	0
MOROCCO	2	3	14	25
MOZAMBIQUE			0	0
MYANMAR			0	0
NEPAL			6	5
NETHERLANDS ANTILLES			0	0
NICARAGUA			1	0
NIGER		3	3	7
NIGERIA			4	7
NORTH MACEDONIA		1	27	29
NORWAY			0	0
PAKISTAN	2	1	9	11
PALESTINIAN TERRITORIES		2	5	10
PANAMA			1	1
PARAGUAY		1	0	2
PERU	2	1	17	18
PHILIPPINES			9	3



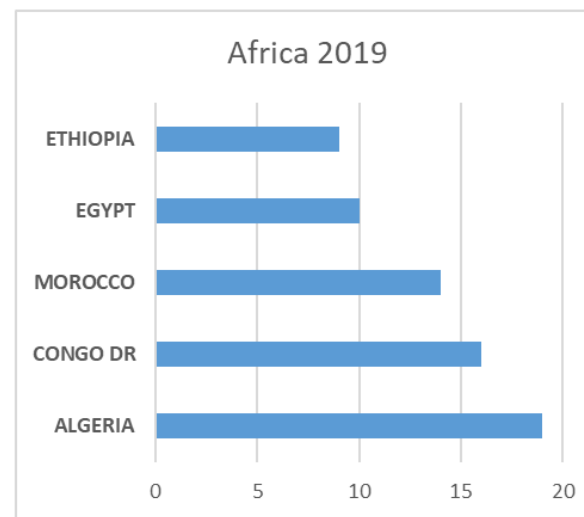
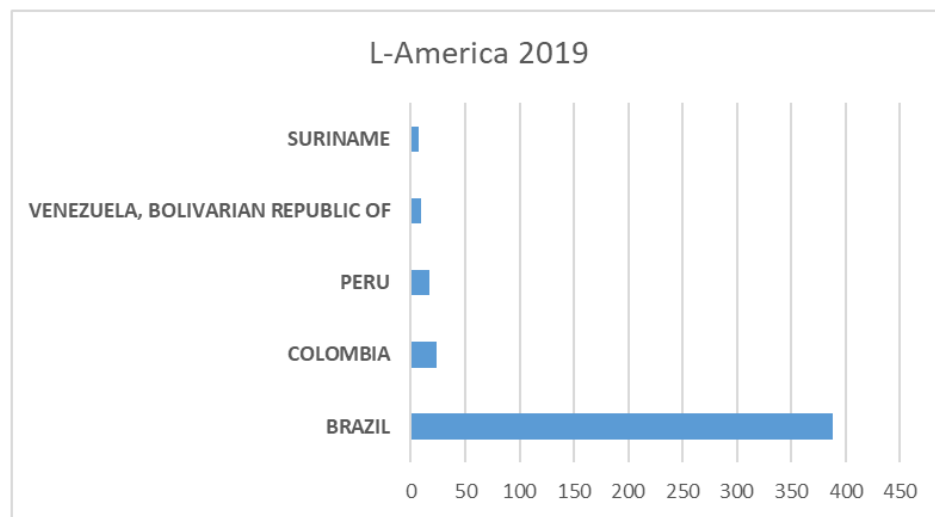
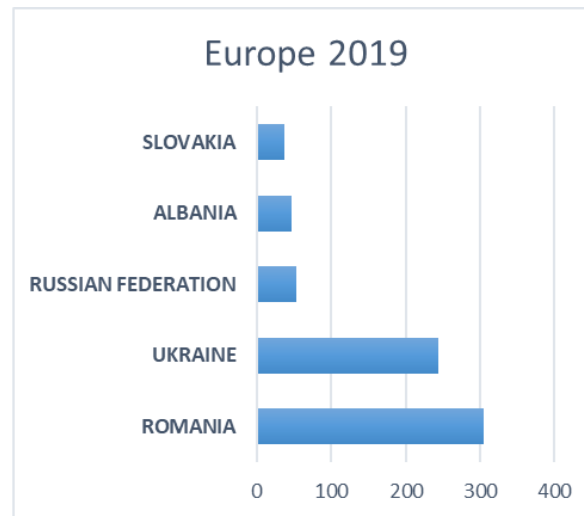
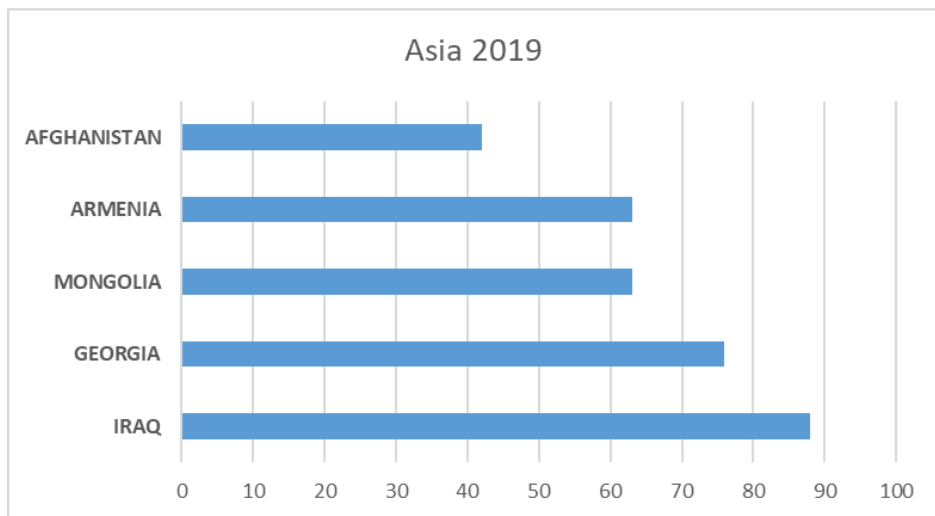
International Organization for Migration (IOM)

The UN Migration Agency

Countries or areas/places of return	October		Total Departures 2019	Total Registrations 2019
	Departed	Registered		
POLAND			0	1
PORTUGAL			0	0
ROMANIA	17	28	304	542
RUSSIAN FEDERATION	9	10	53	55
RWANDA		5	8	14
SAUDI ARABIA			0	0
SAO TOME AND PRINCIPE			0	0
SENEGAL	2		6	6
SERBIA		1	31	37
SIERRA LEONE			0	1
SLOVAKIA	2	7	37	66
SOMALIA			4	4
SOUTH AFRICA			0	0
REPUBLIC OF KOREA			0	0
SPAIN			0	0
SRI LANKA			2	2
SUDAN	2	2	7	13
SURINAME		3	7	9
SYRIAN ARAB REPUBLIC			0	0
SWEDEN			0	0
TAIWAN PROVINCE OF THE PEOPLE'S REPUBLIC OF CHINA			0	0
TAJKISTAN			1	1
TANZANIA, UNITED REPUBLIC OF			1	1
THAILAND			1	0
TOGO	3	2	5	5
TRINIDAD AND TOBAGO	1		1	1
TUNISIA		1	4	11
TURKEY		1	14	17
TUVALU			0	0
UGANDA			0	0
UKRAINE	21	22	243	276
UNITED ARABES EMIRATES			0	0
UNITED KINGDOM			0	0
UNITED STATES OF AMERICA			2	6
URUGUAY			1	1
UZBEKISTAN			2	2
VENEZUELA (BOLIVARIAN REPUBLIC OF)		5	9	21
VIET NAM	1		1	2
YEMEN			0	0
ZAMBIA			0	0
ZIMBABWE			0	0
KOSOVO UNSCR 1244	1		17	21
Grand Total	154	209	1878	2518



Main destinations Voluntary Returns per Continent 2019:





International Organization for Migration (IOM)
The UN Migration Agency

Voluntary Returns per Region / Continent 2019

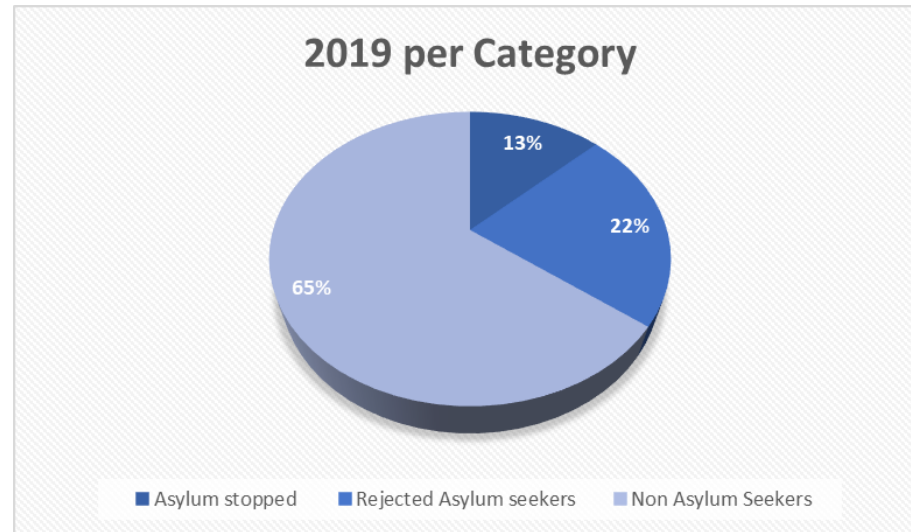
Voluntary Returns per Continent	January	February	March	April	May	June	July	August	September	October	2019
Africa	17	17	14	14	12	10	14	17	17	16	148
Asia	42	35	62	40	50	42	50	51	41	39	452
Europe	74	96	121	72	56	61	132	74	55	61	802
Latin America and the Caribbean	41	64	44	53	73	36	41	40	43	38	473
Northern America	0	0	0	0	0	0	0	1	1	0	2
Oceania	0	0	0	0	1	0	0	0	0	0	1
Grand Total	174	212	241	179	192	149	237	183	157	154	1878

Voluntary Returns per Province 2019

Voluntary Returns per Province	January	February	March	April	May	June	July	August	September	October	2019
Antwerpen	23	19	35	23	48	31	54	47	33	28	341
Brabant Wallon	5	0	8	0	2	2	3	2	0	3	25
Brussels City	103	162	160	110	111	89	129	92	99	92	1147
Hainaut	10	4	5	3		9	1	9	3	11	55
Liège	5	5	10	9	4	0	17	10	3	1	64
Limburg	4	2	7	2	5	8	11	1	2	6	48
Luxembourg	1	3	1	5	3	0	6	4	1	3	27
Namur	1	0	2	15	8	1	2	4	5	1	39
Oost-Vlaanderen	13	9	6	5	9	6	9	4	7	2	70
Vlaams-Brabant	4	4	2	4	2	3	2	6	0	1	28
West-Vlaanderen	5	4	5	3		0	3	4	4	6	34
Grand Total	174	212	241	179	192	149	237	183	157	154	1878

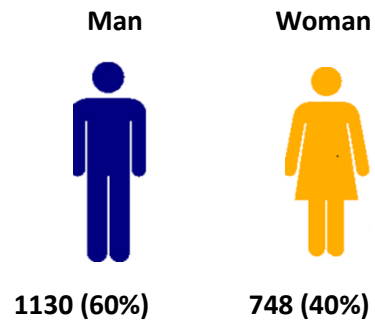


Voluntary Returns per Category 2019



Voluntary Returns per Category	January	February	March	April	May	June	July	August	September	October	2019
Asylum stopped	26	8	23	23	22	19	42	27	30	23	243
Rejected Asylum seekers	40	39	57	46	31	39	49	37	34	48	420
Non Asylum Seekers	108	165	161	110	139	91	146	119	93	83	1215
Grand Total	174	212	241	179	192	149	237	183	157	154	1878

Voluntary Returns per Sex 2019

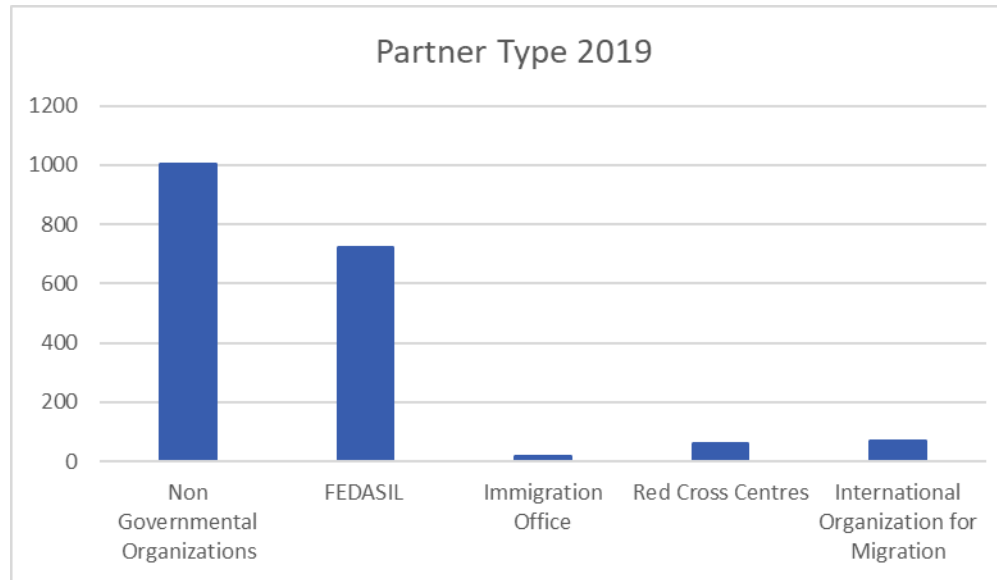


Voluntary Returns per Family composition 2019





Voluntary Returns per Partner Type 2019



Referrals per type of Partner	January	February	March	April	May	June	July	August	September	October	2019
Non Governmental Organizations	57	85	148	96	118	73	164	98	82	82	1003
FEDASIL	102	115	73	65	62	64	65	65	61	51	723
Immigration Office	3	5	1	5	2	1	1	2	0	0	20
Red Cross Centres	5	5	9	8	4	1	4	10	8	9	63
International Organization for Migration	7	2	10	5	6	10	3	8	6	12	69
Grand Total	174	212	241	179	192	149	237	183	157	154	1878



International Organization for Migration (IOM)
The UN Migration Agency

Voluntary Returns / Asylum Requests 2019:

Month	Asylum Requests	Voluntary Returns
January	2765	174
February	2063	212
March	2118	241
April	2247	179
May	1813	192
June	2058	149
July	2262	237
August	2185	183
September	2607	157
October	2929	154
November		
December		
Grand Total	23047	1878



Reintegration support IOM – October 2019

Destination country AVRR – Reintegration IOM	Persons
AFGHANISTAN	7
ALBANIA	4
ANGOLA	1
ARMENIA	3
BELARUS	1
BRAZIL	1
CAMEROON	2
COLOMBIA	2
CONGO, THE DEMOCRATIC REPUBLIC OF THE	1
DJIBOUTI	1
EL SALVADOR	2
GEORGIA	2
INDIA	1
IRAN, ISLAMIC REPUBLIC OF	1
IRAQ	4
KOSOVO	1
MONGOLIA	3
PAKISTAN	1
RUSSIAN FEDERATION	1
SUDAN	2
TOGO	3
TRINIDAD AND TOBAGO	1
UKRAINE	1
VIET NAM	1
Grand Total	47

Type of Vulnerability	Persons
Persons with medical needs	8
Persons with medical needs + escort	4
Pregnant women	0
Families with children	8
Single parents	1
Elderly persons	3
UMC	1
ex-UMC	1
VoT	0
UAM-VoT	0
Grand total	26

(2 Families)