



## ASSISTED VOLUNTARY RETURN FROM BELGIUM (REAB)

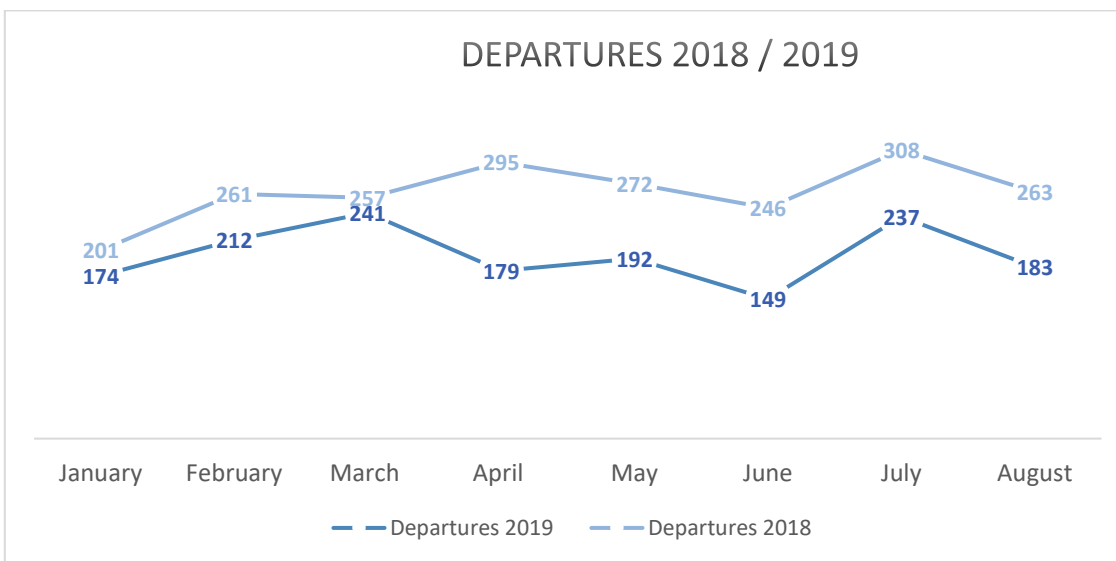
### MONTHLY QUANTITATIVE REPORT – AUGUST 2019

**183** IOM AVRRs from Belgium in August. **91%** by plane, **9%** by land

**58** % received a small cash reinstallation grant (EUR 250 adult/EUR 125 child) and **40** persons received transit assistance to reach final destination in August

**1567** IOM AVRRs from Belgium in 2019 to **79** countries of origin

#### Number of AVRR beneficiaries 2018/2019:





**Total Voluntary Returns – August:**

Countries or areas/places of return	August		Total Departures 2019	Total Registrations 2019
	Departed	Registered		
AFGHANISTAN	1	2	33	46
ALBANIA	3	3	38	75
ALGERIA	3	3	17	25
ANGOLA			2	6
ARGENTINA			1	1
ARMENIA	2	1	50	56
AUSTRALIA			1	1
AZERBAIJAN	2	2	3	3
BANGLADESH			3	5
BARBADOS			0	0
BELARUS	2	4	9	13
BENIN		2	0	3
BHUTAN			0	0
BOLIVIA (THE PLURINATIONAL STATE OF)			0	0
BOSNIA AND HERZEGOVINA	1	1	5	4
BOTSWANA			0	0
BRAZIL	29	44	324	413
BULGARIA		3	5	10
BURKINA FASO			5	6
BURUNDI			3	3
CAMBODIA			0	0
CAMEROON			1	3
CANADA			0	0
CABO VERDE			0	0
CENTRAL AFRICAN REPUBLIC			0	0
CHAD		1	0	2
CHILE	1	1	2	2
CHINA	1	1	3	3
COLOMBIA	1	2	19	25
CONGO (Brazzaville)			0	0
CONGO, DEMOCRATIC REPUBLIC OF	2	1	13	19
COSTA RICA			0	0
CÔTE D'IVOIRE	1		3	5
CROATIA			0	1
CUBA			0	0
CURACAO			0	0
CZECHIA			1	1
DJIBOUTI			2	2
DOMINICAN REPUBLIC	1		2	2
ECUADOR			6	6
EGYPT	2	2	8	8
EL SALVADOR		1	3	5
EQUATORIAL GUINEA			0	0
ERITREA			0	0
ESTONIA			0	0
ETHIOPIA			6	11
GABON			0	0
GAMBIA		1	0	2
GEORGIA	10	11	61	93



International Organization for Migration (IOM)  
The UN Migration Agency

Countries or areas/places of return	August		Total Departures 2019	Total Registrations 2019
	Departed	Registered		
GHANA			7	8
GREECE			0	1
GUATEMALA			4	4
GUINEA	1	1	2	6
GUINEA-BISSAU			0	0
GUYANA			0	0
HAITI			0	0
HONDURAS			0	0
CHINA, HONG KONG SAR			0	0
HUNGARY			1	1
INDIA			8	9
INDONESIA			1	1
IRAN (THE ISLAMIC REPUBLIC OF)	2	1	12	16
IRAQ	10	8	75	75
IRELAND			0	0
ISRAEL			0	0
ITALY			0	0
JAMAICA			0	0
JORDAN			3	6
KAZAKHSTAN			2	2
KENYA			2	2
KOREA, REPUBLIC OF			0	0
KUWAIT			0	0
KYRGYZSTAN			0	0
LAO PEOPLE'S DEMOCRATIC REPUBLIC			0	0
LATVIA			2	2
LEBANON	6	1	23	30
LIBERIA			0	0
LIBYAN ARAB JAMAHIRIYA			0	0
LITHUANIA			2	1
MADAGASCAR			0	0
MALAYSIA			0	0
MALI			0	0
MAURITANIA			0	0
MAURITIUS			2	2
MEXICO			2	2
MOLDOVA, REPUBLIC OF	1		2	2
MONGOLIA	5	4	51	42
MONTENEGRO			0	0
MOROCCO	1	2	10	16
MOZAMBIQUE			0	0
MYANMAR			0	0
NEPAL	2	1	5	5
NETHERLANDS ANTILLES			0	0
NICARAGUA			1	0
NIGER	1	2	2	4
NIGERIA			4	5
NORTH MACEDONIA	1		21	20
NORWAY			0	0
PAKISTAN		2	6	9
PALESTINIAN TERRITORIES			5	8
PANAMA	1	1	1	1
PARAGUAY		1	0	1
PERU	3		14	15
PHILIPPINES	2	1	9	3

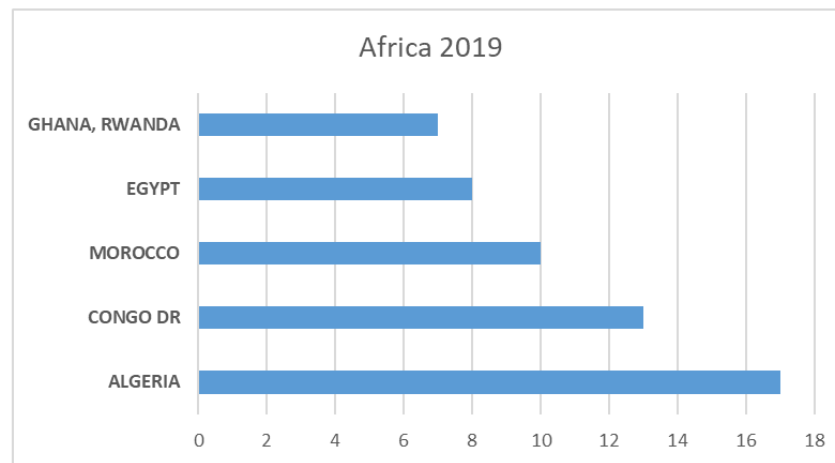
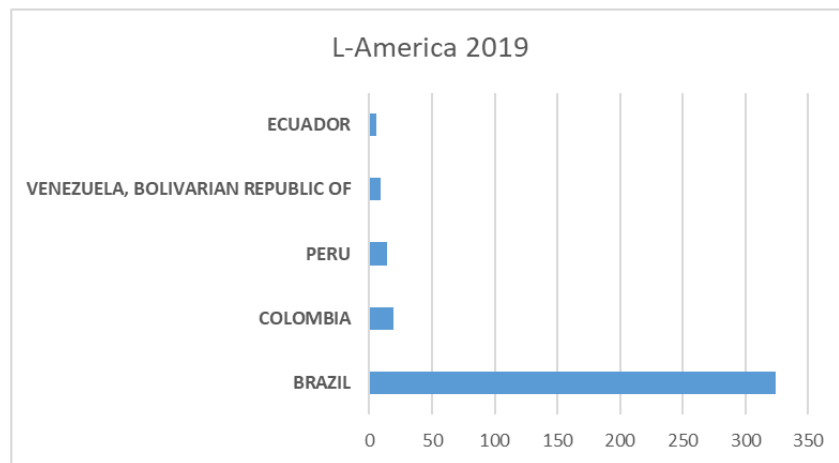
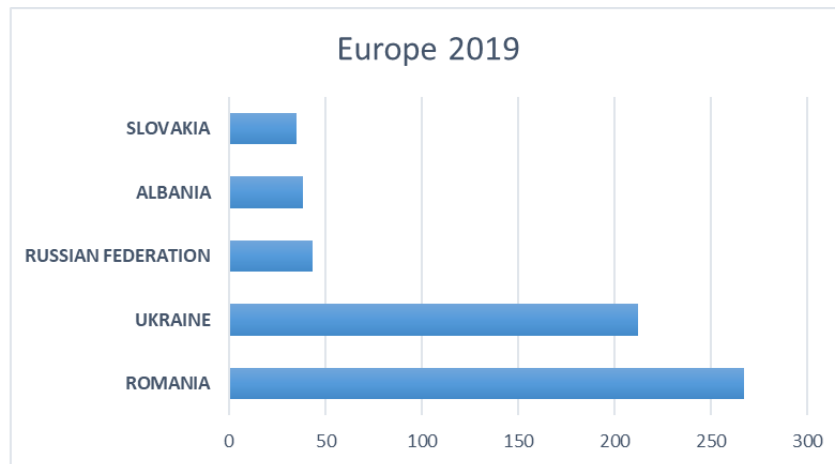
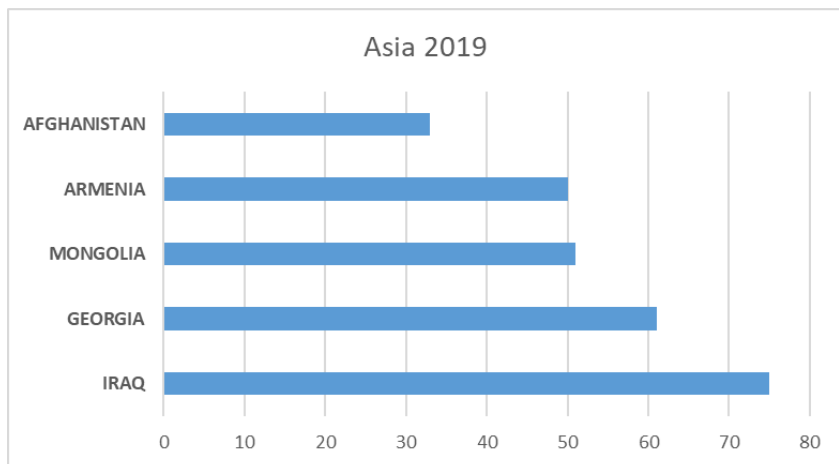


International Organization for Migration (IOM)  
The UN Migration Agency

Countries or areas/places of return	August		Total Departures 2019	Total Registrations 2019
	Departed	Registered		
POLAND		1	0	1
PORTUGAL			0	0
ROMANIA	18	23	267	454
RUSSIAN FEDERATION	5	5	43	44
RWANDA	1	1	7	9
SAUDI ARABIA			0	0
SAO TOME AND PRINCIPE			0	0
SENEGAL			4	4
SERBIA			28	28
SIERRA LEONE		1	0	1
SLOVAKIA	1	4	35	57
SOMALIA			4	3
SOUTH AFRICA			0	0
REPUBLIC OF KOREA			0	0
SPAIN			0	0
SRI LANKA	1		2	2
SUDAN	1	1	5	10
SURINAME		4	3	6
SYRIAN ARAB REPUBLIC			0	0
SWEDEN			0	0
TAIWAN PROVINCE OF THE PEOPLE'S REPUBLIC OF CHINA			0	0
TAJIKISTAN	1		1	1
TANZANIA, UNITED REPUBLIC OF	1	1	1	1
THAILAND			0	0
TOGO	1		1	2
TUNISIA	2	4	4	10
TURKEY	6	4	14	15
TUVALU			0	0
UGANDA			0	0
UKRAINE	40	23	212	241
UNITED ARABES EMIRATES			0	0
UNITED KINGDOM			0	0
UNITED STATES OF AMERICA	1	1	1	6
URUGUAY	1		1	1
UZBEKISTAN			2	2
VENEZUELA (BOLIVARIAN REPUBLIC OF)	3		9	16
VIET NAM		1	0	1
YEMEN			0	0
ZAMBIA			0	0
ZIMBABWE			0	0
KOSOVO UNSCR 1244	2	4	15	18
<b>Grand Total</b>	<b>183</b>	<b>189</b>	<b>1567</b>	<b>2092</b>



### Main destinations Voluntary Returns per Continent 2019:





International Organization for Migration (IOM)  
The UN Migration Agency

### Voluntary Returns per Region / Continent 2019

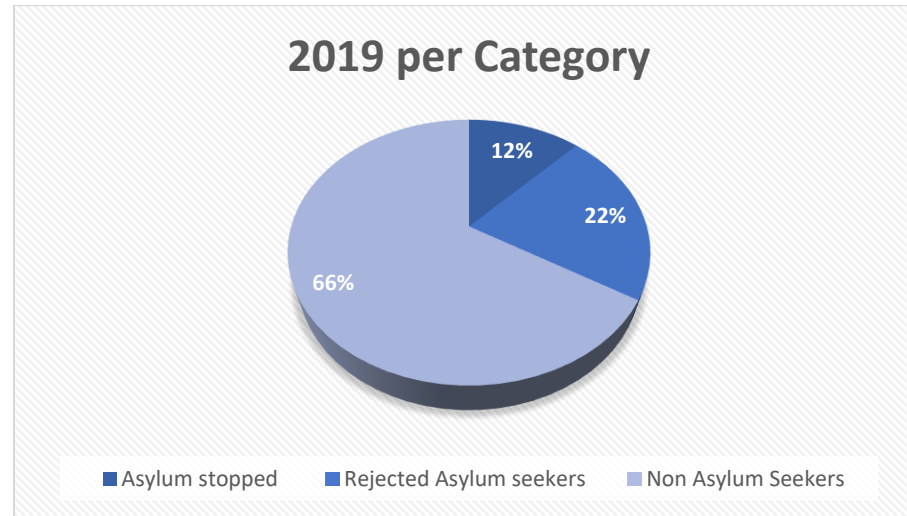
Voluntary Returns per Continent	January	February	March	April	May	June	July	August	2019
Africa	17	17	14	14	12	10	14	17	115
Asia	42	35	62	40	50	42	50	51	372
Europe	74	96	121	72	56	61	132	74	686
Latin America and the Caribbean	41	64	44	53	73	36	41	40	392
Northern America	0	0	0	0	0	0	0	1	1
Oceania	0	0	0	0	1	0	0	0	1
<b>Grand Total</b>	<b>174</b>	<b>212</b>	<b>241</b>	<b>179</b>	<b>192</b>	<b>149</b>	<b>237</b>	<b>183</b>	<b>1567</b>

### Voluntary Returns per Province 2019

Voluntary Returns per Province	January	February	March	April	May	June	July	August	2019
Antwerpen	23	19	35	23	48	31	54	47	280
Brabant Wallon	5	0	8	0	2	2	3	2	22
Brussels City	103	162	160	110	111	89	129	92	956
Hainaut	10	4	5	3		9	1	9	41
Liège	5	5	10	9	4	0	17	10	60
Limburg	4	2	7	2	5	8	11	1	40
Luxembourg	1	3	1	5	3	0	6	4	23
Namur	1	0	2	15	8	1	2	4	33
Oost-Vlaanderen	13	9	6	5	9	6	9	4	61
Vlaams-Brabant	4	4	2	4	2	3	2	6	27
West-Vlaanderen	5	4	5	3		0	3	4	24
<b>Grand Total</b>	<b>174</b>	<b>212</b>	<b>241</b>	<b>179</b>	<b>192</b>	<b>149</b>	<b>237</b>	<b>183</b>	<b>1567</b>

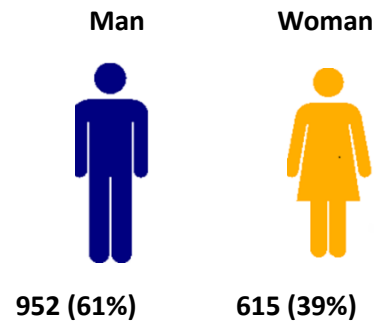


### Voluntary Returns per Category 2019

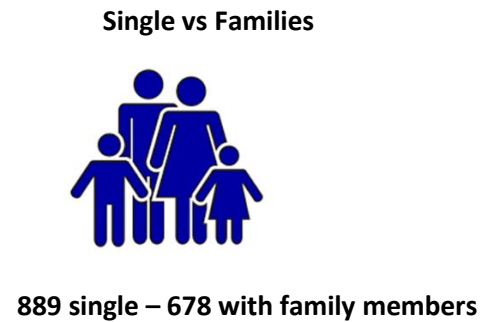


Voluntary Returns per Category	January	February	March	April	May	June	July	August	2019
Asylum stopped	26	8	23	23	22	19	42	27	190
Rejected Asylum seekers	40	39	57	46	31	39	49	37	338
Non Asylum Seekers	108	165	161	110	139	91	146	119	1039
Grand Total	174	212	241	179	192	149	237	183	1567

### Voluntary Returns per Sex 2019

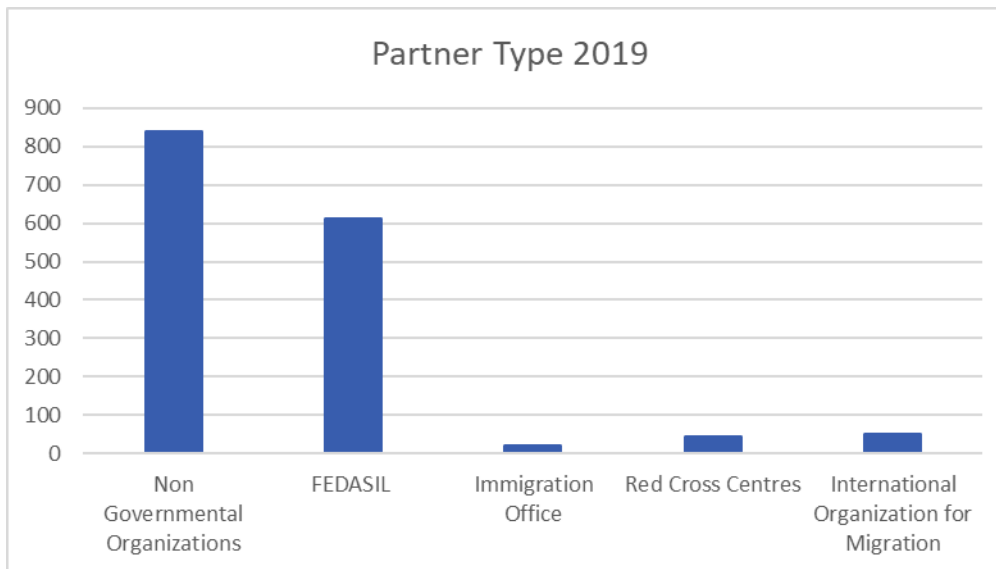


### Voluntary Returns per Family composition 2019





### Voluntary Returns per Partner Type 2019



Referrals per type of Partner	January	February	March	April	May	June	July	August	2019
Non Governmental Organizations	57	85	148	96	118	73	164	98	839
FEDASIL	102	115	73	65	62	64	65	65	611
Immigration Office	3	5	1	5	2	1	1	2	20
Red Cross Centres	5	5	9	8	4	1	4	10	46
International Organization for Migration	7	2	10	5	6	10	3	8	51
Grand Total	174	212	241	179	192	149	237	183	1567





International Organization for Migration (IOM)  
The UN Migration Agency

**Voluntary Returns / Asylum Requests 2019:**

<b>Month</b>	<b>Asylum Requests</b>	<b>Voluntary Returns</b>
<b>January</b>	2765	174
<b>February</b>	2063	212
<b>March</b>	2118	241
<b>April</b>	2247	179
<b>May</b>	1813	192
<b>June</b>	2058	149
<b>July</b>	2262	237
<b>August</b>		183
<b>September</b>		
<b>October</b>		
<b>November</b>		
<b>December</b>		
<b>Grand Total</b>	<b>15326</b>	<b>1567</b>



## Reintegration support IOM – August 2019

Destination country AVRR – Reintegration IOM	Persons
AFGHANISTAN	1
ALGERIA	2
ARMENIA	1
AZERBAIJAN	2
BELARUS	2
BRAZIL	2
CONGO, THE DEMOCRATIC REPUBLIC OF THE	2
CÔTE D'IVOIRE	1
DOMINICAN REPUBLIC	1
EGYPT	2
GUINEA	1
IRAN, ISLAMIC REPUBLIC OF	2
IRAQ	8
LEBANON	6
MOROCCO	1
PHILIPPINES	2
RUSSIAN FEDERATION	1
SRI LANKA	1
SUDAN	1
TUNISIA	1
TURKEY	6
VENEZUELA, BOLIVARIAN REPUBLIC OF	3
<b>Grand Total</b>	<b>49</b>

Type of Vulnerability	Persons
Persons with medical needs	11
Persons with medical needs + escort	0
Pregnant women	0
Families with children	7
Single parents	0
Elderly persons	0
UAM	0
ex-UAM	0
VoT	1
UAM-VoT	0
<b>Grand total</b>	<b>19</b>

(2 Families)