



ASSISTED VOLUNTARY RETURN FROM BELGIUM (REAB)

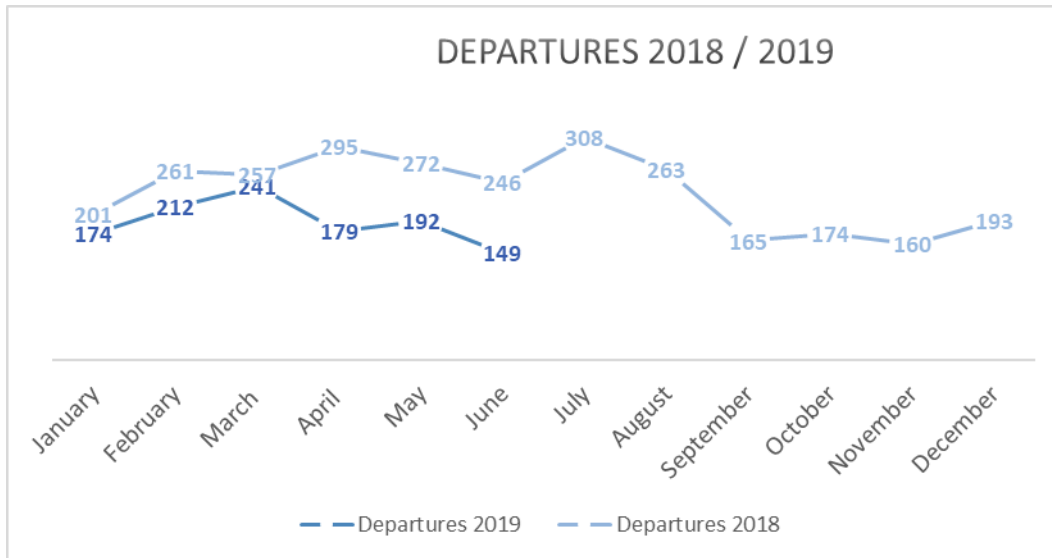
MONTHLY QUANTITATIVE REPORT – JUNE 2019

149 IOM AVRRs from Belgium in June. **87%** by plane, **13%** by land

66 % received a small cash reinstallation grant (EUR 250 adult/EUR 125 child) and **36** persons received transit assistance to reach final destination in June

1147 IOM AVRRs from Belgium in 2019 to **71** countries of origin

Number of AVRR beneficiaries 2018/2019:





Total Voluntary Returns – June:

Countries or areas/places of return	June		Total Departures 2019	Total Registrations 2019
	Departed	Registered		
AFGHANISTAN	3	4	28	41
ALBANIA	7	12	30	58
ALGERIA		5	11	21
ANGOLA		1	1	6
ARGENTINA			1	1
ARMENIA	3	9	36	51
AUSTRALIA			1	1
AZERBAIJAN		1	0	1
BANGLADESH		2	2	5
BARBADOS			0	0
BELARUS	4	4	7	9
BENIN			0	1
BHUTAN			0	0
BOLIVIA (THE PLURINATIONAL STATE OF)			0	0
BOSNIA AND HERZEGOVINA	1		2	1
BOTSWANA			0	0
BRAZIL	29	43	263	329
BULGARIA			3	5
BURKINA FASO	1		4	5
BURUNDI			3	3
CAMBODIA			0	0
CAMEROON			1	2
CANADA			0	0
CABO VERDE			0	0
CENTRAL AFRICAN REPUBLIC			0	0
CHAD			0	0
CHILE			1	1
CHINA			2	2
COLOMBIA	1		18	20
CONGO (Brazzaville)			0	0
CONGO, DEMOCRATIC REPUBLIC OF	1	1	9	16
COSTA RICA			0	0
CÔTE D'IVOIRE		1	2	5
CROATIA			0	0
CUBA			0	0
CURACAO			0	0
CZECHIA	1	1	1	1
DJIBOUTI			2	1
DOMINICAN REPUBLIC			1	1
ECUADOR			5	6
EGYPT		1	5	6
EL SALVADOR	2	1	3	4
EQUATORIAL GUINEA			0	0
ERITREA			0	0
ESTONIA			0	0
ETHIOPIA	1	1	6	8
GABON			0	0
GAMBIA			0	1
GEORGIA	4	7	45	71



International Organization for Migration (IOM)
The UN Migration Agency

Countries or areas/places of return	June		Total Departures 2019	Total Registrations 2019
	Departed	Registered		
GHANA	2		6	8
GREECE			0	1
GUATEMALA		3	1	4
GUINEA		1	1	5
GUINEA-BISSAU			0	0
GUYANA			0	0
HAITI			0	0
HONDURAS			0	0
CHINA, HONG KONG SAR			0	0
HUNGARY			1	1
INDIA	1		8	9
INDONESIA			1	1
IRAN (THE ISLAMIC REPUBLIC OF)	2		9	13
IRAQ	7	10	57	58
IRELAND			0	0
ISRAEL			0	0
ITALY			0	0
JAMAICA			0	0
JORDAN	1	2	3	6
KAZAKHSTAN			2	2
KENYA			1	1
KOREA, REPUBLIC OF			0	0
KUWAIT			0	0
KYRGYZSTAN			0	0
LAO PEOPLE'S DEMOCRATIC REPUBLIC			0	0
LATVIA			1	1
LEBANON	7	5	15	27
LIBERIA			0	0
LIBYAN ARAB JAMAHIRIYA			0	0
LITHUANIA		1	1	1
MADAGASCAR			0	0
MALAYSIA			0	0
MALI			0	0
MAURITANIA			0	0
MAURITIUS	1	1	2	2
MEXICO			2	2
MOLDOVA, REPUBLIC OF	1	1	1	1
MONGOLIA	13	10	39	32
MONTENEGRO			0	0
MOROCCO	1		9	11
MOZAMBIQUE			0	0
MYANMAR			0	0
NEPAL			3	2
NETHERLANDS ANTILLES			0	0
NICARAGUA			1	0
NIGER			1	2
NIGERIA	2		3	4
NORTH MACEDONIA	1	5	13	16
NORWAY			0	0
PAKISTAN			6	6
PALESTINIAN TERRITORIES		4	0	7
PANAMA			0	0
PARAGUAY			0	0
PERU		5	6	12
PHILIPPINES		1	5	2



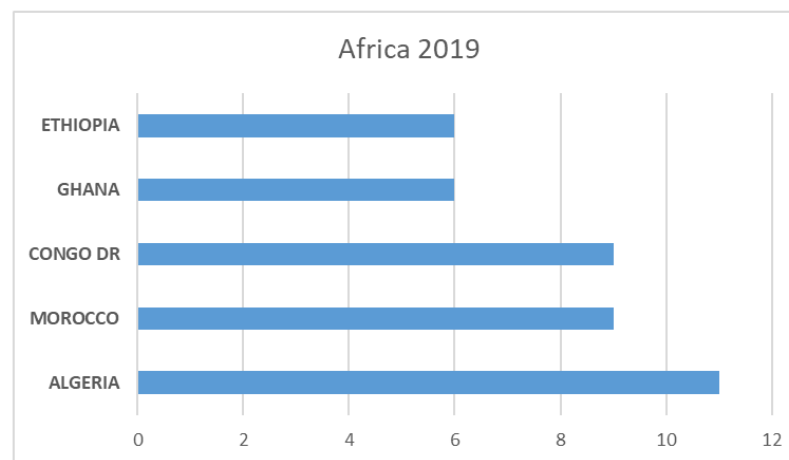
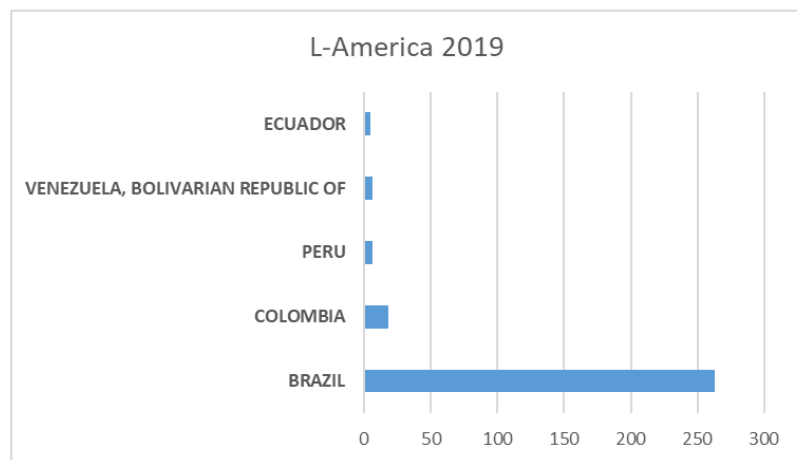
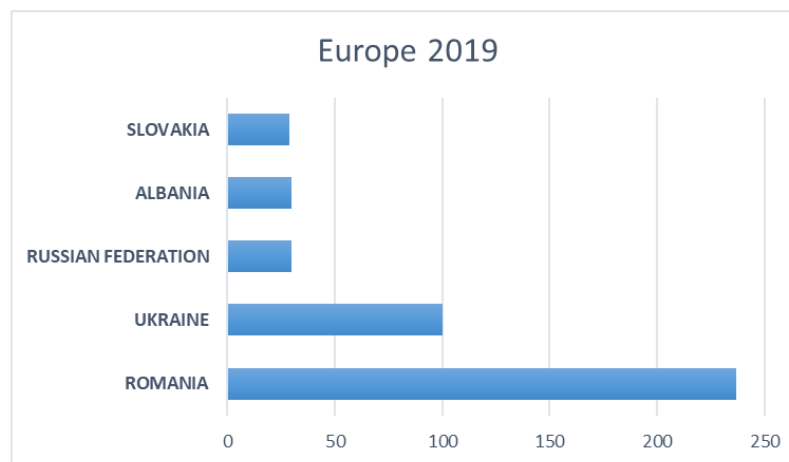
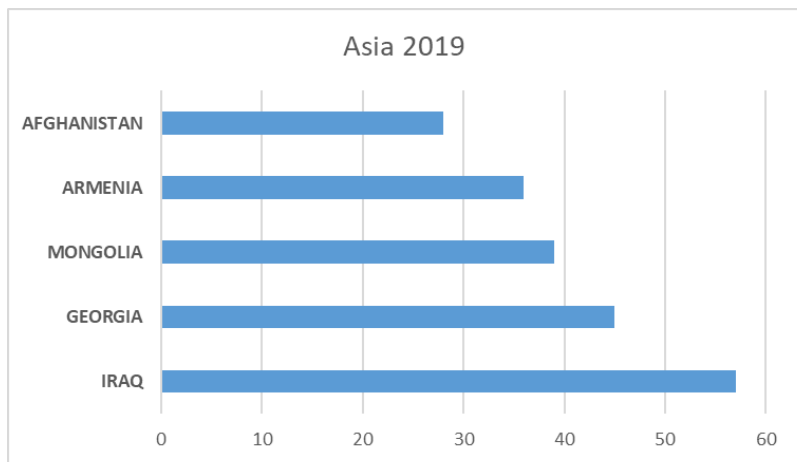
International Organization for Migration (IOM)

The UN Migration Agency

Countries or areas/places of return	June		Total Departures 2019	Total Registrations 2019
	Departed	Registered		
POLAND			0	0
PORTUGAL			0	0
ROMANIA	10	21	237	400
RUSSIAN FEDERATION	7	5	30	30
RWANDA		1	5	7
SAUDI ARABIA			0	0
SAO TOME AND PRINCIPE			0	0
SENEGAL	1		4	3
SERBIA		1	15	24
SIERRA LEONE			0	0
SLOVAKIA	12	17	29	46
SOMALIA			2	3
SOUTH AFRICA			0	0
REPUBLIC OF KOREA			0	0
SPAIN			0	0
SRI LANKA		1	1	2
SUDAN			4	8
SURINAME	1	1	3	2
SYRIAN ARAB REPUBLIC			0	0
SWEDEN			0	0
TAIWAN PROVINCE OF THE PEOPLE'S REPUBLIC OF CHINA			0	0
TAJIKISTAN			0	0
TANZANIA, UNITED REPUBLIC OF			0	0
THAILAND			0	0
TOGO			0	0
TUNISIA			2	5
TURKEY			7	8
TUVALU			0	0
UGANDA			0	0
UKRAINE	17	50	100	147
UNITED ARABES EMIRATES			0	0
UNITED KINGDOM			0	0
UNITED STATES OF AMERICA		4	0	5
URUGUAY			0	0
UZBEKISTAN	1		2	2
VENEZUELA (BOLIVARIAN REPUBLIC OF)	3	1	6	12
VIET NAM			0	0
YEMEN			0	0
ZAMBIA			0	0
ZIMBABWE			0	0
KOSOVO UNSCR 1244		4	9	12
Grand Total	149	249	1147	1636



Main destinations Voluntary Returns per Continent 2019:





International Organization for Migration (IOM)
The UN Migration Agency

Voluntary Returns per Region / Continent 2019

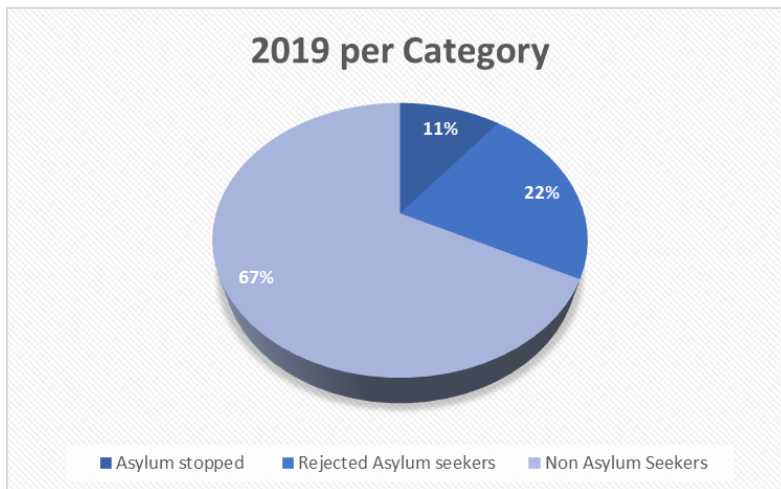
Voluntary Returns per Continent	January	February	March	April	May	June	2019
Africa	17	17	14	14	12	10	84
Asia	42	35	62	40	50	42	271
Europe	74	96	121	72	56	61	480
Latin America and the Caribbean	41	64	44	53	73	36	311
Northern America	0	0	0	0	0	0	0
Oceania	0	0	0	0	1	0	1
Grand Total	174	212	241	179	192	149	1147

Voluntary Returns per Province 2019

Voluntary Returns per Province	January	February	March	April	May	June	2019
Antwerpen	23	19	35	23	48	31	179
Brabant Wallon	5	0	8	0	2	2	17
Brussels City	103	162	160	110	111	89	735
Hainaut	10	4	5	3		9	31
Liège	5	5	10	9	4	0	33
Limburg	4	2	7	2	5	8	28
Luxembourg	1	3	1	5	3	0	13
Namur	1	0	2	15	8	1	27
Oost-Vlaanderen	13	9	6	5	9	6	48
Vlaams-Brabant	4	4	2	4	2	3	19
West-Vlaanderen	5	4	5	3		0	17
Grand Total	174	212	241	179	192	149	1147

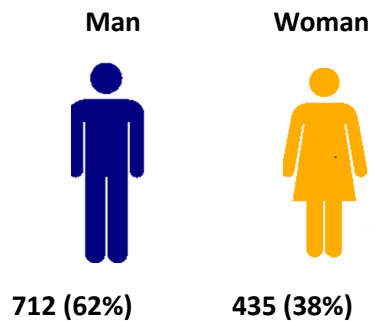


Voluntary Returns per Category 2019

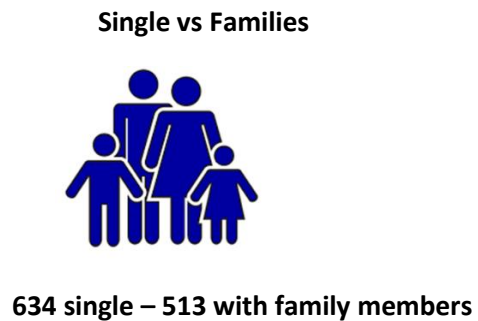


Voluntary Returns per Category	January	February	March	April	May	June	2019
Asylum stopped	26	8	23	23	22	19	121
Rejected Asylum seekers	40	39	57	46	31	39	252
Non Asylum Seekers	108	165	161	110	139	91	774
Grand Total	174	212	241	179	192	149	1147

Voluntary Returns per Sex 2019

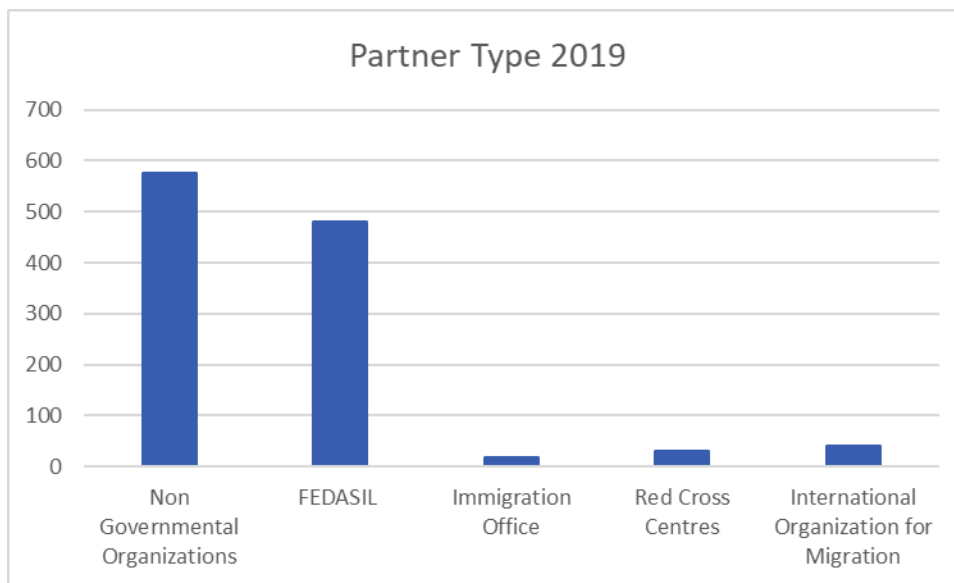


Voluntary Returns per Family composition 2019





Voluntary Returns per Partner Type 2019



Referrals per type of Partner	January	February	March	April	May	June	2019
Non Governmental Organizations	57	85	148	96	118	73	577
FEDASIL	102	115	73	65	62	64	481
Immigration Office	3	5	1	5	2	1	17
Red Cross Centres	5	5	9	8	4	1	32
International Organization for Migration	7	2	10	5	6	10	40
Grand Total	174	212	241	179	192	149	1147



International Organization for Migration (IOM)
The UN Migration Agency

Voluntary Returns / Asylum Requests 2019:

Month	Asylum Requests	Voluntary Returns
January	2765	174
February	2063	212
March	2118	241
April	2247	179
May	1813	192
June		149
July		
August		
September		
October		
November		
December		
Grand Total	11006	1147



Reintegration support IOM – June 2019

Destination country AVRR – Reintegration IOM	Persons
AFGHANISTAN	3
ALBANIA	2
ARMENIA	2
BELARUS	3
BOSNIA AND HERZEGOVINA	1
BRAZIL	2
BURKINA FASO	1
ETHIOPIA	1
GEORGIA	2
GHANA	1
IRAN, ISLAMIC REPUBLIC OF	2
IRAQ	5
JORDAN	1
LEBANON	6
MONGOLIA	3
NIGERIA	2
RUSSIAN FEDERATION	4
UKRAINE	1
UZBEKISTAN	1
VENEZUELA, BOLIVARIAN REPUBLIC OF	3
Grand Total	46

Type of Vulnerability	Persons
Persons with medical needs	14
Persons with medical needs + escort	0
Pregnant women	0
Families with children	6
Single parents	0
Elderly persons	1
UAM	2
ex-UAM	0
VoT	4
UAM-VoT	0
Grand total	27

(2 Families)