



ASSISTED VOLUNTARY RETURN FROM BELGIUM (REAB)

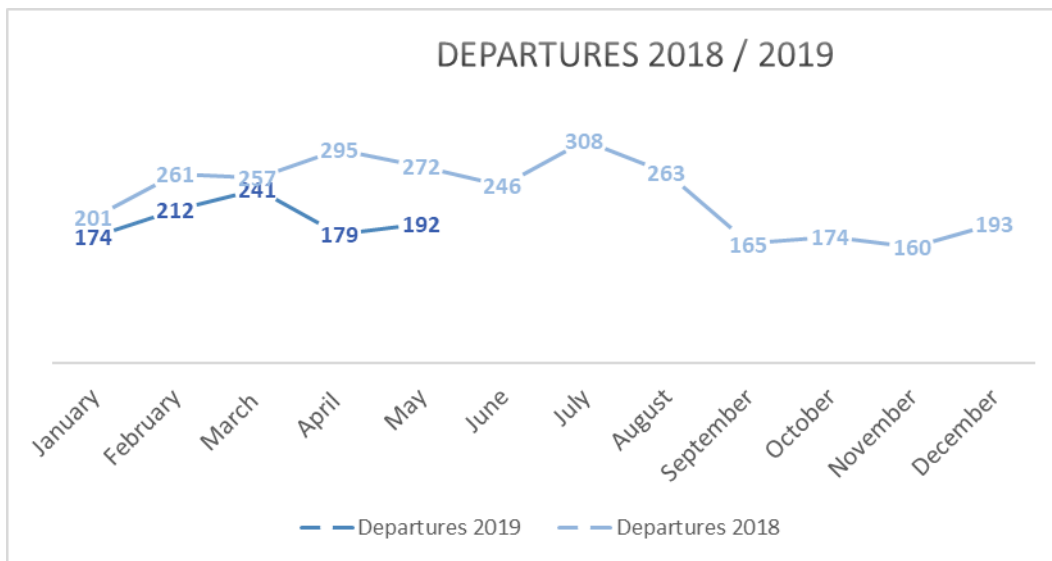
MONTHLY QUANTITATIVE REPORT – MAY 2019

192 IOM AVRRs from Belgium in May. **93%** by plane, **7%** by land

55 % received a small cash reinstallation grant (EUR 250 adult/EUR 125 child) and **58** persons received transit assistance to reach final destination in May

998 IOM AVRRs from Belgium in 2019 to **69** countries of origin

Number of AVRR beneficiaries 2018/2019:





International Organization for Migration (IOM)
The UN Migration Agency

Total Voluntary Returns – May:

Countries or areas/places of return	May		Total Departures 2019	Total Registrations 2019
	Departed	Registered		
AFGHANISTAN	8	10	25	37
ALBANIA	5	4	23	46
ALGERIA	1	3	11	16
ANGOLA	1	1	1	5
ARGENTINA			1	1
ARMENIA	5	4	33	42
AUSTRALIA	1		1	1
AZERBAIJAN			0	0
BANGLADESH	1	1	2	3
BARBADOS			0	0
BELARUS	1	2	3	5
BENIN		1	0	1
BHUTAN			0	0
BOLIVIA (THE PLURINATIONAL STATE OF)			0	0
BOSNIA AND HERZEGOVINA	1	1	1	1
BOTSWANA			0	0
BRAZIL	65	56	234	286
BULGARIA	1	2	3	5
BURKINA FASO		1	3	5
BURUNDI			3	3
CAMBODIA			0	0
CAMEROON			1	2
CANADA			0	0
CABO VERDE			0	0
CENTRAL AFRICAN REPUBLIC			0	0
CHAD			0	0
CHILE			1	1
CHINA	1	1	2	2
COLOMBIA	4	1	17	20
CONGO (Brazzaville)			0	0
CONGO, DEMOCRATIC REPUBLIC OF		3	8	15
COSTARICA			0	0
CÔTE D'IVOIRE		1	2	4
CROATIA			0	0
CUBA			0	0
CURACAO			0	0
CZECHIA			0	0
DJIBOUTI	1		2	1
DOMINICAN REPUBLIC			1	1
ECUADOR	2	1	5	6
EGYPT	3	1	5	5
EL SALVADOR		1	1	3
EQUATORIAL GUINEA			0	0
ERITREA			0	0
ESTONIA			0	0
ETHIOPIA	2	1	5	7
GABON			0	0
GAMBIA		1	0	1
GEORGIA	12	11	41	64



International Organization for Migration (IOM)
The UN Migration Agency

Countries or areas/places of return	May		Total Departures 2019	Total Registrations 2019
	Departed	Registered		
GHANA		2	4	8
GREECE		1	0	1
GUATEMALA			1	1
GUINEA		1	1	4
GUINEA-BISSAU			0	0
GUYANA			0	0
HAITI			0	0
HONDURAS			0	0
CHINA, HONG KONG SAR			0	0
HUNGARY	1	1	1	1
INDIA		2	7	9
INDONESIA			1	1
IRAN (THE ISLAMIC REPUBLIC OF)	1	4	7	13
IRAQ	4	9	50	48
IRELAND			0	0
ISRAEL			0	0
ITALY			0	0
JAMAICA			0	0
JORDAN		1	2	4
KAZAKHSTAN	1	1	2	2
KENYA			1	1
KOREA, REPUBLIC OF			0	0
KUWAIT			0	0
KYRGYZSTAN			0	0
LAO PEOPLE'S DEMOCRATIC REPUBLIC			0	0
LATVIA			1	1
LEBANON		5	8	22
LIBERIA			0	0
LIBYAN ARAB JAMAHIRIYA			0	0
LITHUANIA			1	0
MADAGASCAR			0	0
MALAYSIA			0	0
MALI			0	0
MAURITANIA			0	0
MAURITIUS	1		1	1
MEXICO			2	2
MOLDOVA, REPUBLIC OF			0	0
MONGOLIA	11	7	26	22
MONTENEGRO			0	0
MOROCCO	2	3	8	11
MOZAMBIQUE			0	0
MYANMAR			0	0
NEPAL			3	2
NETHERLANDS ANTILLES			0	0
NICARAGUA			1	0
NIGER			1	2
NIGERIA		2	1	4
NORTH MACEDONIA	1	2	12	11
NORWAY			0	0
PAKISTAN	2	1	6	6
PALESTINIAN TERRITORIES		1	0	3
PANAMA			0	0
PARAGUAY			0	0
PERU	2	1	6	7
PHILIPPINES	3		5	1



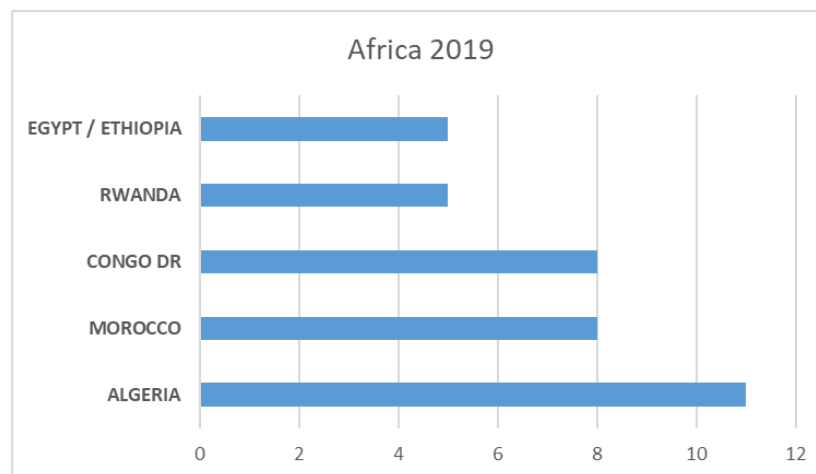
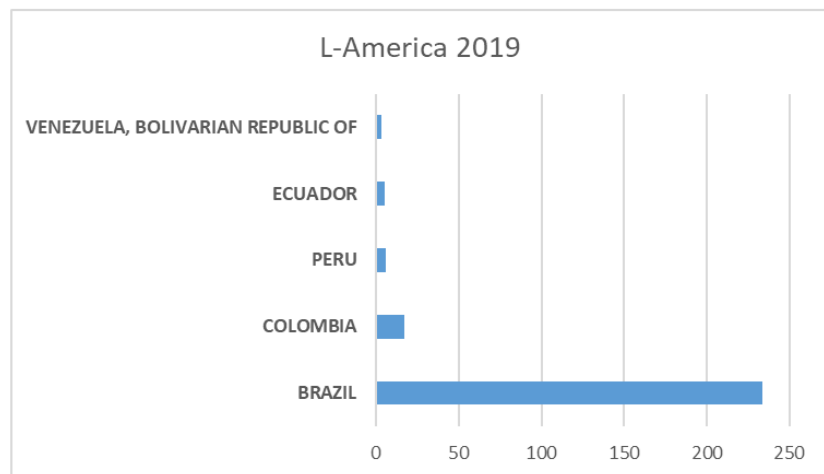
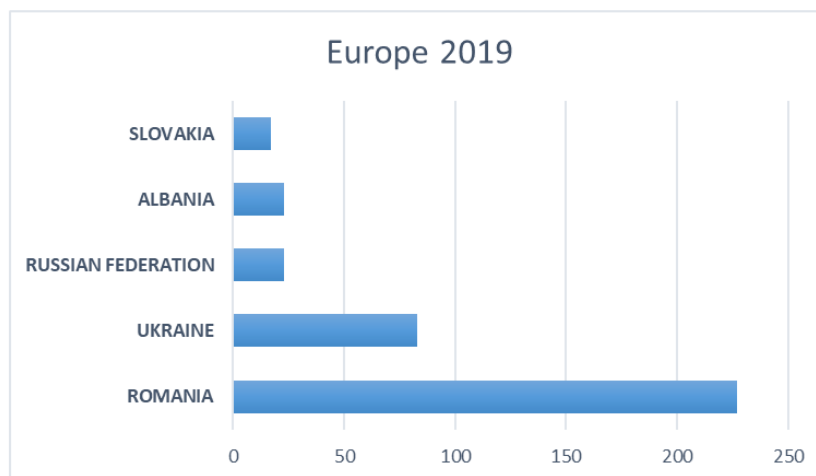
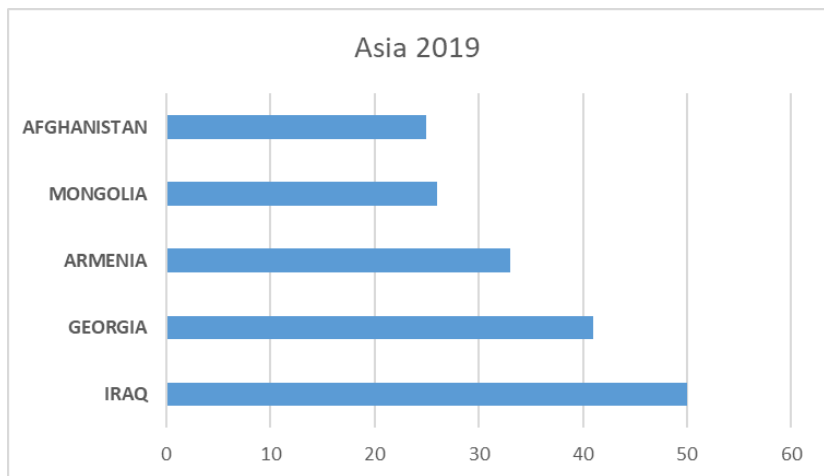
International Organization for Migration (IOM)

The UN Migration Agency

Countries or areas/places of return	May		Total Departures 2019	Total Registrations 2019
	Departed	Registered		
POLAND			0	0
PORTUGAL			0	0
ROMANIA	6	18	227	379
RUSSIAN FEDERATION	1	5	23	25
RWANDA			5	6
SAUDI ARABIA			0	0
SAO TOME AND PRINCIPE			0	0
SENEGAL	1	2	3	3
SERBIA	7	10	15	23
SIERRA LEONE			0	0
SLOVAKIA	3	7	17	29
SOMALIA		1	2	3
SOUTH AFRICA			0	0
REPUBLIC OF KOREA			0	0
SPAIN			0	0
SRI LANKA			1	1
SUDAN		2	4	8
SURINAME			2	1
SYRIAN ARAB REPUBLIC			0	0
SWEDEN			0	0
TAIWAN PROVINCE OF THE PEOPLE'S REPUBLIC OF CHINA			0	0
TAJKISTAN			0	0
TANZANIA, UNITED REPUBLIC OF			0	0
THAILAND			0	0
TOGO			0	0
TUNISIA			2	5
TURKEY			7	8
TUVALU			0	0
UGANDA			0	0
UKRAINE	29	31	83	97
UNITED ARABES EMIRATES			0	0
UNITED KINGDOM			0	0
UNITED STATES OF AMERICA		1	0	1
URUGUAY			0	0
UZBEKISTAN	1	2	1	2
VENEZUELA (BOLIVARIAN REPUBLIC OF)		3	3	11
VIET NAM			0	0
YEMEN			0	0
ZAMBIA			0	0
ZIMBABWE			0	0
KOSOVO UNSCR 1244			9	8
Grand Total	192	234	998	1387



Main destinations Voluntary Returns per Continent 2019:





International Organization for Migration (IOM)
The UN Migration Agency

Voluntary Returns per Region / Continent 2019

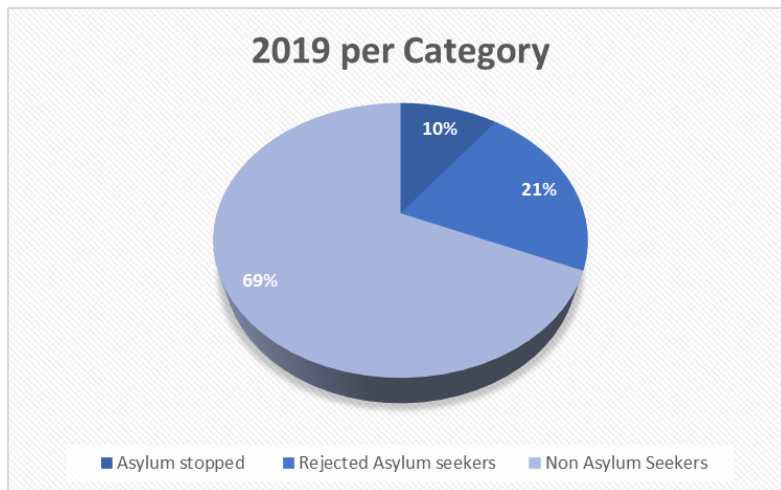
Voluntary Returns per Continent	January	February	March	April	May	2019
Africa	17	17	14	14	12	74
Asia	42	35	62	40	50	229
Europe	74	96	121	72	56	419
Latin America and the Caribbean	41	64	44	53	73	275
Northern America	0	0	0	0	0	0
Oceania	0	0	0	0	1	1
Grand Total	174	212	241	179	192	998

Voluntary Returns per Province 2019

Voluntary Returns per Province	January	February	March	April	May	2019
Antwerpen	23	19	35	23	48	148
Brabant Wallon	5	0	8	0	2	15
Brussels City	103	162	160	110	111	646
Hainaut	10	4	5	3		22
Liège	5	5	10	9	4	33
Limburg	4	2	7	2	5	20
Luxembourg	1	3	1	5	3	13
Namur	1	0	2	15	8	26
Oost-Vlaanderen	13	9	6	5	9	42
Vlaams-Brabant	4	4	2	4	2	16
West-Vlaanderen	5	4	5	3		17
Grand Total	174	212	241	179	192	998

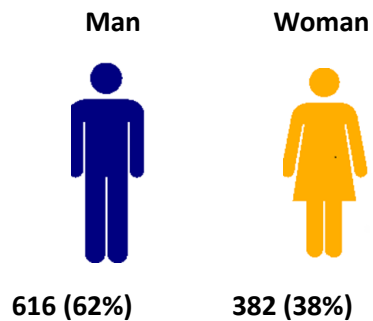


Voluntary Returns per Category 2019

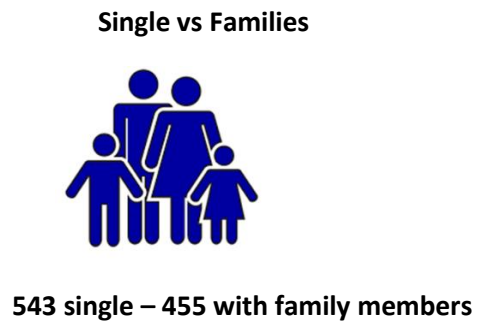


Voluntary Returns per Category	January	February	March	April	May	2019
Asylum stopped	26	8	23	23	22	102
Rejected Asylum seekers	40	39	57	46	31	213
Non Asylum Seekers	108	165	161	110	139	683
Grand Total	174	212	241	179	192	998

Voluntary Returns per Sex 2019



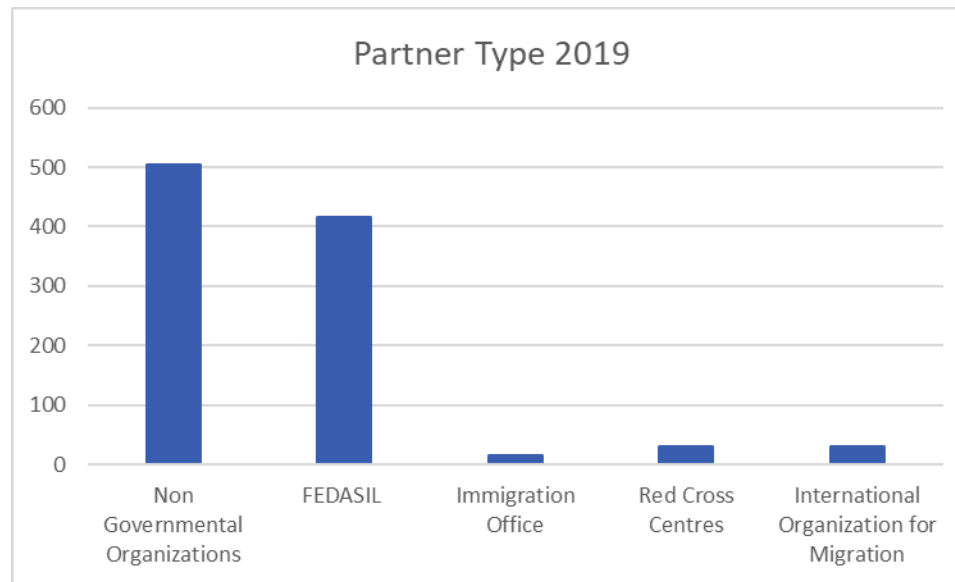
Voluntary Returns per Family composition 2019





International Organization for Migration (IOM)
The UN Migration Agency

Voluntary Returns per Partner Type 2019



Referrals per type of Partner	January	February	March	April	May	2019
Non Governmental Organizations	57	85	148	96	118	504
FEDASIL	102	115	73	65	62	417
Immigration Office	3	5	1	5	2	16
Red Cross Centres	5	5	9	8	4	31
International Organization for Migration	7	2	10	5	6	30
Grand Total	174	212	241	179	192	998



International Organization for Migration (IOM)
The UN Migration Agency

Voluntary Returns / Asylum Requests 2019:

Month	Asylum Requests	Voluntary Returns
January	2765	174
February	2063	212
March	2118	241
April	2247	179
May		192
June		
July		
August		
September		
October		
November		
December		
Grand Total	9193	998



Reintegration support IOM – May 2019

Destination country AVRR – Reintegration IOM	Persons
AFGHANISTAN	8
ALBANIA	4
ALGERIA	1
ANGOLA	1
ARMENIA	1
BANGLADESH	1
BELARUS	1
BRAZIL	1
DJIBOUTI	1
EGYPT	3
ETHIOPIA	1
GEORGIA	4
HUNGARY	1
IRAN, ISLAMIC REPUBLIC OF	1
IRAQ	4
MAURITIUS	1
MONGOLIA	8
MOROCCO	1
PHILIPPINES	3
UKRAINE	1
UZBEKISTAN	1
Grand Total	48

Type of Vulnerability	Persons
Persons with medical needs	15
Persons with medical needs + escort	1
Pregnant women	0
Families with children	3
Single parents	0
Elderly persons	1
UAM	0
ex-UAM	0
VoT	1
UAM-VoT	0
Grand total	21

(1 Family)