



ASSISTED VOLUNTARY RETURN FROM BELGIUM (REAB)

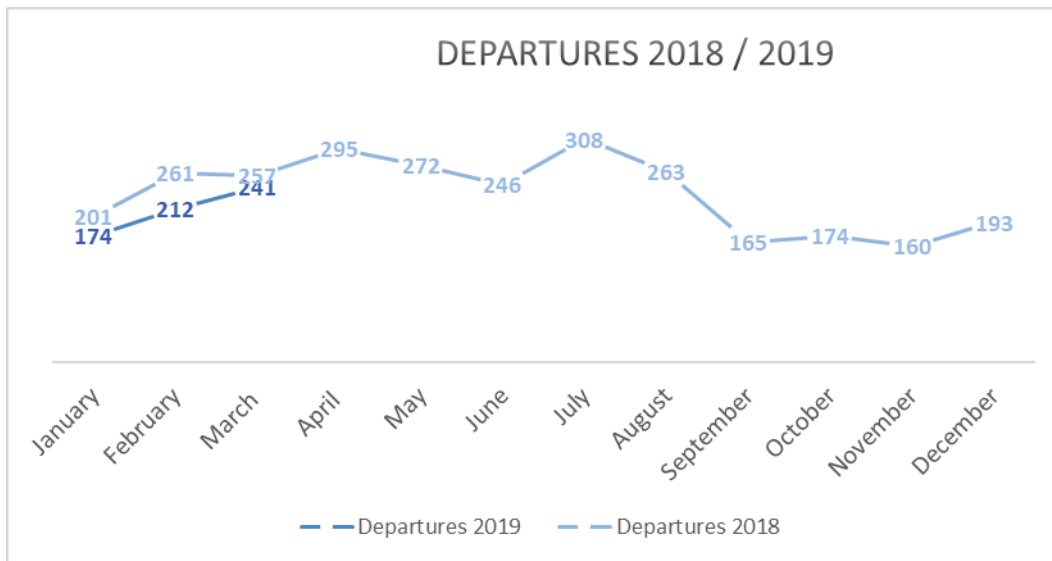
MONTHLY QUANTITATIVE REPORT – MARCH 2019

241 IOM AVRRs from Belgium in March. **68%** by plane, **32%** by land

73 % received a small cash reinstallation grant (EUR 250 adult/EUR 125 child) and **71** persons received transit assistance to reach final destination in March

627 IOM AVRRs from Belgium in 2019 to **58** countries of origin

Number of AVRR beneficiaries 2018/2019:





Total Voluntary Returns – March:

Countries or areas/places of return	March		Total Departures 2019	Total Registrations 2019
	Departed	Registered		
AFGHANISTAN	4	7	14	18
ALBANIA	2	3	13	24
ALGERIA	4	5	10	11
ANGOLA		1	0	1
ARGENTINA	1		1	1
ARMENIA	11	12	22	27
AZERBAIJAN			0	0
BANGLADESH			1	1
BARBADOS			0	0
BELARUS		1	0	1
BENIN			0	0
BHUTAN			0	0
BOLIVIA (THE PLURINATIONAL STATE OF)			0	0
BOSNIA AND HERZEGOVINA			0	0
BOTSWANA			0	0
BRAZIL	33	64	124	160
BULGARIA			2	3
BURKINA FASO	1	1	2	3
BURUNDI		1	2	3
CAMBODIA			0	0
CAMEROON			1	1
CANADA			0	0
CABO VERDE			0	0
CENTRAL AFRICAN REPUBLIC			0	0
CHAD			0	0
CHILE			1	1
CHINA			1	1
COLOMBIA	3	1	11	15
CONGO (Brazzaville)			0	0
CONGO, DEMOCRATIC REPUBLIC OF	3	4	5	9
COSTA RICA			0	0
CÔTE D'IVOIRE		2	1	3
CROATIA			0	0
CUBA			0	0
CURACAO			0	0
CZECHIA			0	0
DJIBOUTI	1		1	1
DOMINICAN REPUBLIC	1	1	1	1
ECUADOR			3	3
EGYPT	1	1	1	3
EL SALVADOR		2	0	2
EQUATORIAL GUINEA			0	0
ERITREA			0	0
ESTONIA			0	0
ETHIOPIA			2	4
GABON			0	0
GAMBIA			0	0
GEORGIA	9	8	18	25



International Organization for Migration (IOM)
The UN Migration Agency

Countries or areas/places of return	March		Total Departures 2019	Total Registrations 2019
	Departed	Registered		
GHANA		2	2	5
GREECE			0	0
GUATEMALA	1	1	1	1
GUINEA			0	1
GUINEA-BISSAU			0	0
GUYANA			0	0
HAITI			0	0
HONDURAS			0	0
CHINA, HONG KONG SAR			0	0
HUNGARY			0	0
INDIA	1	3	4	7
INDONESIA	1	1	1	1
IRAN (THE ISLAMIC REPUBLIC OF)	2	1	5	7
IRAQ	17	16	39	36
IRELAND			0	0
ISRAEL			0	0
ITALY			0	0
JAMAICA			0	0
JORDAN			1	2
KAZAKHSTAN	1		1	1
KENYA			1	1
KOREA, REPUBLIC OF			0	0
KUWAIT			0	0
KYRGYZSTAN			0	0
LAO PEOPLE'S DEMOCRATIC REPUBLIC			0	0
LATVIA			0	0
LEBANON	5	3	7	12
LIBERIA			0	0
LIBYAN ARAB JAMAHIRIYA			0	0
LITHUANIA			1	0
MADAGASCAR			0	0
MALAYSIA			0	0
MALI			0	0
MAURITANIA			0	0
MAURITIUS			0	0
MEXICO	2	2	2	2
MOLDOVA, REPUBLIC OF			0	0
MONGOLIA	7	7	14	13
MONTENEGRO			0	0
MOROCCO			6	7
MOZAMBIQUE			0	0
MYANMAR			0	0
NEPAL			3	2
NETHERLANDS ANTILLES			0	0
NICARAGUA	1		1	0
NIGER			1	1
NIGERIA			0	1
NORTH MACEDONIA		9	3	9
NORWAY			0	0
PAKISTAN		2	2	3
PALESTINIAN TERRITORIES			0	2
PANAMA			0	0
PARAGUAY			0	0
PERU	1	3	2	6
PHILIPPINES			1	1

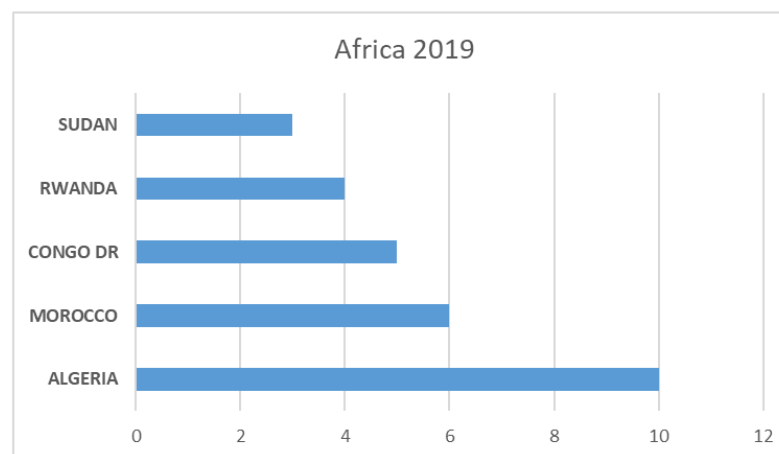
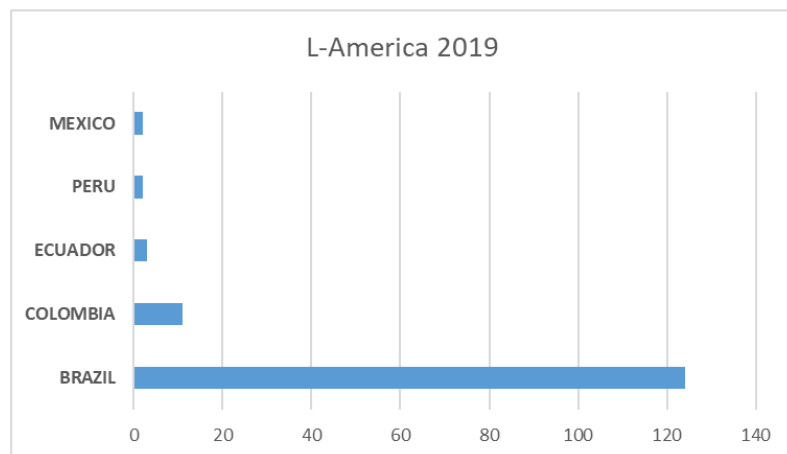
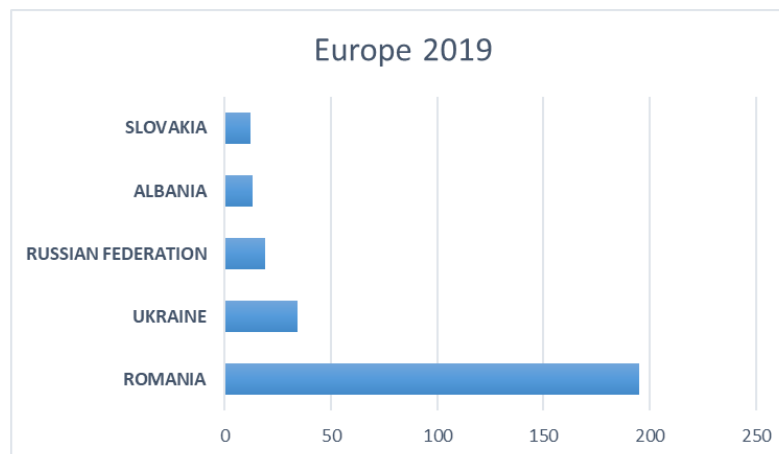
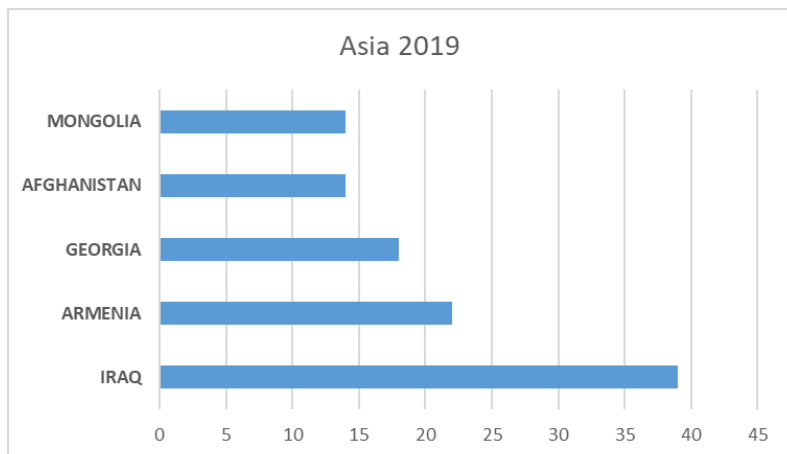


International Organization for Migration (IOM)
The UN Migration Agency

Countries or areas/places of return	March		Total Departures 2019	Total Registrations 2019
	Departed	Registered		
POLAND			0	0
PORTUGAL			0	0
ROMANIA	83	138	195	291
RUSSIAN FEDERATION	12	3	19	19
RWANDA	1		4	5
SAUDI ARABIA			0	0
SAO TOME AND PRINCIPE			0	0
SENEGAL	1		2	1
SERBIA		1	3	1
SIERRA LEONE			0	0
SLOVAKIA	2	1	12	12
SOMALIA	1		2	2
SOUTH AFRICA			0	0
REPUBLIC OF KOREA			0	0
SPAIN			0	0
SRI LANKA			1	1
SUDAN		2	3	5
SURINAME			1	0
SYRIAN ARAB REPUBLIC			0	0
SWEDEN			0	0
TAIWAN PROVINCE OF THE PEOPLE'S REPUBLIC OF CHINA			0	0
TAJKISTAN			0	0
TANZANIA, UNITED REPUBLIC OF			0	0
THAILAND			0	0
TOGO			0	0
TUNISIA	1		2	4
TURKEY	4	4	4	7
TUVALU			0	0
UGANDA			0	0
UKRAINE	18	24	34	37
UNITED ARABES EMIRATES			0	0
UNITED KINGDOM			0	0
UNITED STATES OF AMERICA			0	0
URUGUAY			0	0
UZBEKISTAN			0	0
VENEZUELA (BOLIVARIAN REPUBLIC OF)	1		1	8
VIET NAM			0	0
YEMEN			0	0
ZAMBIA			0	0
ZIMBABWE			0	0
KOSOVO UNSCR 1244	4	4	9	8
Grand Total	241	341	627	844



Main destinations Voluntary Returns per Continent 2019:





International Organization for Migration (IOM)
The UN Migration Agency

Voluntary Returns per Region / Continent 2019

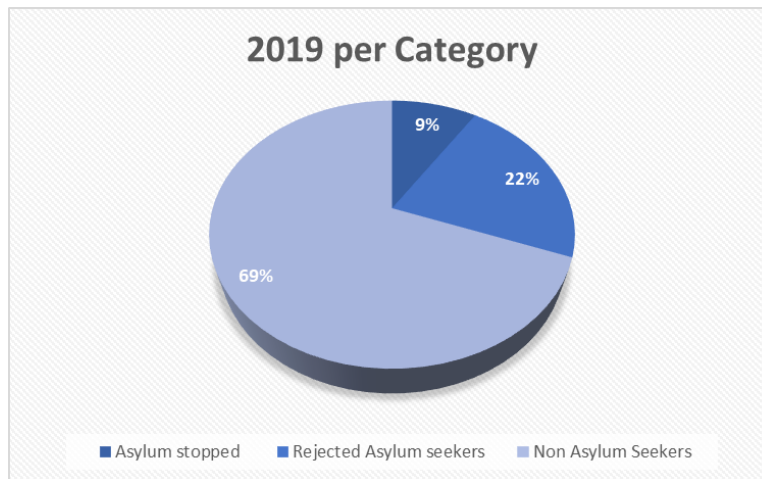
Voluntary Returns per Continent	January	February	March	2019
Africa	17	17	14	48
Asia	42	35	62	139
Europe	74	96	121	291
Latin America and the Caribbean	41	64	44	149
Northern America	0	0	0	0
Oceania	0	0	0	0
Grand Total	174	212	241	627

Voluntary Returns per Province 2019

Voluntary Returns per Province	January	February	March	2019
Antwerpen	23	19	35	77
Brabant Wallon	5	0	8	13
Brussels City	103	162	160	425
Hainaut	10	4	5	19
Liège	5	5	10	20
Limburg	4	2	7	13
Luxembourg	1	3	1	5
Namur	1	0	2	3
Oost-Vlaanderen	13	9	6	28
Vlaams-Brabant	4	4	2	10
West-Vlaanderen	5	4	5	14
Grand Total	174	212	241	627

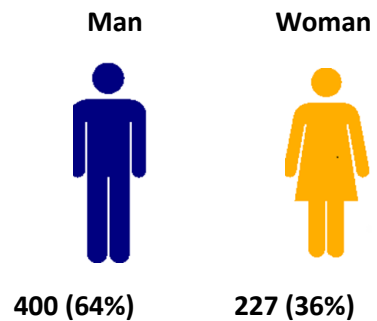


Voluntary Returns per Category 2019

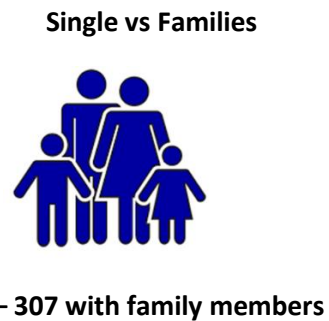


Voluntary Returns per Category	January	February	March	2019
Asylum stopped	26	8	23	57
Rejected Asylum seekers	40	39	57	136
Non Asylum Seekers	108	165	161	434
Grand Total	174	212	241	627

Voluntary Returns per Sex 2019

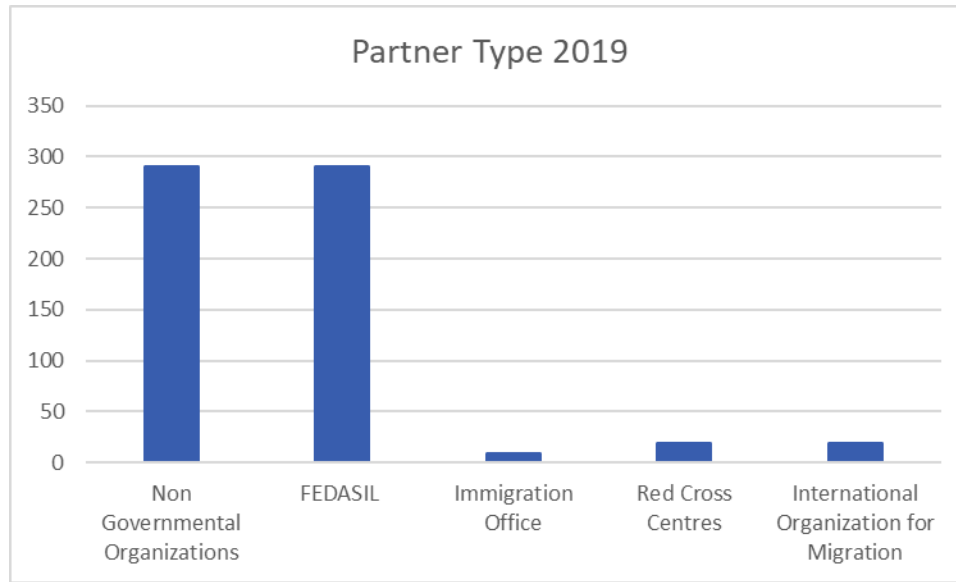


Voluntary Returns per Family composition 2019





Voluntary Returns per Partner Type 2019



Referrals per type of Partner	January	February	March	2019
Non Governmental Organizations	57	85	148	290
FEDASIL	102	115	73	290
Immigration Office	3	5	1	9
Red Cross Centres	5	5	9	19
International Organization for Migration	7	2	10	19
Grand Total	174	212	241	627



International Organization for Migration (IOM)
The UN Migration Agency

Voluntary Returns / Asylum Requests 2019:

Month	Asylum Requests	Voluntary Returns
January	2765	174
February	2063	212
March	2118	241
April		
May		
June		
July		
August		
September		
October		
November		
December		
Grand Total	6946	627



Reintegration support IOM – March 2019

Destination country AVRR – Reintegration IOM	Persons
AFGHANISTAN	4
ALBANIA	1
COLOMBIA	1
CONGO, THE DEMOCRATIC REPUBLIC OF THE	2
DJIBOUTI	1
DOMINICAN REPUBLIC	1
EGYPT	1
GEORGIA	3
GUATEMALA	1
INDIA	1
INDONESIA	1
IRAN, ISLAMIC REPUBLIC OF	2
IRAQ	11
KAZAKHSTAN	1
KOSOVO	4
LEBANON	5
MEXICO	2
RUSSIAN FEDERATION	6
SOMALIA	1
TURKEY	1
UKRAINE	2
VENEZUELA, BOLIVARIAN REPUBLIC OF	1
Grand Total	53

Type of Vulnerability	Persons
Persons with medical needs	6
Persons with medical needs + escort	0
Pregnant women	1
Families with children	2
Single parents	3
Elderly persons	2
UAM	2
ex-UAM	0
VoT	0
UAM-VoT	0
Grand total	16

(1 Family)