



ASSISTED VOLUNTARY RETURN FROM BELGIUM (REAB)

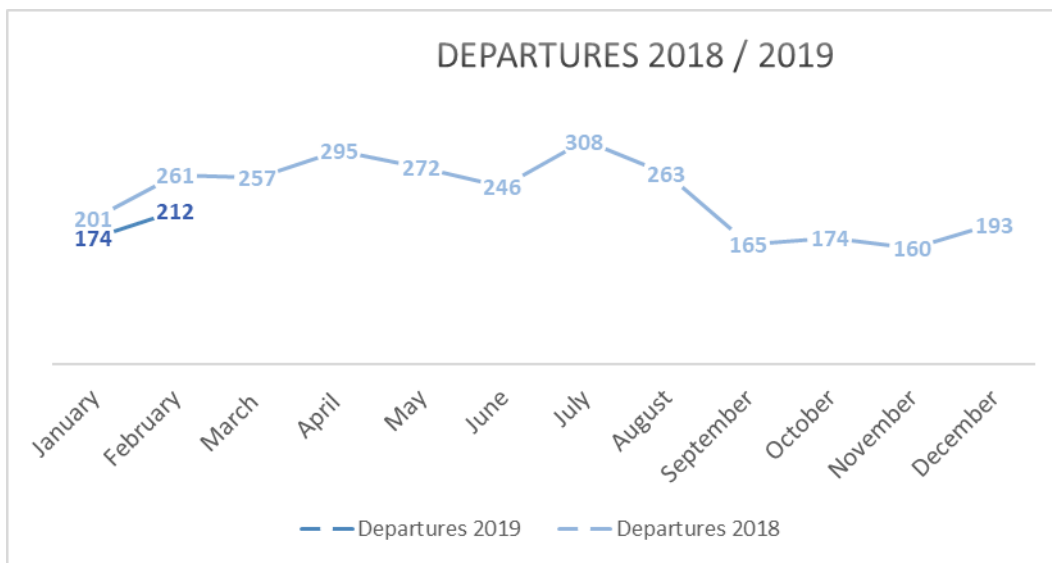
MONTHLY QUANTITATIVE REPORT – FEBRUARY 2019

212 IOM AVRRs from Belgium in February.
63% by plane, **37%** by land

68 % received a small cash reinstallation grant (EUR 250 adult/EUR 125 child) and **38** persons received transit assistance to reach final destination in February

386 IOM AVRRs from Belgium in 2019 to **47** countries of origin

Number of AVRR beneficiaries 2018/2019:





Total Voluntary Returns – February:

Countries or areas/places of return	January		February		Total Departures 2019	Total Registrations 2019
	Departed	Registered	Departed	Registered		
AFGHANISTAN	8	8	2	3	10	11
ALBANIA	6	14	5	7	11	21
ALGERIA	3	1	3	5	6	6
ANGOLA					0	0
ARGENTINA				1	0	1
ARMENIA	4	11	7	4	11	15
AZERBAIJAN					0	0
BANGLADESH			1	1	1	1
BARBADOS					0	0
BELARUS					0	0
BENIN					0	0
BHUTAN					0	0
BOLIVIA (THE PLURINATIONAL STATE OF)					0	0
BOSNIA AND HERZEGOVINA					0	0
BOTSWANA					0	0
BRAZIL	39	57	52	39	91	96
BULGARIA	2	3			2	3
BURKINA FASO	1	1		1	1	2
BURUNDI	2	2			2	2
CAMBODIA					0	0
CAMEROON	1	1			1	1
CANADA					0	0
CABO VERDE					0	0
CENTRAL AFRICAN REPUBLIC					0	0
CHAD					0	0
CHILE		1	1		1	1
CHINA		1	1		1	1
COLOMBIA	2	4	6	10	8	14
CONGO (Brazzaville)					0	0
CONGO, DEMOCRATIC REPUBLIC OF		3	2	2	2	5
COSTA RICA					0	0
CÔTE D'IVOIRE			1	1	1	1
CROATIA					0	0
CUBA					0	0
CURACAO					0	0
CZECHIA					0	0
DJIBOUTI				1	0	1
DOMINICAN REPUBLIC					0	0
ECUADOR			3	3	3	3
EGYPT		1		1	0	2
EL SALVADOR					0	0
EQUATORIAL GUINEA					0	0
ERITREA					0	0
ESTONIA					0	0
ETHIOPIA	1	4	1		2	4
GABON					0	0
GAMBIA					0	0
GEORGIA	4	9	5	8	9	17



International Organization for Migration (IOM)

The UN Migration Agency

Countries or areas/places of return	January		February		Total Departures 2019	Total Registrations 2019
	Departed	Registered	Departed	Registered		
GHANA	1	1	1	2	2	3
GREECE					0	0
GUATEMALA					0	0
GUINEA				1	0	1
GUINEA-BISSAU					0	0
GUYANA					0	0
HAITI					0	0
HONDURAS					0	0
CHINA, HONG KONG SAR					0	0
HUNGARY					0	0
INDIA	2	3	1	1	3	4
INDONESIA					0	0
IRAN (THE ISLAMIC REPUBLIC OF)	1	5	2	1	3	6
IRAQ	11	7	11	13	22	20
IRELAND					0	0
ISRAEL					0	0
ITALY					0	0
JAMAICA					0	0
JORDAN	1	2			1	2
KAZAKHSTAN				1	0	1
KENYA	1	1			1	1
KOREA, REPUBLIC OF					0	0
KUWAIT					0	0
KYRGYZSTAN					0	0
LAO PEOPLE'S DEMOCRATIC REPUBLIC					0	0
LATVIA					0	0
LEBANON	1	2	1	7	2	9
LIBERIA					0	0
LIBYAN ARAB JAMAHIRIYA					0	0
LITHUANIA	1				1	0
MADAGASCAR					0	0
MALAYSIA					0	0
MALI					0	0
MAURITANIA					0	0
MAURITIUS					0	0
MEXICO					0	0
MOLDOVA, REPUBLIC OF					0	0
MONGOLIA	4	1	3	5	7	6
MONTENEGRO					0	0
MOROCCO	3	4	3	3	6	7
MOZAMBIQUE					0	0
MYANMAR					0	0
NEPAL	2	1	1	1	3	2
NETHERLANDS ANTILLES					0	0
NICARAGUA					0	0
NIGER			1	1	1	1
NIGERIA		1			0	1
NORTH MACEDONIA	1		2		3	0
NORWAY					0	0
PAKISTAN	2	1			2	1
PALESTINIAN TERRITORIES		2			0	2
PANAMA					0	0
PARAGUAY					0	0
PERU		1	1	2	1	3
PHILIPPINES	1	1			1	1

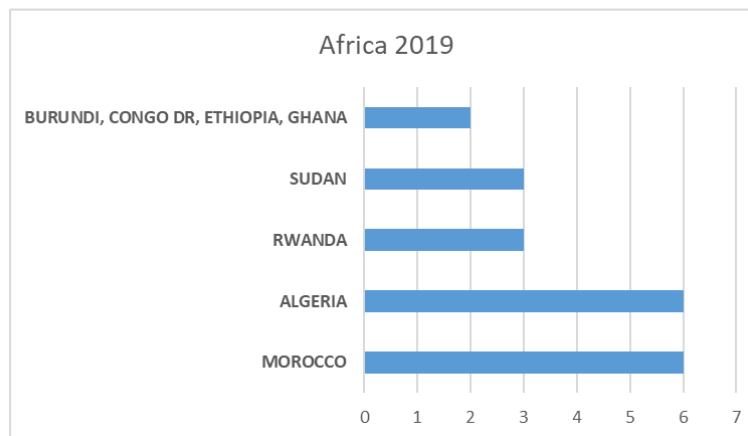
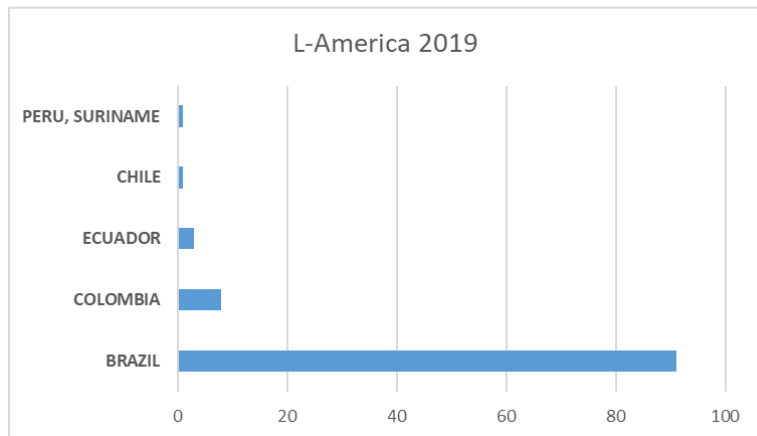
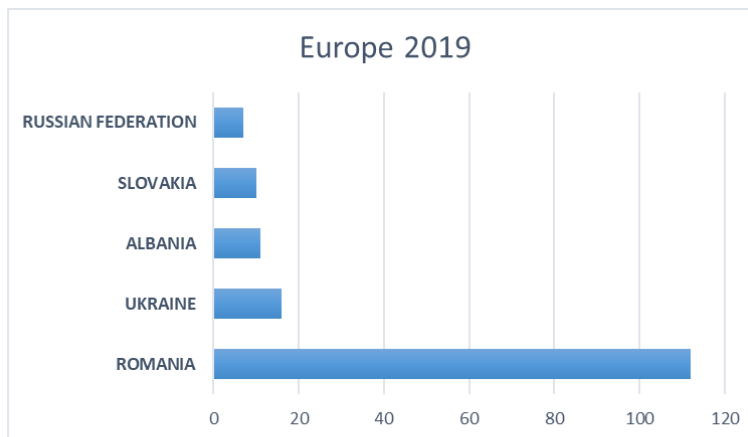
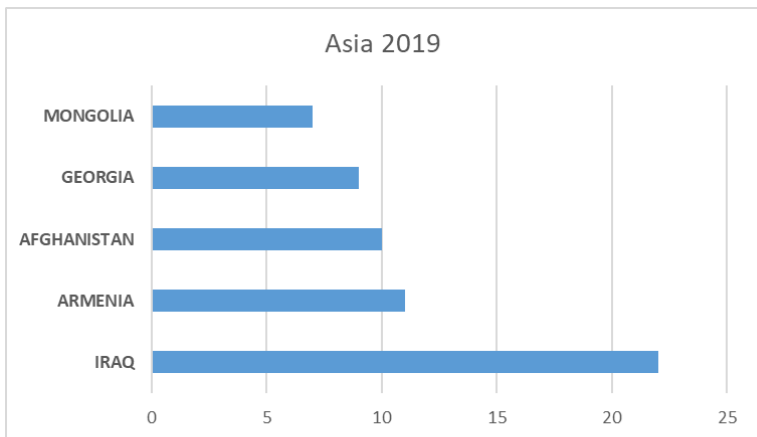


International Organization for Migration (IOM)
The UN Migration Agency

Countries or areas/places of return	January		February		Total Departures 2019	Total Registrations 2019
	Departed	Registered	Departed	Registered		
POLAND					0	0
PORTUGAL					0	0
ROMANIA	38	77	74	76	112	153
RUSSIAN FEDERATION	5	10	2	6	7	16
RWANDA	1	3	2	2	3	5
SAUDI ARABIA					0	0
SAO TOME AND PRINCIPE					0	0
SENEGAL	1			1	1	1
SERBIA	3				3	0
SIERRA LEONE					0	0
SLOVAKIA	5	8	5	3	10	11
SOMALIA		1	1	1	1	2
SOUTH AFRICA					0	0
REPUBLIC OF KOREA					0	0
SPAIN					0	0
SRI LANKA	1	1			1	1
SUDAN	1	3	2		3	3
SURINAME			1		1	0
SYRIAN ARAB REPUBLIC					0	0
SWEDEN					0	0
TAIWAN PROVINCE OF THE PEOPLE'S REPUBLIC OF CHINA					0	0
TAJIKISTAN					0	0
TANZANIA, UNITED REPUBLIC OF					0	0
THAILAND					0	0
TOGO					0	0
TUNISIA	1	2		2	1	4
TURKEY				3	0	3
TUVALU					0	0
UGANDA					0	0
UKRAINE	8	9	8	4	16	13
UNITED ARABES EMIRATES					0	0
UNITED KINGDOM					0	0
UNITED STATES OF AMERICA					0	0
URUGUAY					0	0
UZBEKISTAN					0	0
VENEZUELA (BOLIVARIAN REPUBLIC OF)		4		4	0	8
VIET NAM					0	0
YEMEN					0	0
ZAMBIA					0	0
ZIMBABWE					0	0
KOSOVO UNSCR 1244	5	4			5	4
Grand Total	169	272	212	227	381	499



Main destinations Voluntary Returns per Continent 2019:





International Organization for Migration (IOM)
The UN Migration Agency

Voluntary Returns per Region / Continent 2019

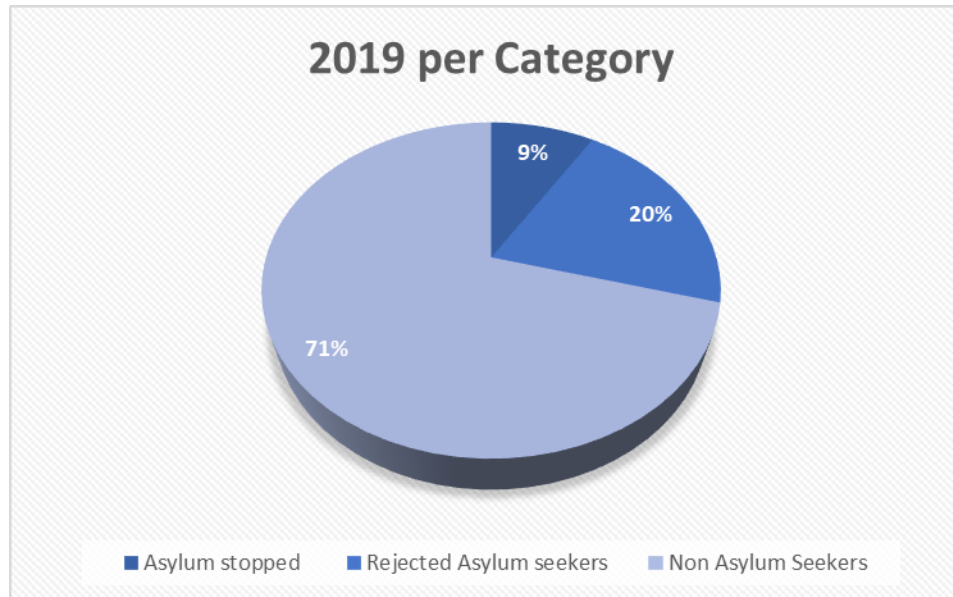
Voluntary Returns per Continent	January	February	2019
Africa	17	17	34
Asia	42	35	77
Europe	74	96	170
Latin America and the Caribbean	41	64	105
Northern America	0	0	0
Oceania	0	0	0
Grand Total	174	212	386

Voluntary Returns per Province 2019

Voluntary Returns per Province	January	February	2019
Antwerpen	23	19	42
Brabant Wallon	5	0	5
Brussels City	103	162	265
Hainaut	10	4	14
Liège	5	5	10
Limburg	4	2	6
Luxembourg	1	3	4
Namur	1	0	1
Oost-Vlaanderen	13	9	22
Vlaams-Brabant	4	4	8
West-Vlaanderen	5	4	9
Grand Total	174	212	386



Voluntary Returns per Category 2019

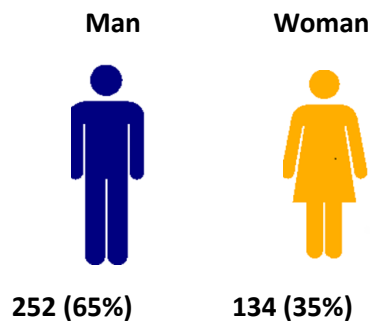


Voluntary Returns per Category	January	February	2019
Asylum stopped	26	8	34
Rejected Asylum seekers	40	39	79
Non Asylum Seekers	108	165	273
Grand Total	174	212	386

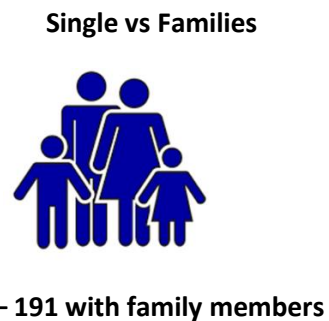


International Organization for Migration (IOM)
The UN Migration Agency

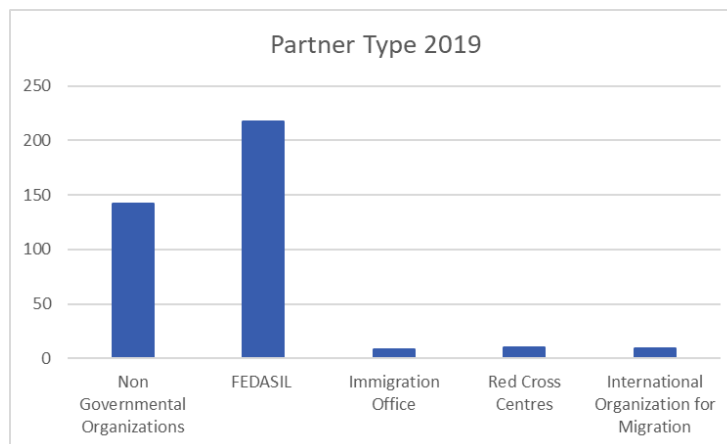
Voluntary Returns per Sex 2019



Voluntary Returns per Family composition 2019



Voluntary Returns per Partner Type 2019



Referrals per type of Partner	January	February	2019
Non Governmental Organizations	57	85	142
FEDASIL	102	115	217
Immigration Office	3	5	8
Red Cross Centres	5	5	10
International Organization for Migration	7	2	9
Grand Total	174	212	386



International Organization for Migration (IOM)
The UN Migration Agency

Voluntary Returns / Asylum Requests 2019:

Month	Asylum Requests	Voluntary Returns
January	2765	174
February	2063	212
March		
April		
May		
June		
July		
August		
September		
October		
November		
December		
Grand Total	4828	386



Reintegration support IOM – February 2019

Destination country AVRR – Reintegration IOM	Persons
AFGHANISTAN	1
ALBANIA	4
ALGERIA	2
BRAZIL	2
CHINA	1
CONGO, THE DEMOCRATIC REPUBLIC OF THE	2
COTE D'IVOIRE	1
ETHIOPIA	1
GEORGIA	1
IRAN, ISLAMIC REPUBLIC OF	2
IRAQ	6
MONGOLIA	1
NORTH MACEDONIA	2
PERU	1
RUSSIAN FEDERATION	2
SOMALIA	1
SUDAN	2
SURINAME	1
Grand Total	33

Type of Vulnerability	Persons
Persons with medical needs	7
Persons with medical needs + escort	0
Pregnant women	0
Families with children	8
Single parents	0
Elderly persons	0
UAM	2
ex-UAM	0
VoT	1
UAM-VoT	0
Grand total	18