



ASSISTED VOLUNTARY RETURN FROM BELGIUM (REAB)

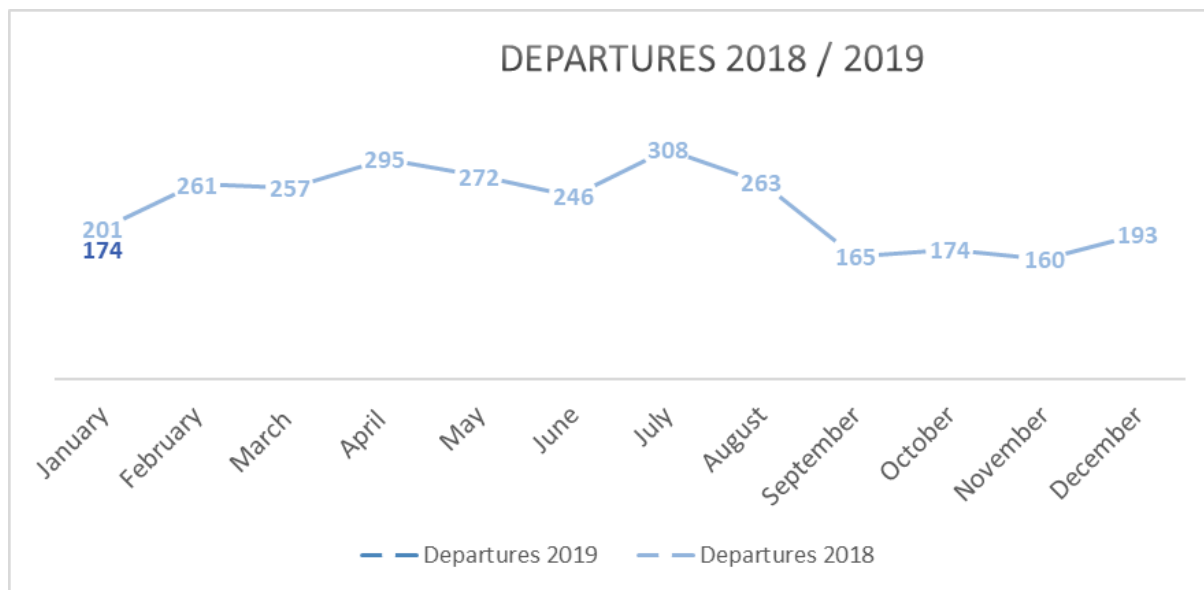
MONTHLY QUANTITATIVE REPORT – JANUARY 2019

174 IOM AVRRs from Belgium in January. **76%** by plane, **24%** by land

54% received a small cash reinstallation grant (EUR 250 adult/EUR 125 child) and **47** persons received transit assistance to reach final destination in January

174 IOM AVRRs from Belgium in 2018 to **37** countries of origin

Number of AVRR beneficiaries 2018/2019:





Total Voluntary Returns – January:

| Voluntary Returns Per Country of Destination - REAB | January | | Total Departures 2019 | Total Registrations 2019 |
|---|----------|------------|-----------------------|--------------------------|
| | Departed | Registered | | |
| AFGHANISTAN | 8 | 8 | 8 | 8 |
| ALBANIA | 6 | 14 | 6 | 14 |
| ALGERIA | 3 | 1 | 3 | 1 |
| ANGOLA | | | 0 | 0 |
| ARGENTINA | | | 0 | 0 |
| ARMENIA | 4 | 11 | 4 | 11 |
| AZERBAIJAN | | | 0 | 0 |
| BANGLADESH | | | 0 | 0 |
| BARBADOS | | | 0 | 0 |
| BELARUS | | | 0 | 0 |
| BENIN | | | 0 | 0 |
| BHUTAN | | | 0 | 0 |
| BOLIVIA, THE PLURINATIONAL STATE OF | | | 0 | 0 |
| BOSNIA AND HERZEGOVINA | | | 0 | 0 |
| BOTSWANA | | | 0 | 0 |
| BRAZIL | 39 | 57 | 39 | 57 |
| BULGARIA | 2 | 3 | 2 | 3 |
| BURKINA FASO | 1 | 1 | 1 | 1 |
| BURUNDI | 2 | 2 | 2 | 2 |
| CAMBODIA | | | 0 | 0 |
| CAMEROON | 1 | 1 | 1 | 1 |
| CANADA | | | 0 | 0 |
| CABO VERDE | | | 0 | 0 |
| CENTRAL AFRICAN REPUBLIC | | | 0 | 0 |
| CHAD | | | 0 | 0 |
| CHILE | | 1 | 0 | 1 |
| CHINA | | 1 | 0 | 1 |
| COLOMBIA | 2 | 4 | 2 | 4 |
| CONGO (Brazzaville) | | | 0 | 0 |
| CONGO, DEMOCRATIC REPUBLIC OF | | 3 | 0 | 3 |
| COSTA RICA | | | 0 | 0 |
| CÔTE D'IVOIRE | | | 0 | 0 |
| CROATIA | | | 0 | 0 |
| CUBA | | | 0 | 0 |
| CURACAO | | | 0 | 0 |
| CZECHIA | | | 0 | 0 |
| DJIBOUTI | | | 0 | 0 |
| DOMINICAN REPUBLIC | | | 0 | 0 |
| ECUADOR | | | 0 | 0 |
| EGYPT | | 1 | 0 | 1 |
| EL SALVADOR | | | 0 | 0 |
| EQUATORIAL GUINEA | | | 0 | 0 |
| ERITREA | | | 0 | 0 |
| ESTONIA | | | 0 | 0 |
| ETHIOPIA | 1 | 4 | 1 | 4 |
| GABON | | | 0 | 0 |
| GAMBIA | | | 0 | 0 |
| GEORGIA | 4 | 9 | 4 | 9 |



International Organization for Migration (IOM)
The UN Migration Agency

| Voluntary Returns Per Country of Destination - REAB | January | | Total Departures 2019 | Total Registrations 2019 |
|---|----------|------------|-----------------------|--------------------------|
| | Departed | Registered | | |
| GHANA | 1 | 1 | 1 | 1 |
| GREECE | | | 0 | 0 |
| GUATEMALA | | | 0 | 0 |
| GUINEA | | | 0 | 0 |
| GUINEA-BISSAU | | | 0 | 0 |
| GUYANA | | | 0 | 0 |
| HAITI | | | 0 | 0 |
| HONDURAS | | | 0 | 0 |
| CHINA, HONG KONG SAR | | | 0 | 0 |
| HUNGARY | | | 0 | 0 |
| INDIA | 2 | 3 | 2 | 3 |
| INDONESIA | | | 0 | 0 |
| IRAN, THE ISLAMIC REPUBLIC OF | 1 | 5 | 1 | 5 |
| IRAQ | 11 | 7 | 11 | 7 |
| IRELAND | | | 0 | 0 |
| ISRAEL | | | 0 | 0 |
| ITALY | | | 0 | 0 |
| JAMAICA | | | 0 | 0 |
| JORDAN | 1 | 2 | 1 | 2 |
| KAZAKHSTAN | | | 0 | 0 |
| KENYA | 1 | 1 | 1 | 1 |
| KOREA, REPUBLIC OF | | | 0 | 0 |
| KOSOVO UNSCR 1244 | 5 | 4 | 5 | 4 |
| KUWAIT | | | 0 | 0 |
| KYRGYZSTAN | | | 0 | 0 |
| LAO PEOPLE'S DEMOCRATIC REPUBLIC | | | 0 | 0 |
| LATVIA | | | 0 | 0 |
| LEBANON | 1 | 2 | 1 | 2 |
| LIBERIA | | | 0 | 0 |
| LIBYAN ARAB JAMAHIRIYA | | | 0 | 0 |
| LITHUANIA | 1 | | 1 | 0 |
| MACEDONIA, The Former Yugoslav Republic of | 1 | | 1 | 0 |
| MADAGASCAR | | | 0 | 0 |
| MALAYSIA | | | 0 | 0 |
| MALI | | | 0 | 0 |
| MAURITANIA | | | 0 | 0 |
| MAURITIUS | | | 0 | 0 |
| MEXICO | | | 0 | 0 |
| MOLDOVA, REPUBLIC OF | | | 0 | 0 |
| MONGOLIA | 4 | 1 | 4 | 1 |
| MONTENEGRO | | | 0 | 0 |
| MOROCCO | 3 | 4 | 3 | 4 |
| MOZAMBIQUE | | | 0 | 0 |
| MYANMAR | | | 0 | 0 |
| NEPAL | 2 | 1 | 2 | 1 |
| NETHERLANDS ANTILLES | | | 0 | 0 |
| NICARAGUA | | | 0 | 0 |
| NIGER | | | 0 | 0 |
| NIGERIA | | 1 | 0 | 1 |
| NORWAY | | | 0 | 0 |
| PAKISTAN | 2 | 1 | 2 | 1 |
| PALESTINIAN TERRITORIES | | 2 | 0 | 2 |
| PANAMA | | | 0 | 0 |
| PARAGUAY | | | 0 | 0 |
| PERU | | 1 | 0 | 1 |
| PHILIPPINES | 1 | 1 | 1 | 1 |

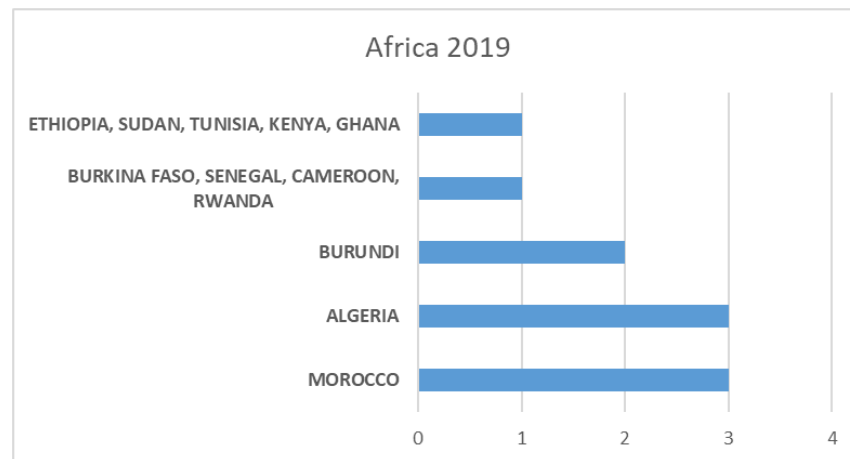
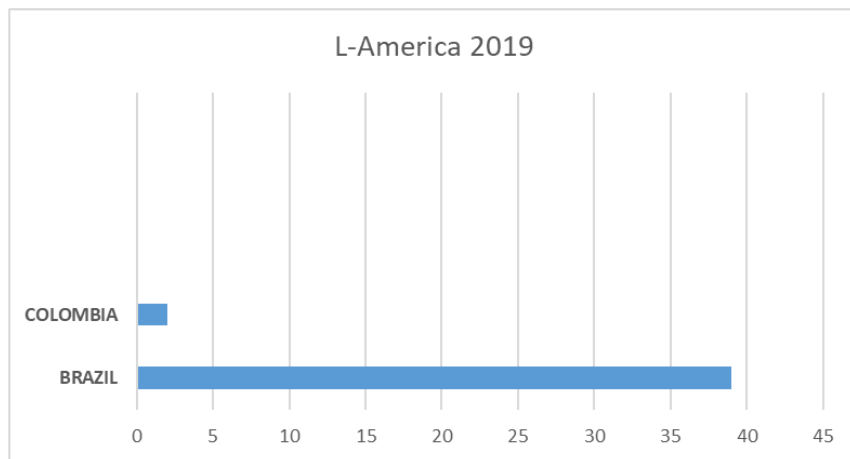
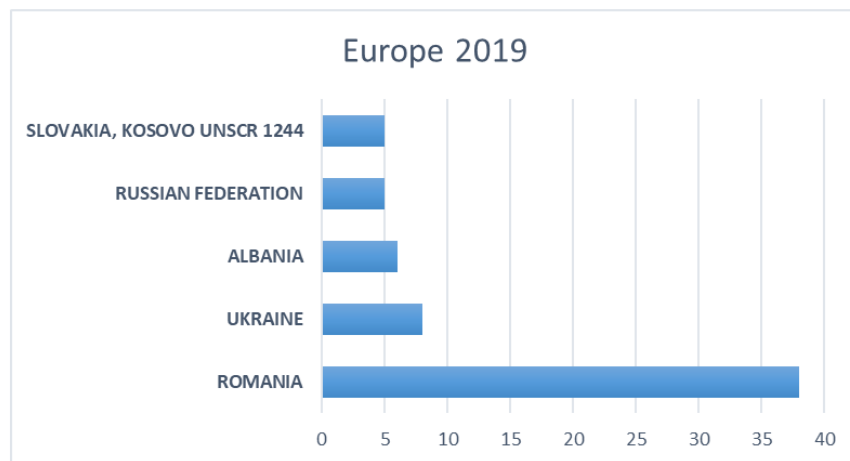
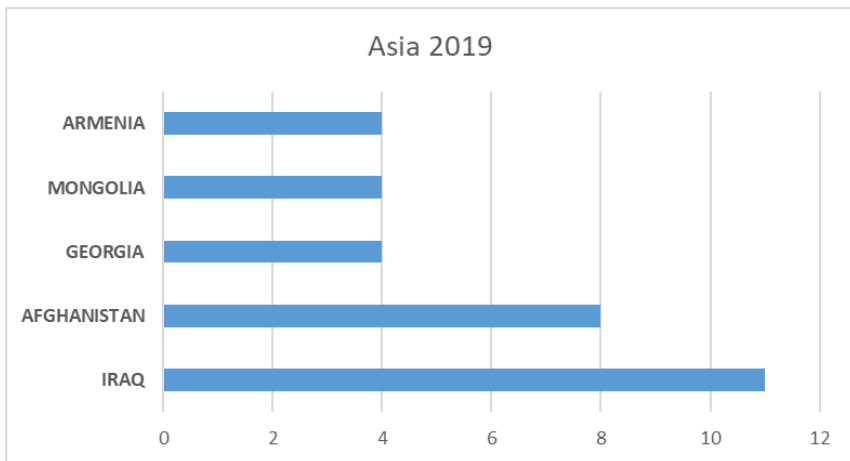


International Organization for Migration (IOM)
The UN Migration Agency

| Voluntary Returns Per Country of Destination - REAB | January | | Total Departures 2019 | Total Registrations 2019 |
|---|------------|------------|-----------------------|--------------------------|
| | Departed | Registered | | |
| POLAND | | | 0 | 0 |
| PORTUGAL | | | 0 | 0 |
| ROMANIA | 38 | 77 | 38 | 77 |
| RUSSIAN FEDERATION | 5 | 10 | 5 | 10 |
| RWANDA | 1 | 3 | 1 | 3 |
| SAUDI ARABIA | | | 0 | 0 |
| SAO TOME AND PRINCIPE | | | 0 | 0 |
| SENEGAL | 1 | | 1 | 0 |
| SERBIA | 3 | | 3 | 0 |
| SIERRA LEONE | | | 0 | 0 |
| SLOVAKIA | 5 | 8 | 5 | 8 |
| SOMALIA | | 1 | 0 | 1 |
| SOUTH AFRICA | | | 0 | 0 |
| REPUBLIC OF KOREA | | | 0 | 0 |
| SPAIN | | | 0 | 0 |
| SRI LANKA | 1 | 1 | 1 | 1 |
| SUDAN | 1 | 3 | 1 | 3 |
| SURINAME | | | 0 | 0 |
| SYRIAN ARAB REPUBLIC | | | 0 | 0 |
| SWEDEN | | | 0 | 0 |
| TAIWAN PROVINCE OF THE PEOPLE'S REPUBLIC OF CHINA | | | 0 | 0 |
| TAJIKISTAN | | | 0 | 0 |
| TANZANIA, UNITED REPUBLIC OF | | | 0 | 0 |
| THAILAND | | | 0 | 0 |
| TOGO | | | 0 | 0 |
| TUNISIA | 1 | 2 | 1 | 2 |
| TURKEY | | | 0 | 0 |
| TUVALU | | | 0 | 0 |
| UGANDA | | | 0 | 0 |
| UKRAINE | 8 | 9 | 8 | 9 |
| UNITED ARABES EMIRATES | | | 0 | 0 |
| UNITED KINGDOM | | | 0 | 0 |
| UNITED STATES OF AMERICA | | | 0 | 0 |
| URUGUAY | | | 0 | 0 |
| UZBEKISTAN | | | 0 | 0 |
| VENEZUELA (BOLIVARIAN REPUBLIC OF) | | 4 | 0 | 4 |
| VIET NAM | | | 0 | 0 |
| YEMEN | | | 0 | 0 |
| ZAMBIA | | | 0 | 0 |
| ZIMBABWE | | | 0 | 0 |
| Grand Total | 174 | 276 | 174 | 276 |



Main destinations Voluntary Returns per Continent 2019:





International Organization for Migration (IOM)
The UN Migration Agency

Voluntary Returns per Region / Continent 2019

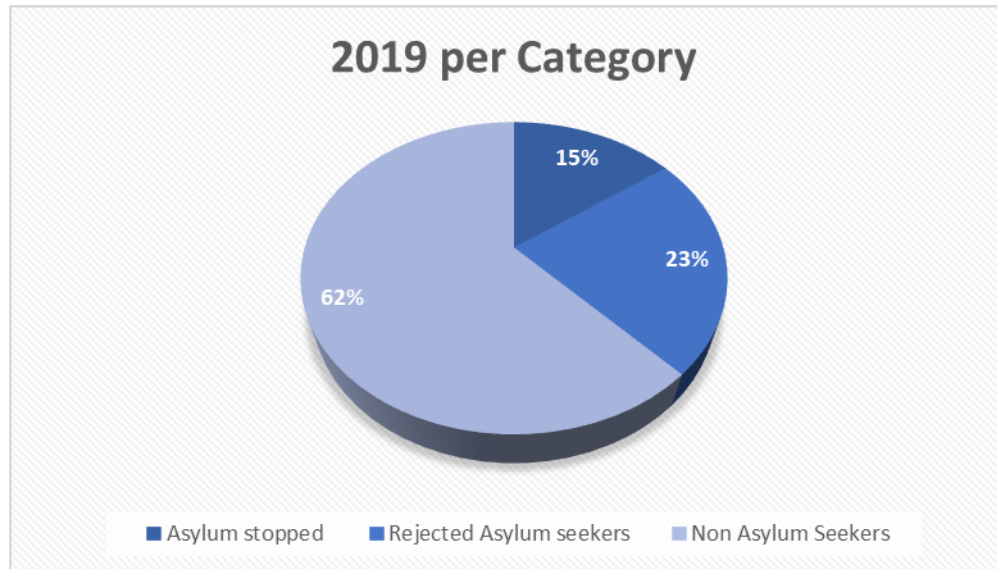
| Voluntary Returns per Continent | January | 2019 |
|---------------------------------|------------|------------|
| Africa | 17 | 17 |
| Asia | 42 | 42 |
| Europe | 74 | 74 |
| Latin America and the Caribbean | 41 | 41 |
| Northern America | 0 | 0 |
| Oceania | 0 | 0 |
| Grand Total | 174 | 174 |

Voluntary Returns per Province 2019

| Voluntary Returns per Province | January | 2019 |
|--------------------------------|------------|------------|
| Antwerpen | 23 | 23 |
| Brabant Wallon | 5 | 5 |
| Brussels City | 103 | 103 |
| Hainaut | 10 | 10 |
| Liège | 5 | 5 |
| Limburg | 4 | 4 |
| Luxembourg | 1 | 1 |
| Namur | 1 | 1 |
| Oost-Vlaanderen | 13 | 13 |
| Vlaams-Brabant | 4 | 4 |
| West-Vlaanderen | 5 | 5 |
| Grand Total | 174 | 174 |



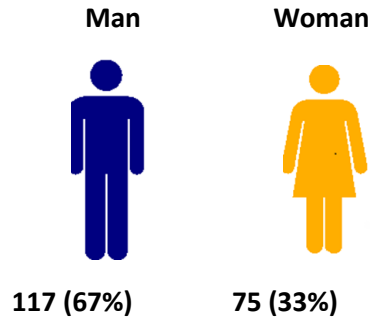
Voluntary Returns per Category 2019



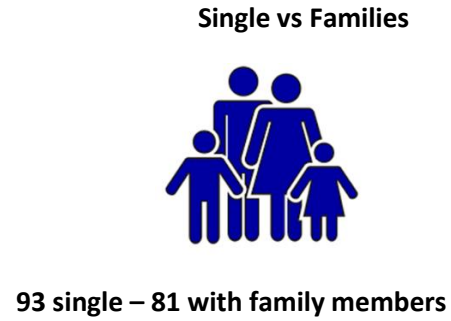
| Voluntary Returns per Category | January | 2019 |
|--------------------------------|---------|------|
| Asylum stopped | 26 | 26 |
| Rejected Asylum seekers | 40 | 40 |
| Non Asylum Seekers | 108 | 108 |
| Grand Total | 174 | 174 |



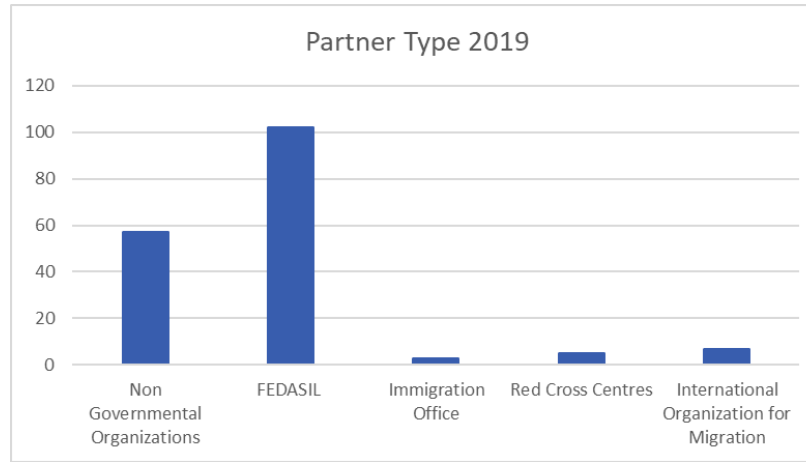
Voluntary Returns per Sex 2019



Voluntary Returns per Family composition 2019



Voluntary Returns per Partner Type 2019



| Referrals per type of Partner | January | 2019 |
|--|------------|------------|
| Non Governmental Organizations | 57 | 57 |
| FEDASIL | 102 | 102 |
| Immigration Office | 3 | 3 |
| Red Cross Centres | 5 | 5 |
| International Organization for Migration | 7 | 7 |
| Grand Total | 174 | 174 |



International Organization for Migration (IOM)
The UN Migration Agency

Voluntary Returns / Asylum Requests 2019:

| Month | Asylum Requests | Voluntary Returns |
|--------------------|------------------------|--------------------------|
| January | 2765 | 174 |
| February | | |
| March | | |
| April | | |
| May | | |
| June | | |
| July | | |
| August | | |
| September | | |
| October | | |
| November | | |
| December | | |
| Grand Total | 2765 | 174 |



Reintegration support IOM – January 2019

| Destination country AVRR – Reintegration IOM | Persons |
|--|-----------|
| IRAQ | 10 |
| AFGHANISTAN | 8 |
| BRAZIL | 5 |
| KOSOVO UNSCR 1244 | 5 |
| ALBANIA | 5 |
| SERBIA | 3 |
| PAKISTAN | 2 |
| GHANA | 1 |
| IRAN, ISLAMIC REPUBLIC OF | 1 |
| COLOMBIA | 1 |
| LEBANON | 1 |
| PHILIPPINES | 1 |
| SUDAN | 1 |
| SENEGAL | 1 |
| ALGERIA | 1 |
| SRI LANKA | 1 |
| KENYA | 1 |
| BURKINA FASO | 1 |
| JORDAN | 1 |
| Grand Total | 50 |

| Type of Vulnerability | Persons |
|-------------------------------------|-----------|
| Persons with medical needs | 7 |
| Persons with medical needs + escort | 0 |
| Pregnant women | 1 |
| Families with children | 7 |
| Single parents | 0 |
| Elderly persons | 0 |
| UAM | 1 |
| ex-UAM | 2 |
| VoT | 0 |
| UAM-VoT | 0 |
| Grand total | 18 |

(2 Families)