



ASSISTED VOLUNTARY RETURN FROM BELGIUM (REAB)

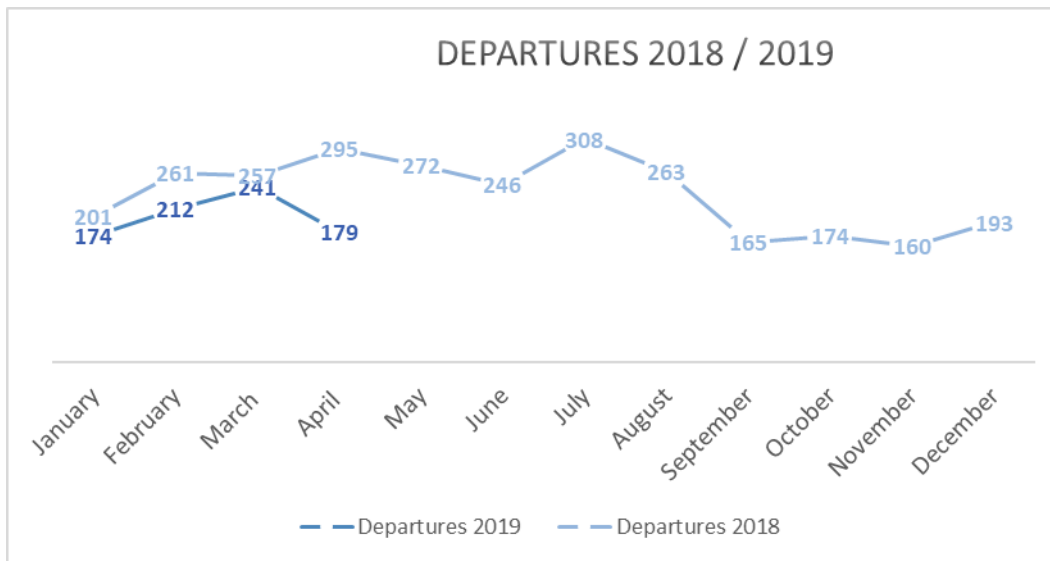
MONTHLY QUANTITATIVE REPORT – APRIL 2019

179 IOM AVRRs from Belgium in April. **89%** by plane, **11%** by land

34 % received a small cash reinstallation grant (EUR 250 adult/EUR 125 child) and **39** persons received transit assistance to reach final destination in April

806 IOM AVRRs from Belgium in 2019 to **63** countries of origin

Number of AVRR beneficiaries 2018/2019:





Total Voluntary Returns – April:

Countries or areas/places of return	April		Total Departures 2019	Total Registrations 2019
	Departed	Registered		
AFGHANISTAN	3	9	17	27
ALBANIA	5	18	18	42
ALGERIA		2	10	13
ANGOLA		3	0	4
ARGENTINA			1	1
ARMENIA	6	11	28	38
AUSTRALIA		1	0	1
AZERBAIJAN			0	0
BANGLADESH		1	1	2
BARBADOS			0	0
BELARUS	2	2	2	3
BENIN			0	0
BHUTAN			0	0
BOLIVIA (THE PLURINATIONAL STATE OF)			0	0
BOSNIA AND HERZEGOVINA			0	0
BOTSWANA			0	0
BRAZIL	45	70	169	230
BULGARIA			2	3
BURKINA FASO	1	1	3	4
BURUNDI	1		3	3
CAMBODIA			0	0
CAMEROON		1	1	2
CANADA			0	0
CABO VERDE			0	0
CENTRAL AFRICAN REPUBLIC			0	0
CHAD			0	0
CHILE			1	1
CHINA			1	1
COLOMBIA	2	4	13	19
CONGO (Brazzaville)			0	0
CONGO, DEMOCRATIC REPUBLIC OF	3	3	8	12
COSTARICA			0	0
CÔTE D'IVOIRE	1		2	3
CROATIA			0	0
CUBA			0	0
CURACAO			0	0
CZECHIA			0	0
DJIBOUTI			1	1
DOMINICAN REPUBLIC			1	1
ECUADOR		2	3	5
EGYPT	1	1	2	4
EL SALVADOR	1		1	2
EQUATORIAL GUINEA			0	0
ERITREA			0	0
ESTONIA			0	0
ETHIOPIA	1	2	3	6
GABON			0	0
GAMBIA			0	0
GEORGIA	11	28	29	53



International Organization for Migration (IOM)
The UN Migration Agency

Countries or areas/places of return	April		Total Departures 2019	Total Registrations 2019
	Departed	Registered		
GHANA	2	1	4	6
GREECE			0	0
GUATEMALA			1	1
GUINEA	1	2	1	3
GUINEA-BISSAU			0	0
GUYANA			0	0
HAITI			0	0
HONDURAS			0	0
CHINA, HONG KONG SAR			0	0
HUNGARY			0	0
INDIA	3		7	7
INDONESIA			1	1
IRAN (THE ISLAMIC REPUBLIC OF)	1	2	6	9
IRAQ	7	3	46	39
IRELAND			0	0
ISRAEL			0	0
ITALY			0	0
JAMAICA			0	0
JORDAN	1	1	2	3
KAZAKHSTAN			1	1
KENYA			1	1
KOREA, REPUBLIC OF			0	0
KUWAIT			0	0
KYRGYZSTAN			0	0
LAO PEOPLE'S DEMOCRATIC REPUBLIC			0	0
LATVIA	1	1	1	1
LEBANON	1	5	8	17
LIBERIA			0	0
LIBYAN ARAB JAMAHIRIYA			0	0
LITHUANIA			1	0
MADAGASCAR			0	0
MALAYSIA			0	0
MALI			0	0
MAURITANIA			0	0
MAURITIUS		1	0	1
MEXICO			2	2
MOLDOVA, REPUBLIC OF			0	0
MONGOLIA	1	2	15	15
MONTENEGRO			0	0
MOROCCO		1	6	8
MOZAMBIQUE			0	0
MYANMAR			0	0
NEPAL			3	2
NETHERLANDS ANTILLES			0	0
NICARAGUA			1	0
NIGER		1	1	2
NIGERIA	1	1	1	2
NORTH MACEDONIA	8		11	9
NORWAY			0	0
PAKISTAN	2	2	4	5
PALESTINIAN TERRITORIES			0	2
PANAMA			0	0
PARAGUAY			0	0
PERU	2		4	6
PHILIPPINES	1		2	1

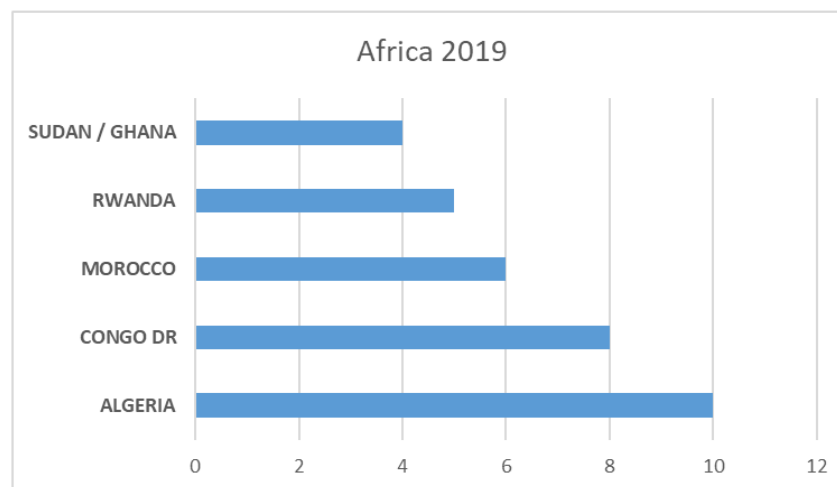
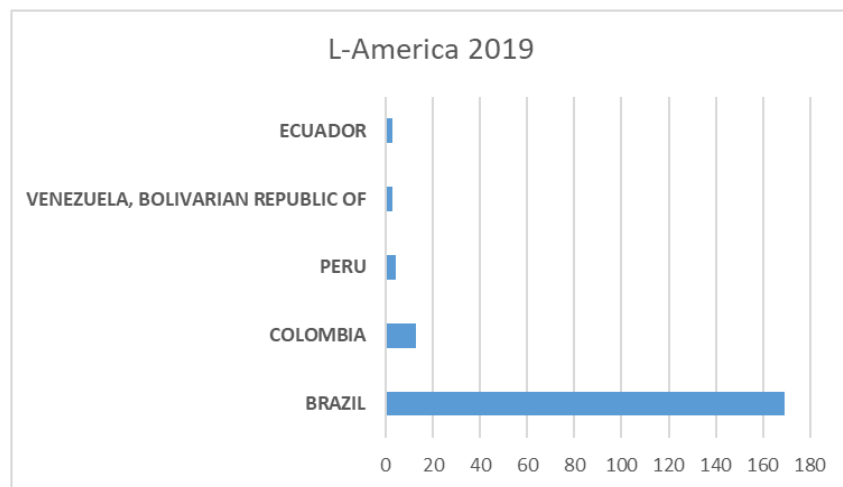
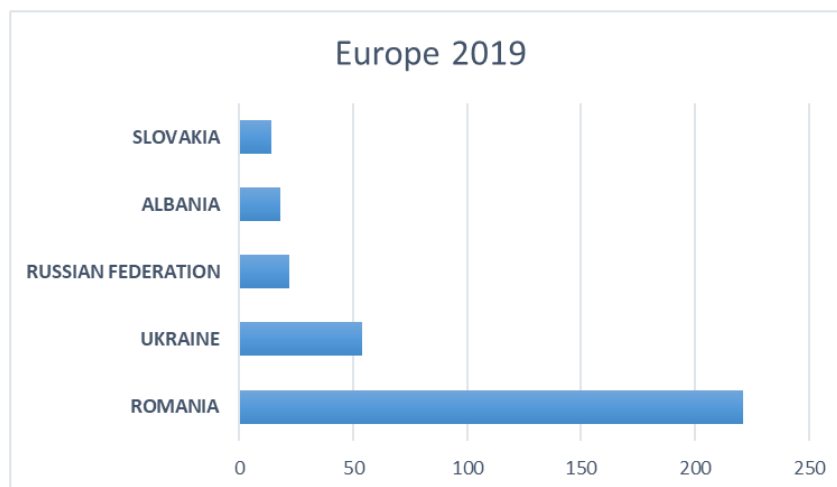
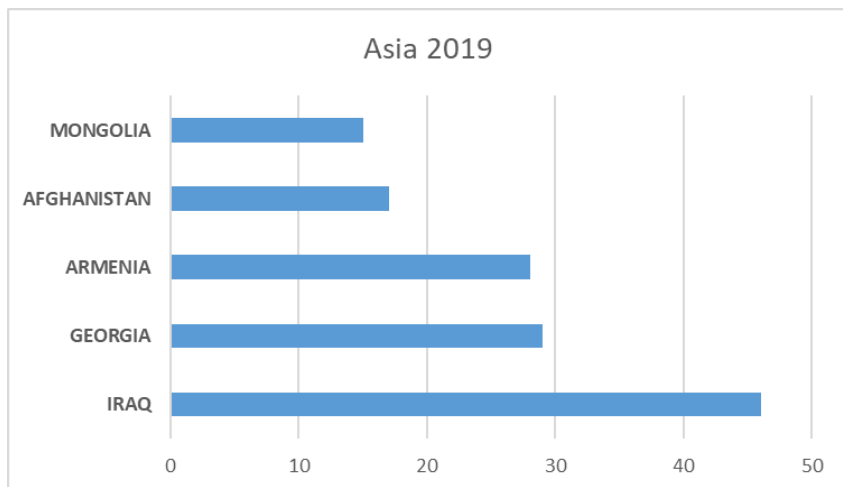


International Organization for Migration (IOM)
The UN Migration Agency

Countries or areas/places of return	April		Total Departures 2019	Total Registrations 2019
	Departed	Registered		
POLAND			0	0
PORTUGAL			0	0
ROMANIA	26	70	221	361
RUSSIAN FEDERATION	3	1	22	20
RWANDA	1	1	5	6
SAUDI ARABIA			0	0
SAO TOME AND PRINCIPE			0	0
SENEGAL			2	1
SERBIA	5	12	8	13
SIERRA LEONE			0	0
SLOVAKIA	2	10	14	22
SOMALIA			2	2
SOUTH AFRICA			0	0
REPUBLIC OF KOREA			0	0
SPAIN			0	0
SRI LANKA			1	1
SUDAN	1	1	4	6
SURINAME	1	1	2	1
SYRIAN ARAB REPUBLIC			0	0
SWEDEN			0	0
TAIWAN PROVINCE OF THE PEOPLE'S REPUBLIC OF CHINA			0	0
TAJKISTAN			0	0
TANZANIA, UNITED REPUBLIC OF			0	0
THAILAND			0	0
TOGO			0	0
TUNISIA		1	2	5
TURKEY	3	1	7	8
TUVALU			0	0
UGANDA			0	0
UKRAINE	20	29	54	66
UNITED ARABES EMIRATES			0	0
UNITED KINGDOM			0	0
UNITED STATES OF AMERICA			0	0
URUGUAY			0	0
UZBEKISTAN			0	0
VENEZUELA (BOLIVARIAN REPUBLIC OF)	2		3	8
VIET NAM			0	0
YEMEN			0	0
ZAMBIA			0	0
ZIMBABWE			0	0
KOSOVO UNSCR 1244			9	8
Grand Total	179	309	806	1153



Main destinations Voluntary Returns per Continent 2019:





International Organization for Migration (IOM)
The UN Migration Agency

Voluntary Returns per Region / Continent 2019

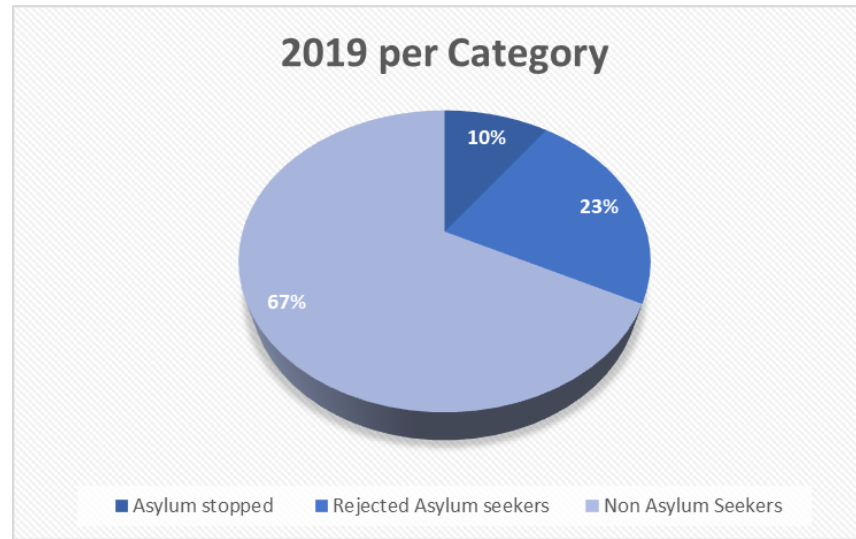
Voluntary Returns per Continent	January	February	March	April	2019
Africa	17	17	14	14	62
Asia	42	35	62	40	179
Europe	74	96	121	72	363
Latin America and the Caribbean	41	64	44	53	202
Northern America	0	0	0	0	0
Oceania	0	0	0	0	0
Grand Total	174	212	241	179	806

Voluntary Returns per Province 2019

Voluntary Returns per Province	January	February	March	April	2019
Antwerpen	23	19	35	23	100
Brabant Wallon	5	0	8	0	13
Brussels City	103	162	160	110	535
Hainaut	10	4	5	3	22
Liège	5	5	10	9	29
Limburg	4	2	7	2	15
Luxembourg	1	3	1	5	10
Namur	1	0	2	15	18
Oost-Vlaanderen	13	9	6	5	33
Vlaams-Brabant	4	4	2	4	14
West-Vlaanderen	5	4	5	3	17
Grand Total	174	212	241	179	806

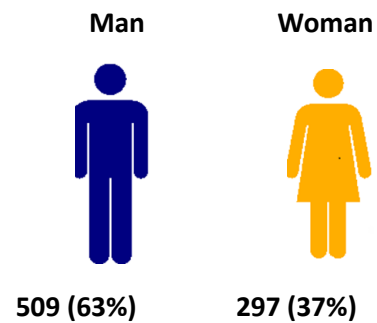


Voluntary Returns per Category 2019

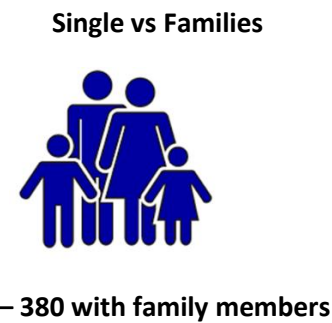


Voluntary Returns per Category	January	February	March	April	2019
Asylum stopped	26	8	23	23	80
Rejected Asylum seekers	40	39	57	46	182
Non Asylum Seekers	108	165	161	110	544
Grand Total	174	212	241	179	806

Voluntary Returns per Sex 2019

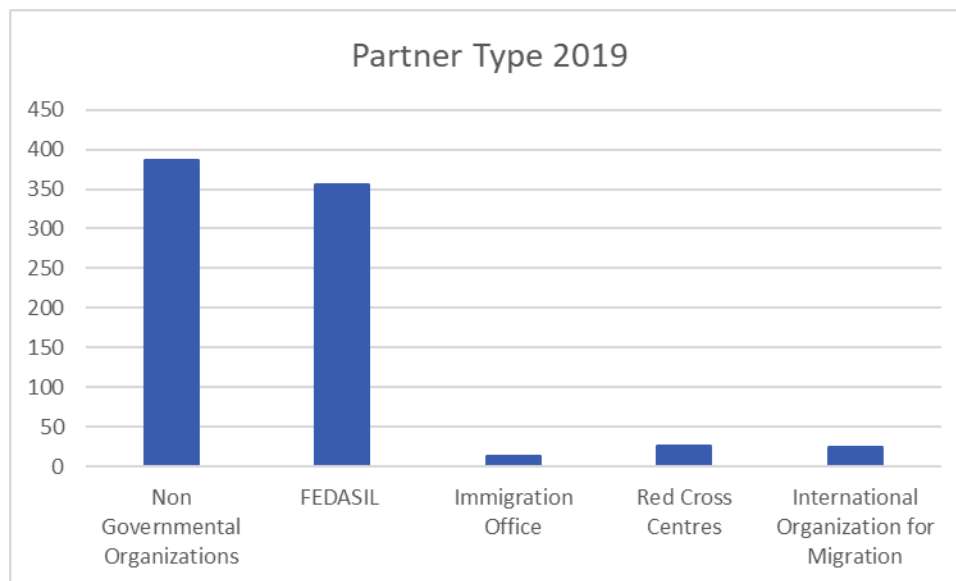


Voluntary Returns per Family composition 2019





Voluntary Returns per Partner Type 2019



Referrals per type of Partner	January	February	March	April	2019
Non Governmental Organizations	57	85	148	96	386
FEDASIL	102	115	73	65	355
Immigration Office	3	5	1	5	14
Red Cross Centres	5	5	9	8	27
International Organization for Migration	7	2	10	5	24
Grand Total	174	212	241	179	806



International Organization for Migration (IOM)
The UN Migration Agency

Voluntary Returns / Asylum Requests 2019:

Month	Asylum Requests	Voluntary Returns
January	2765	174
February	2063	212
March	2118	241
April		179
May		
June		
July		
August		
September		
October		
November		
December		
Grand Total	6946	806



Reintegration support IOM – April 2019

Destination country AVRR – Reintegration IOM	Persons
AFGHANISTAN	3
ALBANIA	4
ARMENIA	1
BELARUS	1
BRAZIL	3
BURKINA FASO	1
CONGO, THE DEMOCRATIC REPUBLIC OF THE	1
EL SALVADOR	1
ETHIOPIA	1
GEORGIA	2
GHANA	2
GUINEA	1
INDIA	2
IRAN, ISLAMIC REPUBLIC OF	1
IRAQ	5
NORTH MACEDONIA, THE REPUBLIC OF	3
PAKISTAN	1
PERU	2
PHILIPPINES	1
RUSSIAN FEDERATION	3
SERBIA	5
SUDAN	1
TURKEY	3
VENEZUELA, BOLIVARIAN REPUBLIC OF	2
Grand Total	50

Type of Vulnerability	Persons
Persons with medical needs	9
Persons with medical needs + escort	0
Pregnant women	1
Families with children	12
Single parents	1
Elderly persons	0
UAM	0
ex-UAM	1
VoT	0
UAM-VoT	0
Grand total	24

(4 Families)