



International Organization for Migration (IOM)  
The UN Migration Agency

# IOM BELGIUM

## MIGRANT ASSISTANCE UNIT - OVERVIEW 2016

KEY DATA 2016 – ASSISTED VOLUNTARY RETURNS (AVR) ORGANIZED BY IOM

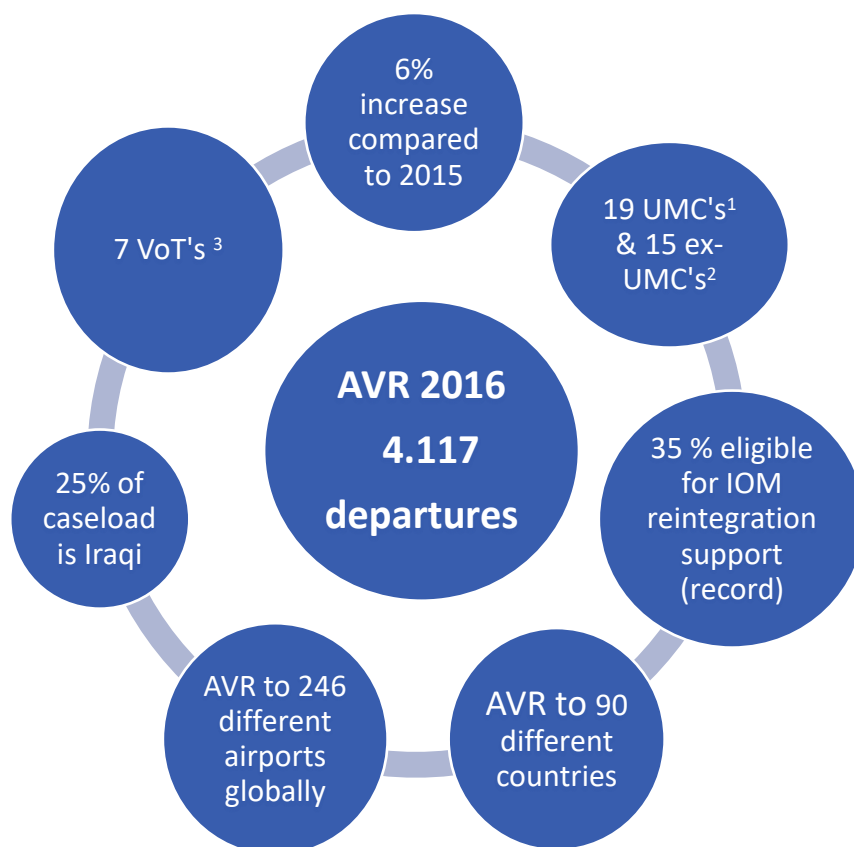


Chart 1: Key data of AVRR from Belgium 2006 – 2016

1 UMC's: Unaccompanied Migrant Children

2 Ex-UMC's: aged out UMC until 21 years old included

3 VoT's: Victims of Trafficking

Country Office for Belgium and Luxembourg  
40, Rue Montoyerstraat 3<sup>rd</sup> floor • 1000 Brussels • Belgium  
Tel: +32.2.287.70.00 • Fax: +32.2.287.70.05 • E-mail: [iombrussels@iom.int](mailto:iombrussels@iom.int)  
[belgium.iom.int](http://belgium.iom.int)

## OVERVIEW SINCE IOM STARTED WITH REINTEGRATION ASSISTANCE 2006-2016

Year	2006	2007	2008	2009	2010	2011	2012	2013	2014	2015	2016	Total
AVR	2.811	2.593	2.669	2.659	2.957	3.358	4.694	4.388	3.495	3.870	4.117	37.611
With Reintegration	44	251	510	435	659	840	1.353	1.229	975	1.262	1.457	9.015
% with Reintegration	1.6	9.7	19.1	16.4	22.3	25.0	28.8	28.0	27.9	32.6	35.4	22,4

Table 1: Overview of AVRR from Belgium 2006 - 2016

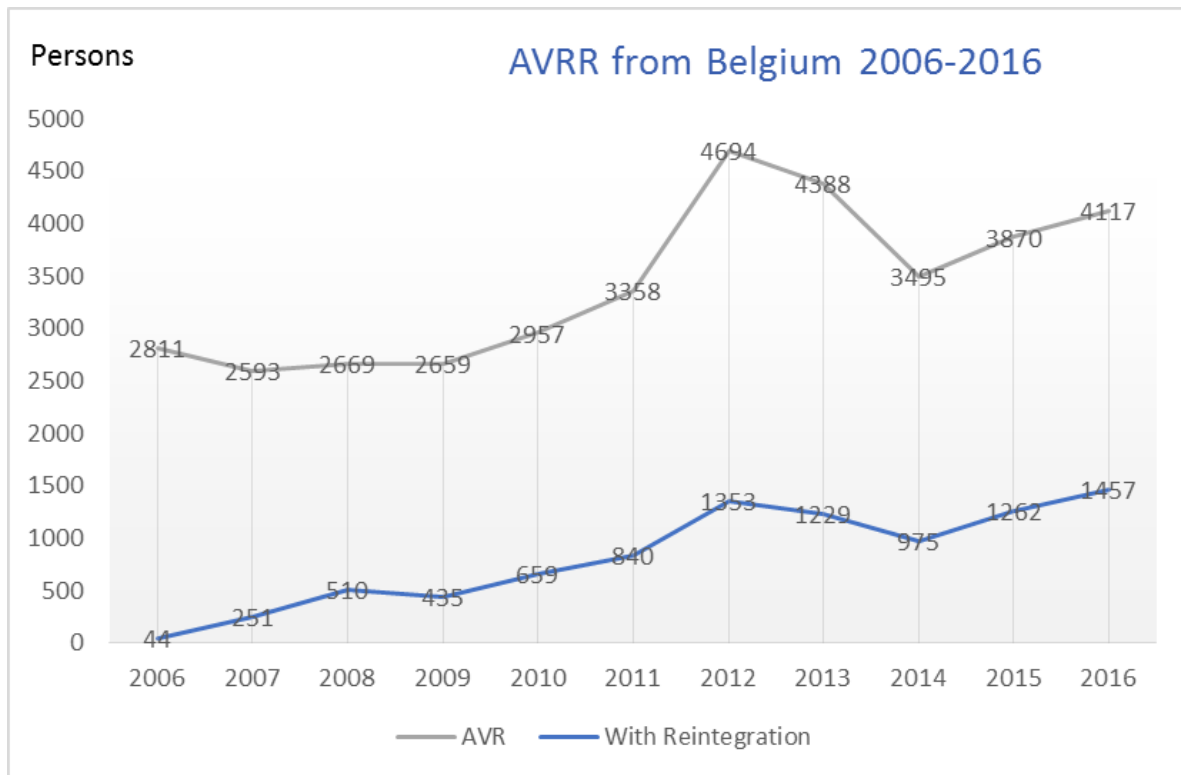



Chart 2: Overview of AVRR from Belgium 2006 - 2016

## PROFILE OF THE AVR RETURNNEES



531 families – 2.619 single

Figure 1: Sex breakdown of AVRR beneficiaries 2016

Figure 2: family status breakdown of AVRR beneficiaries 2016

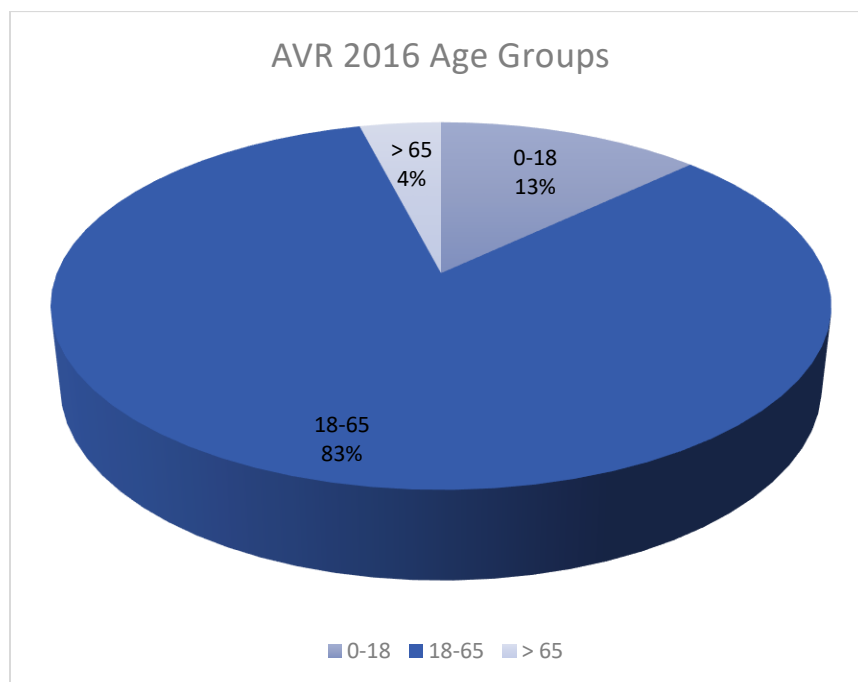


Chart 3: Age breakdown AVRR from Belgium 2006 – 2016

The caseload assisted within the Belgian AVRR context in 2016 was mainly male (71%) and of working age (83% between 18 and 65 years old). 531 persons returned in a family context, but the biggest part were single (man).

## TOP AVRR COUNTRIES AND TRENDS 2015-2016

IOM assisted migrants with AVR to 90 different destinations. The main countries of destination were Iraq, Ukraine and Romania. Returnees eligible for reintegration by IOM returned mainly to Iraq, Afghanistan and Georgia. The averages for 2015 and 2016 are departures per month and have been used to measure trends. The table with % of reintegration 2016 gives an idea of how many returnees benefited from reintegration assistance. This percentage is much higher for countries such as Iraq, Afghanistan and Iran than for Romania, Ukraine and Brazil.

COUNTRY -TOP '16	Total '16	With R. '16	% 16 with Reint.	Average '15	Average '16	TREND '15 '16
IRAQ	1.062	736	69.3	84.5	88.5	UP
UKRAINE	646	18	2.8	44.9	53.8	UP
ROMANIA	596	2	0.3	44.8	49.7	UP
BRAZIL	227	8	3.5	15.3	18.9	UP
RUSSIAN FEDERATION	167	60	35.9	21.3	13.9	DOWN
AFGHANISTAN	161	126	78.3	4.5	13.4	UP
MONGOLIA	156	11	7.1	9.6	13.0	UP
GEORGIA	122	45	36.9	10	10.2	EQUAL
ALBANIA	102	37	36.3	4.9	8.5	UP
KOSOVO UNSC 1244	76	41	53.9	10.4	6.3	DOWN
FYROM	50	33	66.0	4.7	4.2	DOWN
IRAN	54	35	64.8	1.3	4.5	UP
ARMENIA	53	23	43.4	6.6	4.4	DOWN
MOROCCO	49	16	32.7	3.9	4.1	UP
LEBANON	41	23	56.1	2.5	3.4	UP
SLOVAKIA	40	0	0.0	5.4	3.3	DOWN

Table 2: Top host countries, returns assisted with or without reintegration, monthly averages and trends comparison between 2015 and 2016

## OPERATIONAL ASSISTANCE DURING RETURN 2016

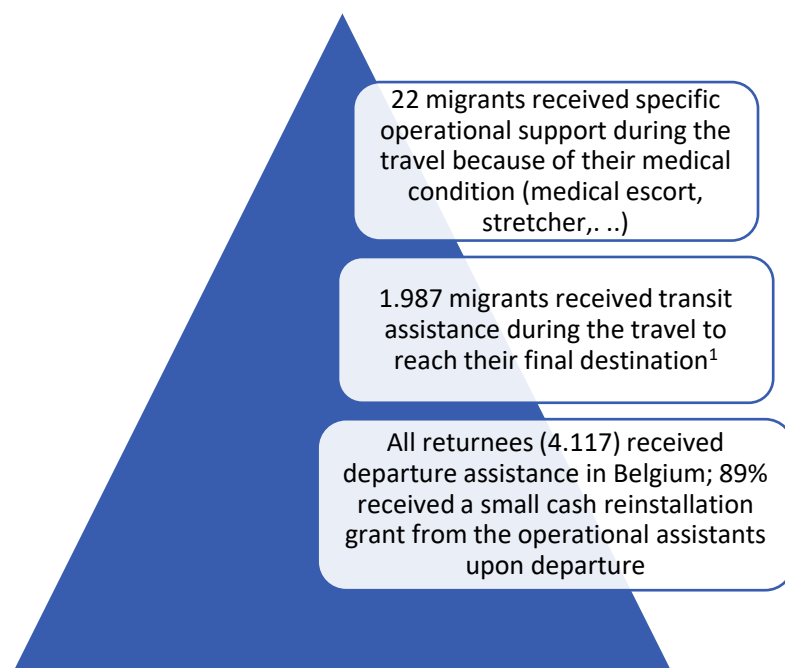


Figure 3: Operational transit assistance provided in 2016 for departures from Belgium

<sup>1</sup> Transit assistance was organized in destinations such as Amsterdam, Paris, Istanbul, Lisbon, Vienna and Zurich. Russian returnees who received assistance in Moscow to reach Grozny, Makhachkala, etc. technically did not benefit from transit assistance; they received onward transportation assistance.

## REINTEGRATION ASSISTANCE 2016

1.457 returnees received reintegration support by the IOM office in the countries of origin. The returnees eligible for such support mainly returned to Iraq and Afghanistan. IOM organized reintegration support in 75 different countries.

Type	Package	Persons assisted 2016
Basic reintegration support	EUR 700	788
Enhanced reintegration support	Between EUR 1000 and EUR 1500	577
Vulnerable Cases grant	Tailored assistance adapted to the needs	130

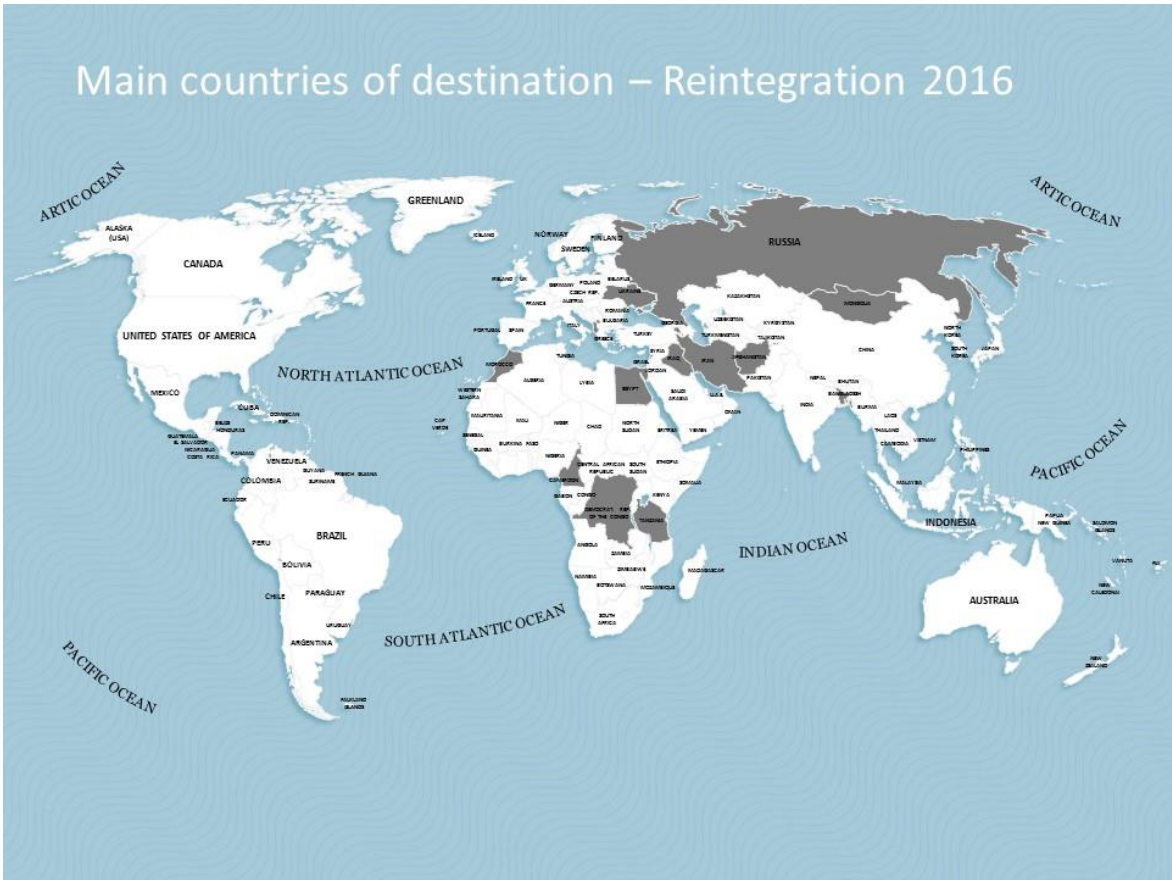
Table 3: Types of reintegration assistance received and persons assisted in 2016

Total reintegration expenditure 2016	%
(Temporary) Accommodation	16
Material assistance (basic household goods)	12
Income generating activities	65
Health concerns	4
Training	2
Other	1

Table 4: Types of reintegration expenditures 2016

If eligible, migrants can benefit from in-kind reintegration support packages within the Belgian AVRR programme, in addition to a small reinstallation cash grant upon departure. Most returnees used the reintegration grant for income generating activities and temporary accommodation. In-kind assistance facilitates monitoring of the returnee’s reintegration process through individual counselling on expenditures linked with the pre-departure context.

The map below indicates the 20 main countries of return for cases eligible for reintegration support.



Map 1: Top 20 host countries for AVRR in 2016

Country	Persons
IRAQ	736
AFGHANISTAN	126
RUSSIAN FEDERATION	60
GEORGIA	45
KOSOVO UNSC 1244	41
ALBANIA	37
IRAN, ISLAMIC REPUBLIC OF	35
FYROM	33
ARMENIA	23
LEBANON	23
SERBIA	21
UKRAINE	18
MOROCCO	16
CONGO DRC	14
TANZANIA	12
MONGOLIA	11
EGYPT	10
AZERBAIJAN	9
BANGLADESH	8
BRAZIL	8

Table 5: Persons assisted in the top 20 host countries for AVRR in 2016

## PRE-DEPARTURE COUNSELING & ASSISTANCE TO VULNERABLE CASES 2016

758 meetings were organized in 2016 with several (sometimes vulnerable) migrants to assess their specific needs and effectively plan their return. During this pre-departure counselings, all aspects of the return - such as transportation and post-arrival assistance - were extensively discussed. The counselor also collected and provided adequate, neutral and timely information on the possibilities of reintegration. 38% of these meetings were organized externally in the premises of one of IOM's voluntary return partners. Most migrants were also able to visit IOM's well equipped counseling space, for example to participate in a Skype call with colleagues in the country of origin or to discuss tools to develop a Micro Business plan, tailored to their needs.

For most of the vulnerable cases, IOM increased its capacity during 2016. An overview of activities and participation in info sessions for Unaccompanied Migrant Children, Victims of Trafficking and persons with severe medical needs can be found below.

Pre-departure	UMC <sup>1</sup>	Ex-UMC <sup>2</sup>	Heavy Medical Cases	VoT's <sup>3</sup>
Counselings @ IOM	30	12	4	1
External counselings	5	1	15	5
Cancellations	15	1	15	5
Family assessments	15	1	5	0
Participation in info sessions	9	2	4	1

Table 6: Pre-departure activities for UMC, Ex-UMC, Heavy Medical Cases and VoTs in 2016

The chart below gives an overview of the assisted voluntary returns of vulnerable cases:

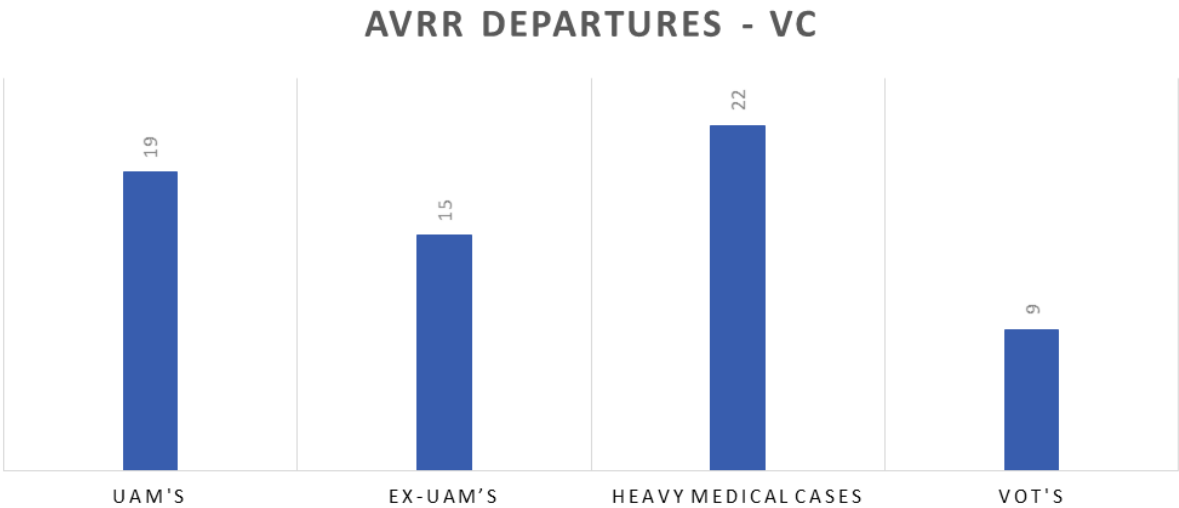


Chart 4: Breakdown of assisted migrants per type of vulnerability in 2016

## THE IRAQI CASELOAD – ANALYSIS 2016

In 2016, 25% of the AVR caseload returned to Iraq (1.062), mainly to Baghdad. This increase since the summer of 2015 is linked to the overall migration crisis. In February 2016, upon request of the Belgian State Secretary for Asylum and Migration, Mr Theo Francken, IOM Belgium organized a charter flight with 106 Iraqi nationals on board in coordination with the Iraqi Embassy and Fedasil. The migrants were

<sup>1</sup> UMC's: Unaccompanied Migrant Children  
<sup>2</sup> Ex-UMC's: aged out UMC until 21 years old included  
<sup>3</sup> Victims of Trafficking



assisted by IOM in Brussels, during the flight and upon arrival in Baghdad by IOM Iraq. The numbers have stabilized since spring 2016.

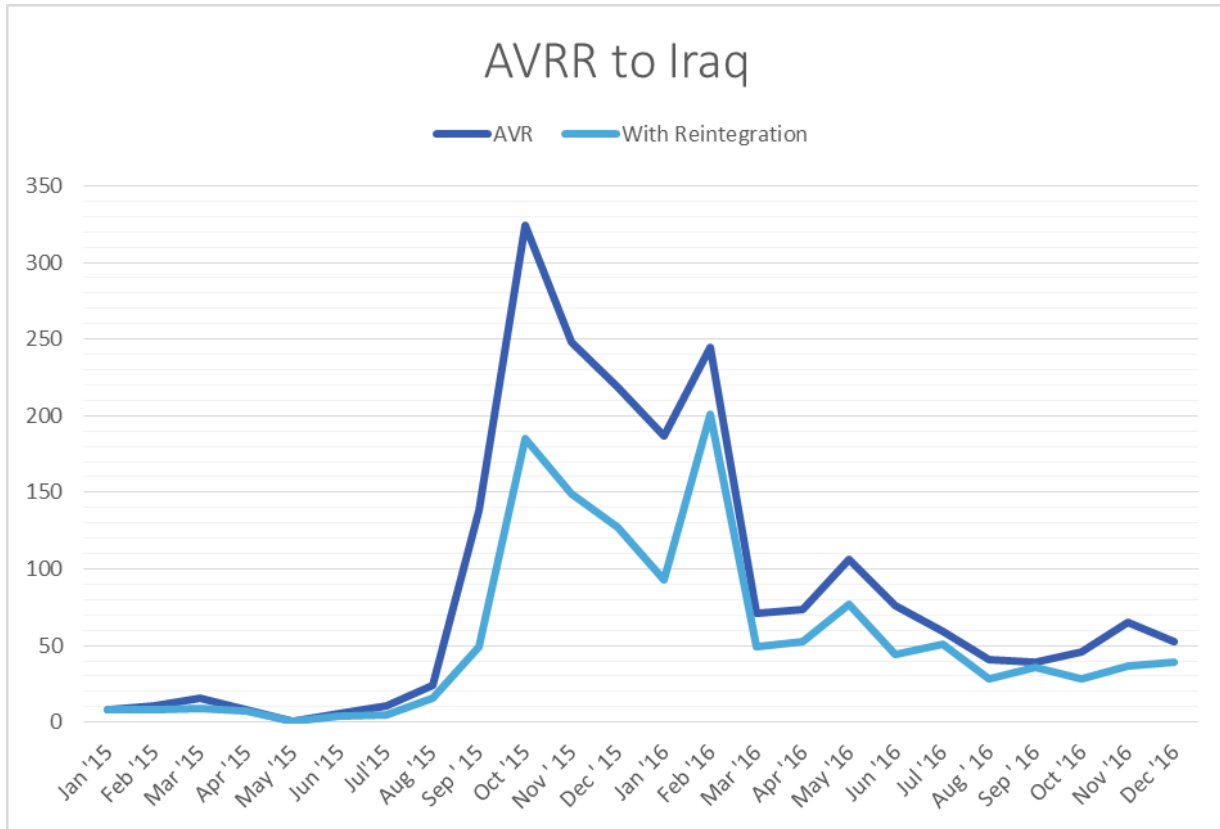


Chart 5: Breakdown of monthly AVRR to Iraq from Belgium in 2016

Final destination	Persons
Baghdad	758
Basra	99
Erbil	100
Najaf	75
Sulaymaniyah	30
<b>Grand Total</b>	<b>1062</b>

Table 7: Final destinations in Iraq and number of persons returned in 2016

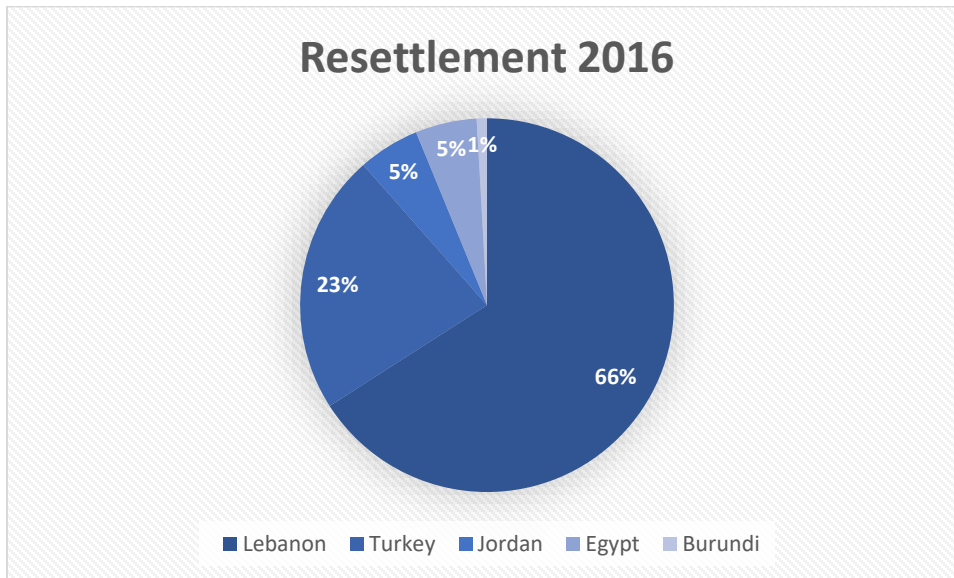


Chart 6: Top five countries of origin assisted with resettlement in 2016

IOM Belgium assisted 452 migrants with resettlement from different destinations to Belgium. The main caseload were Syrian refugees who departed from Lebanon. In cooperation with Fedasil and with the Office of the Commissioner General for Refugees and Stateless Persons (CGRS), logistical support has been provided for the Selection Missions and Cultural Orientation Missions in Lebanon and Turkey.

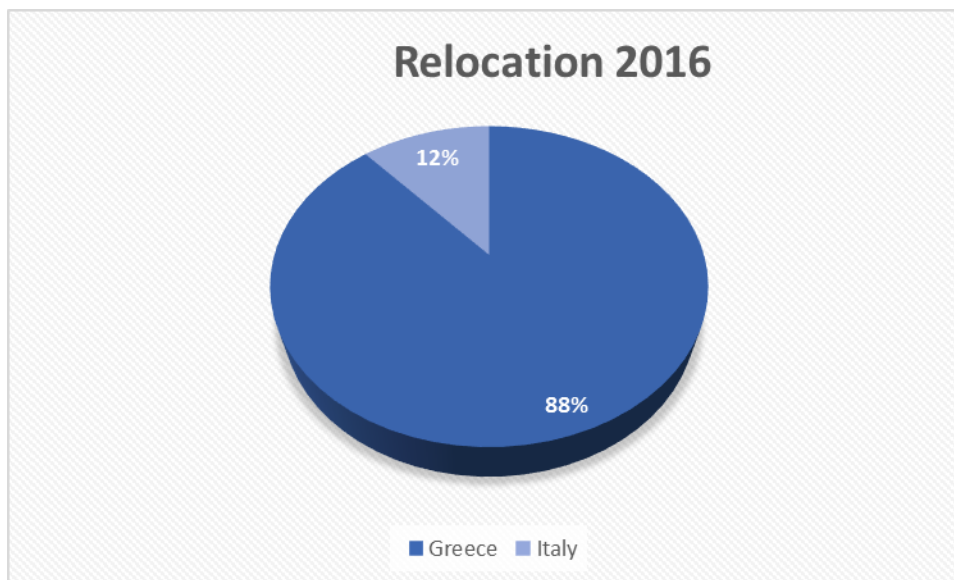


Chart 7: Countries of origin assisted with relocation in 2016

The IOM Movement team also assisted 200 migrants who benefited from support with relocation to Belgium from Greece and Italy. IOM Brussels was requested to provide arrival assistance, local transportation and lunch packages to the persons arriving in Belgium.

**FAMILY REUNIFICATION IN 2016**

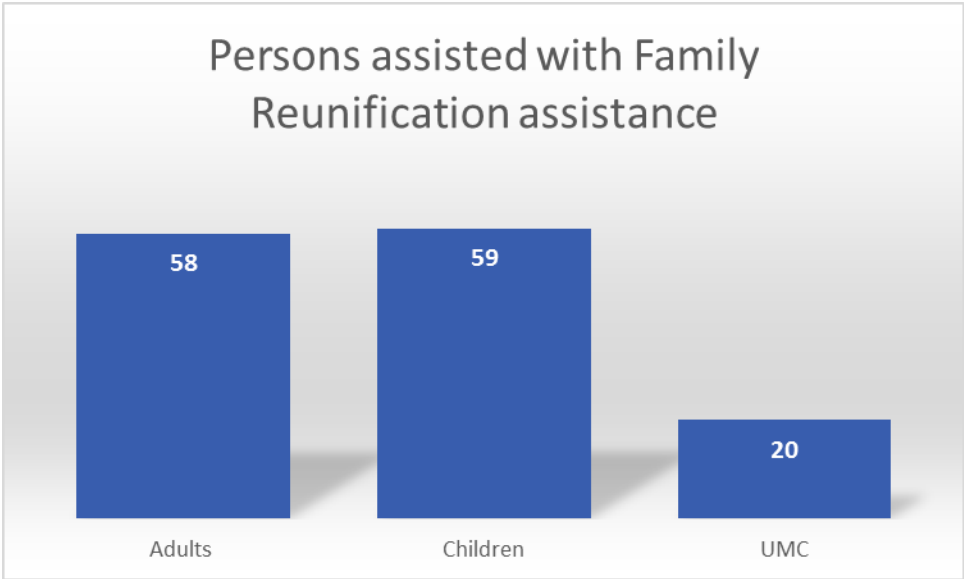


Chart 8: Persons assisted with family reunification assistance in 2016

The biggest part of the caseload assisted with Family Reunification originates from Afghanistan (52), Uganda (19), Kenya, Turkey and Guinea. IOM Belgium assisted 20 unaccompanied minors’ children to find reunification with their parents in coordination with IOM’s missions in countries of origin.

## LIST OF FIGURES, TABLES; CHARTS AND MAPS

Chart 1: Key data of AVRR from Belgium 2006 – 2016

Chart 2: Overview of AVRR from Belgium 2006 – 2016

Figure 1: Sex breakdown of AVRR beneficiaries 2016

Figure 2: family status breakdown of AVRR beneficiaries 2016

Chart 3: Age breakdown AVRR from Belgium 2006 – 2016

Table 1: Overview of AVRR from Belgium 2006 - 2016

Table 2: Top host countries, returns assisted with or without reintegration, monthly averages and trends comparison between 2015 and 2016

Figure 3: Operational transit assistance provided in 2016 for departures from Belgium

Table 3: Types of reintegration assistance received and persons assisted in 2016

Table 4: Types of reintegration expenditures 2016

Map 1: Top 20 host countries for AVRR in 2016

Table 5: Persons assisted in the top 20 host countries for AVRR in 2016

Table 6: Pre-departure activities for UMC, Ex-UMC, Heavy Medical Cases and VoTs in 2016

Chart 4: Breakdown of assisted migrants per type of vulnerability in 2016

Chart 5: Breakdown of monthly AVRR to Iraq from Belgium in 2016

Table 7: Final destinations in Iraq and number of persons returned in 2016

Chart 6: Top five countries of origin assisted with resettlement in 2016

Chart 7: Countries of origin assisted with relocation in 2016

Chart 8: Persons assisted with family reunification assistance in 2016