



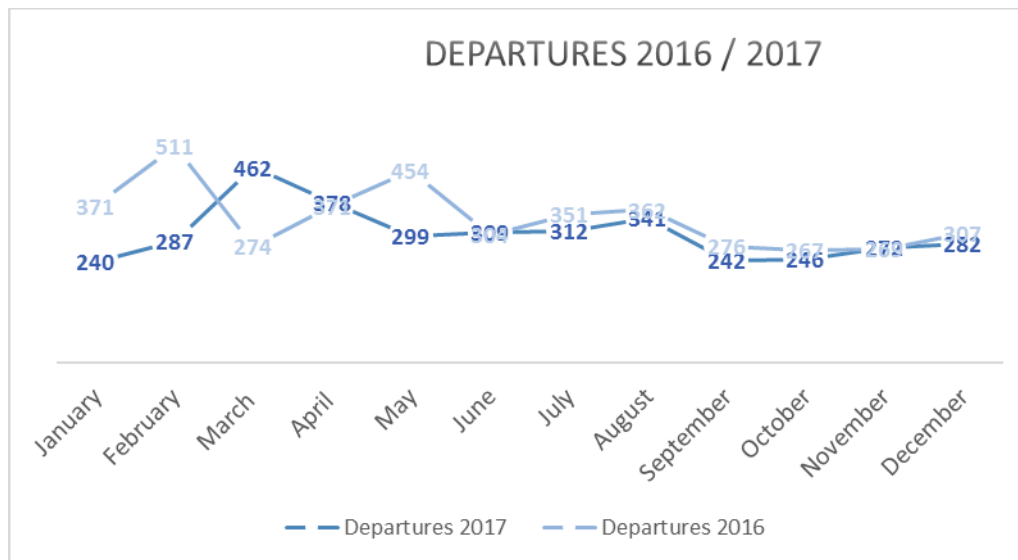
ASSISTED VOLUNTARY RETURN FROM BELGIUM (REAB)

YEARLY QUANTITATIVE REPORT –2017

In 2017, IOM facilitated 3.670 voluntary returns (AVR) from Belgium to 92 different countries. Out of these departures, 988 persons received reintegration support. The main destinations for AVR assistance were Ukraine, Romania, Iraq, Georgia and Brazil while the main destinations for which beneficiaries received reintegration support (AVRR assistance) were Iraq, Albania, Georgia, Ukraine and Afghanistan.

Destination country	AVR (persons)	Destination country	AVRR (persons)
UKRAINE	899	IRAQ	252
ROMANIA	616	ALBANIA	81
IRAQ	376	GEORGIA	68
GEORGIA	280	UKRAINE	54
BRAZIL	279	AFGHANISTAN	53
ALBANIA	128	KOSOVO UNSC-1244	52
MONGOLIA	106	RUSSIAN FEDERATION	45
RUSSIAN FEDERATION	86	SERBIA	40
KOSOVO UNSC-1244	68	FYROM	32
SLOVAKIA	63	LEBANON	24
Other countries	769	Other countries	287
Total	3670	Total	988

Number of AVRR beneficiaries 2016/2017:





International Organization for Migration (IOM)
The UN Migration Agency

Total Voluntary Returns – 2017:

Voluntary Returns Per Country of Destination - REAB	Total Departures 2017	Total Registrations 2017
AFGHANISTAN	57	68
ALBANIA	128	152
ALGERIA	21	30
ANGOLA	9	16
ARGENTINA	0	0
ARMENIA	55	67
AZERBAIJAN	7	8
BANGLADESH	11	18
BARBADOS	0	1
BELARUS	15	20
BENIN	2	4
BHUTAN	0	0
BOLIVIA	4	4
BOSNIA AND HERZEGOVINA	18	12
BOTSWANA	1	1
BRAZIL	279	315
BULGARIA	19	22
BURKINA FASO	3	3
BURUNDI	4	8
CAMBODIA	0	0
CAMEROON	12	17
CANADA	0	0
CAPE VERDE	0	0
CENTRAL AFRICAN REPUBLIC	1	1
CHAD	0	0
CHILE	6	6
CHINA	8	11
COLOMBIA	8	11
CONGO	1	1
CONGO DRC	12	12
COSTA RICA	1	0
COTE D'IVOIRE	3	4
CROATIA	0	1
CUBA	0	1
CZECH REPUBLIC	1	1
DJIBOUTI	11	12
DOMINICAN REPUBLIC	0	0
ECUADOR	2	3
EGYPT	5	7
EL SALVADOR	2	2
EQUATORIAL GUINEA	0	0
ERITREA	0	0



International Organization for Migration (IOM)

The UN Migration Agency

ESTONIA	0	0
ETHIOPIA	2	2
FYROM	42	40
GABON	1	1
GAMBIA	1	3
GEORGIA	280	318
GHANA	7	9
GUATEMALA	3	3
GUINEA	10	16
GUINEA-BISSAU	0	0
GUYANA	2	2
HAITI	0	0
HONDURAS	3	6
HONG KONG	0	0
HUNGARY	16	19
INDIA	18	24
INDONESIA	2	0
IRAN, ISLAMIC REPUBLIC OF	18	20
IRAQ	376	435
ISRAEL	0	1
ITALY	0	0
JAMAICA	0	0
JORDAN	7	14
KAZAKHSTAN	9	10
KENYA	5	6
KOREA, REPUBLIC OF	0	0
KOSOVO UNSCR 1244	74	76
KUWAIT	0	0
KYRGYZSTAN	1	0
LAOS	2	2
LATVIA	1	1
LEBANON	26	31
LIBERIA	1	1
LIBYAN ARAB JAMAHIRIYA	0	1
LITHUANIA	3	4
MADAGASCAR	1	1
MALAYSIA	0	0
MALI	1	0
MAURITANIA	5	4
MAURITIUS	8	8
MEXICO	0	2
MOLDOVA, REPUBLIC OF	8	8
MONGOLIA	106	120
MONTENEGRO	0	0
MOROCCO	57	87
MOZAMBIQUE	0	0
NEPAL	10	14
NICARAGUA	0	0
NIGER	6	13



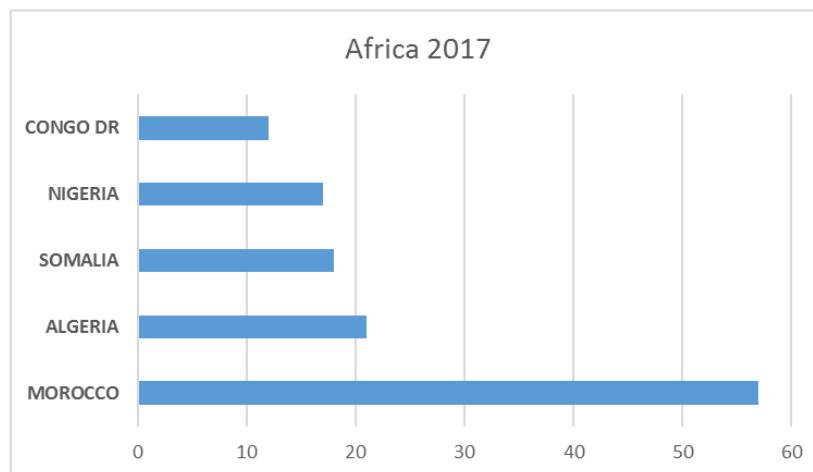
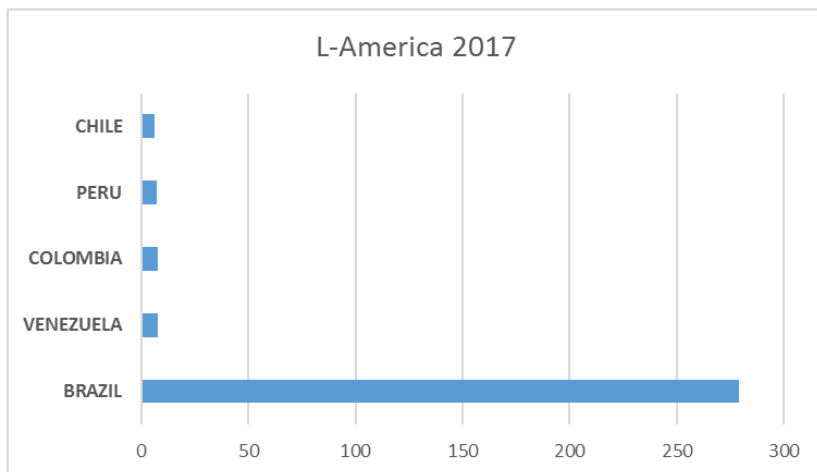
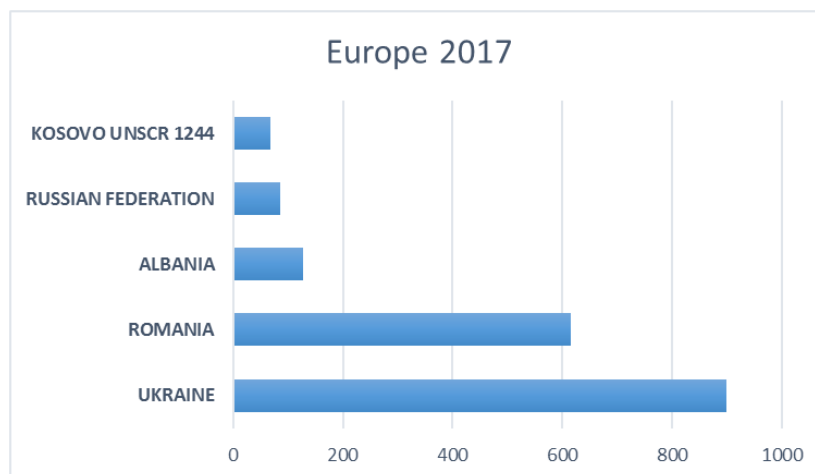
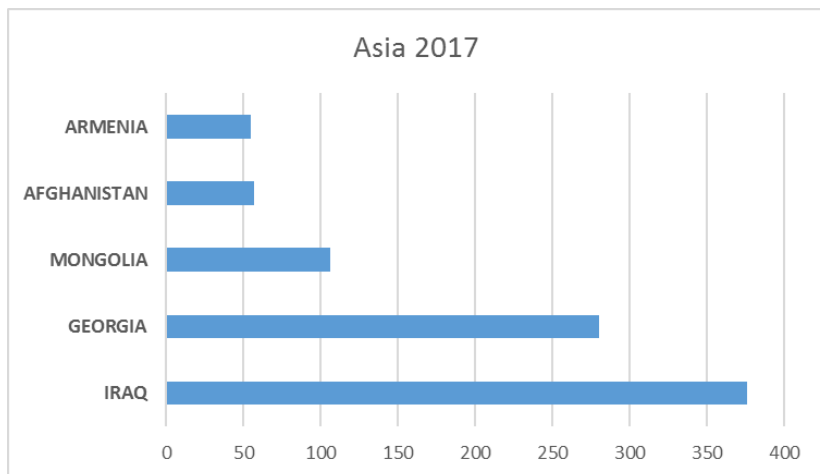
International Organization for Migration (IOM)

The UN Migration Agency

NIGERIA	17	18
NORWAY	1	1
PAKISTAN	19	21
PALESTINIAN TERRITORY, OCCUPIED	2	4
PANAMA	0	0
PARAGUAY	1	1
PERU	7	12
PHILIPPINES	1	4
POLAND	2	1
PORTUGAL	1	0
ROMANIA	616	698
RUSSIAN FEDERATION	86	97
RWANDA	5	6
SAUDI ARABIA		1
SAO TOME AND PRINCIPE	0	0
SENEGAL	8	11
SERBIA	54	75
SIERRA LEONE	0	1
SLOVAKIA	63	70
SOMALIA	18	15
SOUTH AFRICA	1	1
SOUTH KOREA	0	0
SPAIN	0	0
SRI LANKA	2	5
SUDAN	10	12
SURINAME	4	5
SYRIAN ARAB REPUBLIC	0	0
SWEDEN	0	0
TAIWAN	0	0
TAJIKISTAN	0	0
TANZANIA, UNITED REPUBLIC OF	2	4
THAILAND	0	1
TOGO	0	3
TUNISIA	6	10
TURKEY	15	22
TUVALU	0	0
UGANDA	1	1
UKRAINE	899	939
UNITED ARABES EMIRATES	0	0
UNITED KINGDOM	0	1
UNITED STATES OF AMERICA	1	3
URUGUAY	0	0
UZBEKISTAN	2	2
VENEZUELA	8	8
VIETNAM	0	0
YEMEN	0	0
ZIMBABWE	0	0
Grand Total	3670	4194



Main destinations Voluntary Returns per Continent 2017:





International Organization for Migration (IOM)
The UN Migration Agency

Voluntary Returns per Region 2017

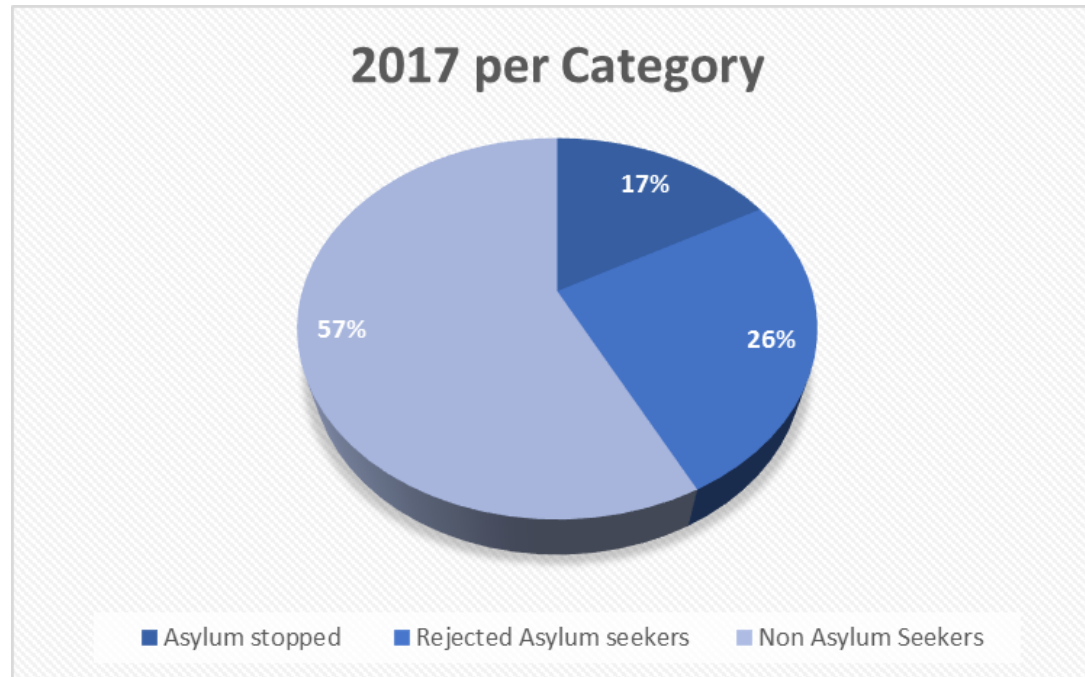
Voluntary Returns per Continent	January	February	March	April	May	June	July	August	September	October	November	December	2017
Africa	29	29	28	24	14	16	14	15	30	21	13	25	258
Asia	76	72	162	89	117	76	75	82	74	65	73	73	1034
Europe	109	154	231	236	150	189	201	215	117	146	159	140	2047
Latin America and the Caribbean	26	32	41	29	18	28	21	29	21	14	27	44	330
Northern America	0	0	0	0	0	0	1	0	0	0	0	0	1
Oceania	0	0	0	0	0	0	0	0	0	0	0	0	0
Grand Total	240	287	462	378	299	309	312	341	242	246	272	282	3670

Voluntary Returns per Province 2017

Voluntary Returns per Province	January	February	March	April	May	June	July	August	September	October	November	December	2017
Antwerpen	48	49	83	71	69	60	71	57	60	63	56	62	749
Brabant Wallon	1	3	13	1	15	2	5	4	5	1	3	2	55
Brussels City	112	155	254	223	151	189	164	210	122	127	162	149	2018
Hainaut	3	10	8	5	5	4	7	6	9	6	5	13	81
Liège	16	14	10	7	16	5	3	7	8	2	5	5	98
Limburg	11	7	25	19	20	14	15	7	15	14	12	10	169
Luxembourg	14	11	3	3	1	1	17	2	4	5	2	7	70
Namur	5	2	12	8	5	3	2	5	3	11	4	11	71
Oost-Vlaanderen	9	15	33	17	9	12	14	36	8	12	17	9	191
Vlaams-Brabant	14	10	9	10	6	8	3	3	6	2	2	11	84
West-Vlaanderen	7	11	12	14	2	11	11	4	2	3	4	3	84
Grand Total	240	287	462	378	299	309	312	341	242	246	272	282	3670



Voluntary Returns per Category 2017



Voluntary Returns per Category	January	February	March	April	May	June	July	August	September	October	November	December	2017
Asylum stopped	54	54	105	80	71	38	35	41	39	38	29	35	619
Rejected Asylum seekers	68	73	122	69	71	76	101	75	56	77	77	77	942
Non Asylum Seekers	118	160	235	229	157	195	176	225	147	131	166	170	2109
Grand Total	240	287	462	378	299	309	312	341	242	246	272	282	3670

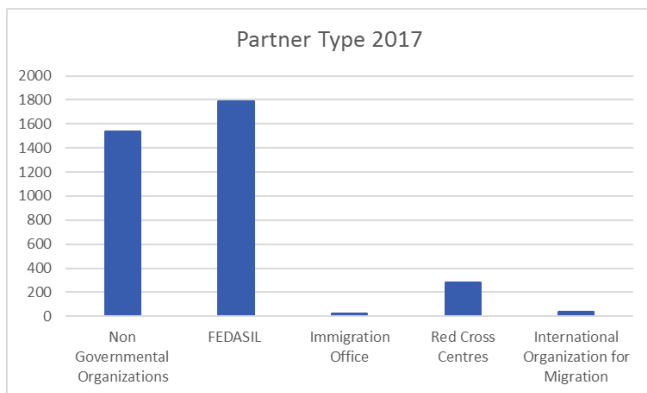


International Organization for Migration (IOM)
The UN Migration Agency

Voluntary Returns per Gender 2017



Voluntary Returns per Partner Type



Referrals per type of Partner	January	February	March	April	May	June	July	August	September	October	November	December	2017
Non Governmental Organizations	96	96	174	128	136	149	139	139	116	109	119	134	1535
FEDASIL	110	151	248	216	143	142	140	178	102	112	128	118	1788
Immigration Office	5	6	1	5	1	2	0	0	0	3	0	1	24
Red Cross Centres	27	27	36	26	17	12	25	19	24	21	23	25	282
International Organization for Migration	2	7	3	3	2	4	8	5	0	1	2	4	41
Grand Total	240	287	462	378	299	309	312	341	242	246	272	282	3670



International Organization for Migration (IOM)
The UN Migration Agency

Voluntary Returns / Asylum Requests 2017:

Month	Asylum Requests	Voluntary Returns
January	1461	240
February	1416	286
March	1784	462
April	1424	378
May	1643	299
June	1614	310
July	1529	312
August	1790	341
September	1898	242
October	1787	246
November	1742	272
December	1600	282
Grand Total	19688	3670