



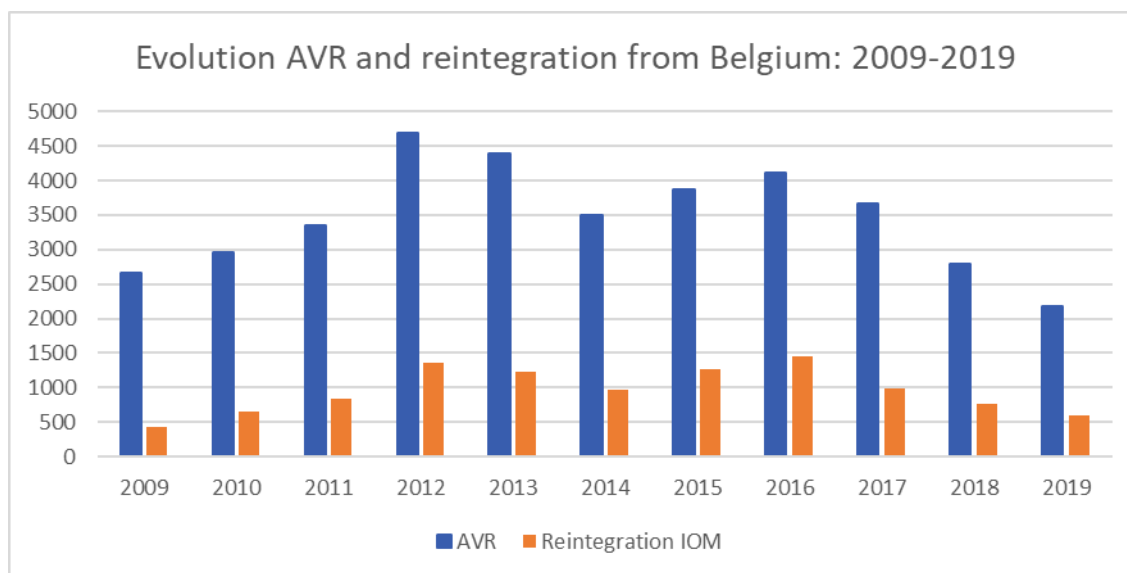
ASSISTED VOLUNTARY RETURN FROM BELGIUM (REAB)

STATISTICAL YEAR REPORT –2019

Assisted Voluntary Return (AVR) offers a humane return option for asylum seekers and stranded migrants in full respect of human rights and dignity of migrants. Since 1984, IOM Brussels has been implementing the voluntary return programme, funded by the Kingdom of Belgium and managed by Fedasil (the Federal Agency for the Reception of Asylum-seekers in Belgium).

This voluntary return program is conducted in close cooperation with governmental institutions, civil society and migrant communities, constituting an example of a multi-level approach to voluntary return and creating a comprehensive migration management system for the benefit of all parties involved.

General evolution AVR and Reintegration programme

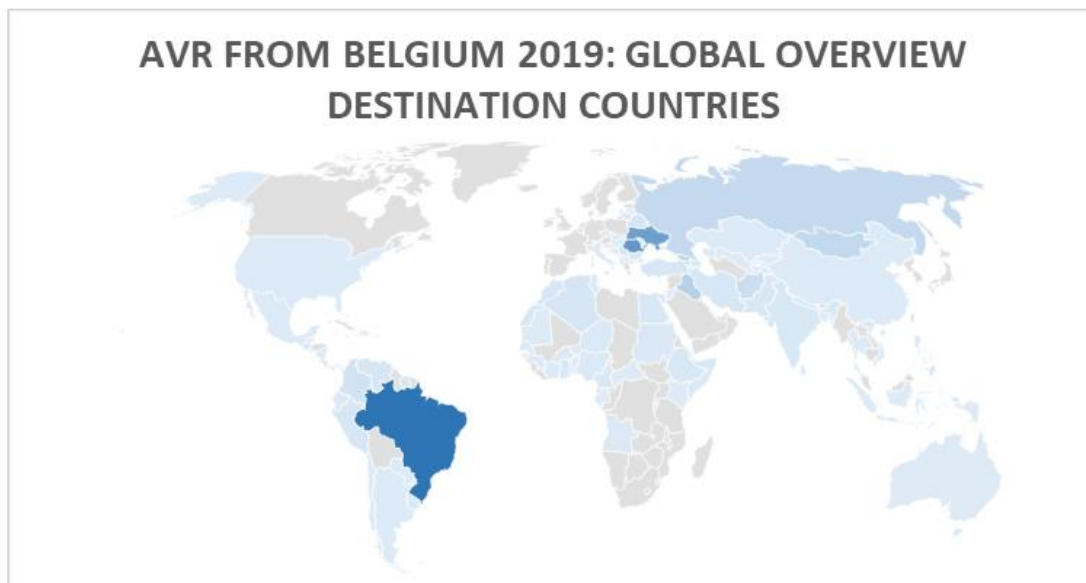


Persons assisted with AVR(R)	2009	2010	2011	2012	2013	2014	2015	2016	2017	2018	2019
AVR	2659	2957	3358	4694	4388	3495	3870	4117	3670	2795	2183
Reintegration IOM	435	659	840	1353	1229	975	1262	1457	989	762	596
% with Reintegration	16%	22%	25%	29%	28%	28%	33%	35%	27%	27%	27%

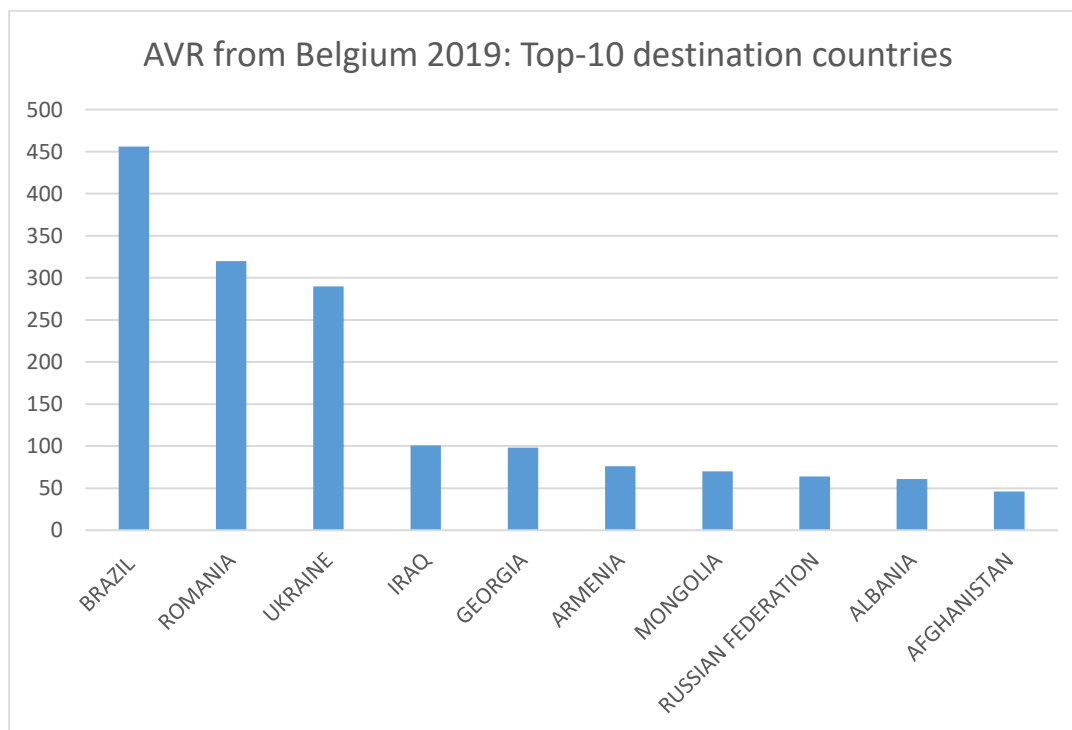


Global overview AVR 2019

In 2019, IOM CO Brussels facilitated 2183 Assisted Voluntary Returns (AVR) from Belgium to 91 different destination countries, with Brazil, Romania, Ukraine, Iraq and Georgia as the main destination countries.



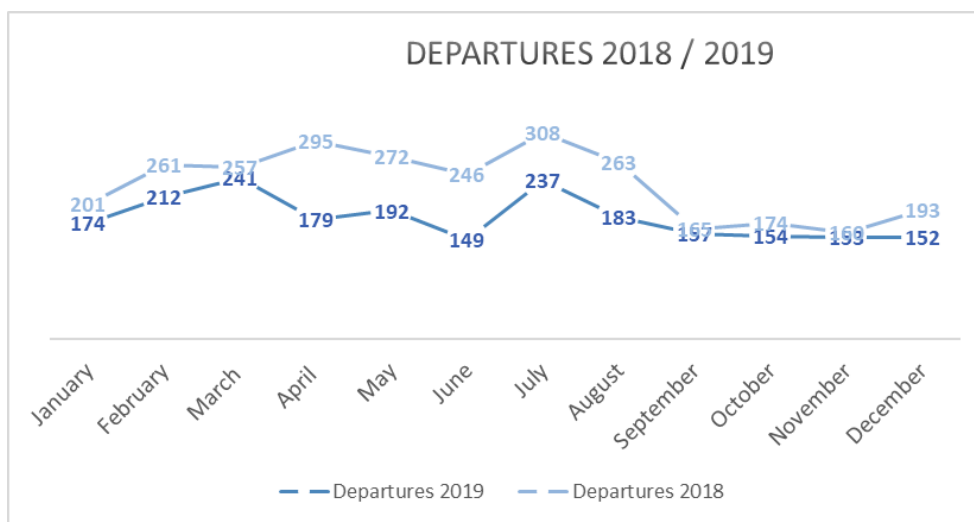
Top-10 destination countries AVR





Destination country	AVR (persons)	Ratio (%)
BRAZIL	456	21%
ROMANIA	320	15%
UKRAINE	290	13%
IRAQ	101	5%
GEORGIA	98	4%
ARMENIA	76	3%
MONGOLIA	70	3%
RUSSIAN FEDERATION	64	3%
ALBANIA	61	3%
AFGHANISTAN	46	2%
Other countries	601	28%
Grand total	2183	100%

Number of AVR beneficiaries per month: comparison 2018/2019



Month	January	February	March	April	May	June	July	August	September	October	November	December	Grand total
Departures 2018	201	261	257	295	272	246	308	263	165	174	160	193	2795
Departures 2019	174	212	241	179	192	149	237	183	157	154	153	152	2183



International Organization for Migration (IOM)

The UN Migration Agency

Total Assisted Voluntary Returns (AVR) 2019: Departures and Registrations

Countries or areas/places of return	Total Departures 2019	Total Registrations 2019
AFGHANISTAN	46	58
ALBANIA	61	102
ALGERIA	21	31
ANGOLA	5	15
ARGENTINA	2	4
ARMENIA	76	85
AUSTRALIA	1	1
AZERBAIJAN	9	9
BANGLADESH	5	8
BARBADOS	0	0
BELARUS	18	30
BENIN	1	3
BHUTAN	0	0
BOLIVIA (THE PLURINATIONAL STATE OF)	0	0
BOSNIA AND HERZEGOVINA	5	7
BOTSWANA	0	0
BRAZIL	456	594
BULGARIA	10	15
BURKINA FASO	5	8
BURUNDI	3	5
CAMBODIA	0	0
CAMEROON	7	7
CANADA	0	0
CABO VERDE	0	0
CENTRAL AFRICAN REPUBLIC	1	1
CHAD	0	2
CHILE	3	3
CHINA	3	4
COLOMBIA	30	40
CONGO (Brazzaville)	0	0
CONGO, DEMOCRATIC REPUBLIC OF	16	25
COSTA RICA	0	0
CÔTE D'IVOIRE	3	7
CROATIA	1	1
CUBA	0	0
CURACAO	0	0
CZECHIA	6	7
DJIBOUTI	3	3
DOMINICAN REPUBLIC	2	2
ECUADOR	6	6
EGYPT	10	9
EL SALVADOR	13	22
EQUATORIAL GUINEA	0	0
ERITREA	0	0
ESTONIA	0	0
ETHIOPIA	12	16
GABON	2	2
GAMBIA	0	2
GEORGIA	98	143



International Organization for Migration (IOM)
The UN Migration Agency

Countries or areas/places of return	Total Departures 2019	Total Registrations 2019
GHANA	8	11
GREECE	0	1
GUATEMALA	4	4
GUINEA	2	6
GUINEA-BISSAU	0	0
GUYANA	0	0
HAITI	0	0
HONDURAS	0	0
CHINA, HONG KONG SAR	0	0
HUNGARY	1	1
INDIA	12	14
INDONESIA	1	1
IRAN (THE ISLAMIC REPUBLIC OF)	15	31
IRAQ	101	96
IRELAND	0	0
ISRAEL	0	0
ITALY	1	2
JAMAICA	0	0
JORDAN	3	8
KAZAKHSTAN	3	3
KENYA	2	2
KOREA, REPUBLIC OF	0	0
KUWAIT	0	0
KYRGYZSTAN	3	3
LAO PEOPLE'S DEMOCRATIC REPUBLIC	0	0
LATVIA	2	2
LEBANON	28	34
LIBERIA	0	0
LIBYAN ARAB JAMAHIRIYA	0	0
LITHUANIA	2	1
MADAGASCAR	0	0
MALAYSIA	0	0
MALI	0	0
MAURITANIA	1	1
MAURITIUS	2	2
MEXICO	2	6
MOLDOVA, REPUBLIC OF	2	2
MONGOLIA	70	61
MONTENEGRO	6	6
MOROCCO	15	28
MOZAMBIQUE	0	0
MYANMAR	0	0
NEPAL	6	13
NETHERLANDS ANTILLES	0	0
NICARAGUA	2	0
NIGER	6	10
NIGERIA	6	8
NORTH MACEDONIA	29	36

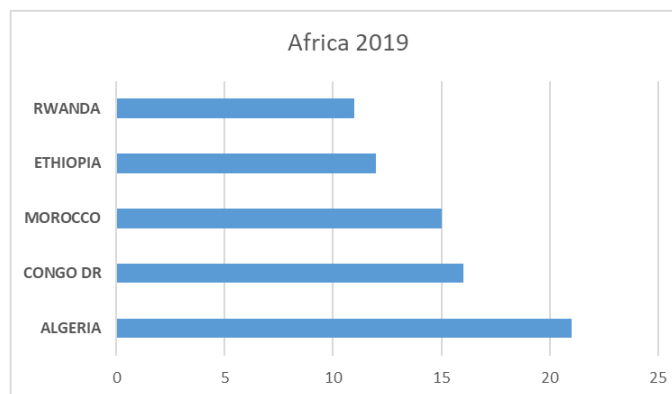
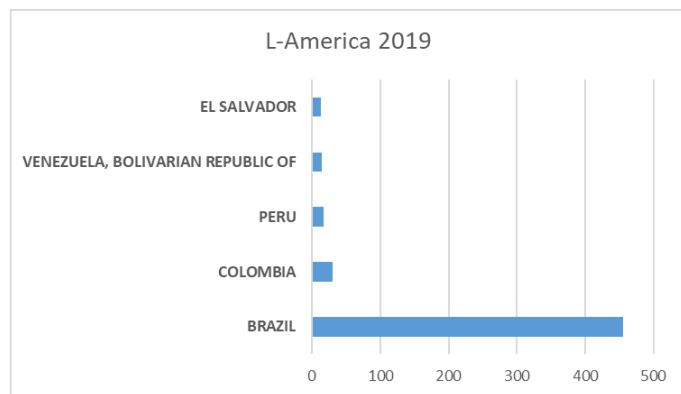
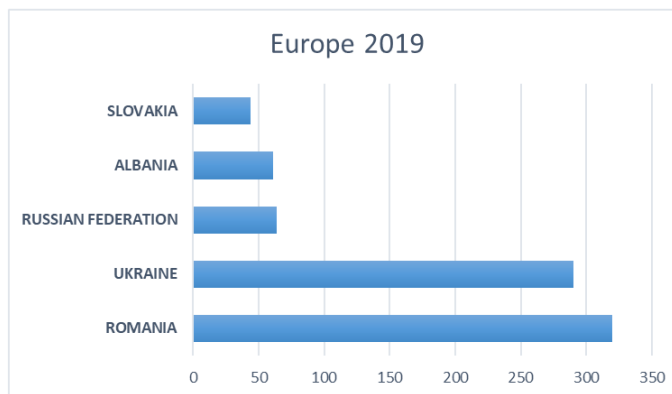
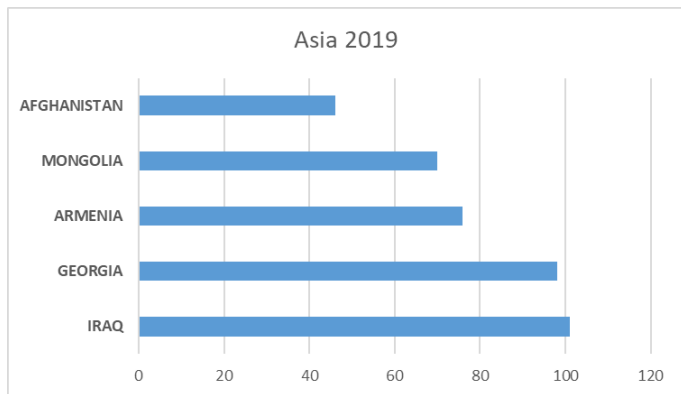


International Organization for Migration (IOM)
The UN Migration Agency

Countries or areas/places of return	Total Departures 2019	Total Registrations 2019
NORWAY	0	0
PAKISTAN	11	15
PALESTINIAN TERRITORIES	6	11
PANAMA	1	1
PARAGUAY	2	2
PERU	17	22
PHILIPPINES	10	5
POLAND	0	1
PORTUGAL	0	0
ROMANIA	320	587
RUSSIAN FEDERATION	64	65
RWANDA	11	15
SAUDI ARABIA	0	0
SAO TOME AND PRINCIPE	0	0
SENEGAL	6	10
SERBIA	31	43
SIERRA LEONE	0	1
SLOVAKIA	44	73
SOMALIA	4	5
SOUTH AFRICA	0	0
REPUBLIC OF KOREA	0	0
SPAIN	0	0
SRI LANKA	2	3
SUDAN	9	15
SURINAME	10	9
SYRIAN ARAB REPUBLIC	0	0
SWEDEN	0	0
TAIWAN PROVINCE OF THE PEOPLE'S REPUBLIC OF CHINA	0	0
TAJIKISTAN	1	1
TANZANIA, UNITED REPUBLIC OF	1	1
THAILAND	1	0
TOGO	6	6
TRINIDAD AND TOBAGO	1	1
TUNISIA	4	12
TURKEY	17	23
TUVALU	0	0
UGANDA	0	0
UKRAINE	290	333
UNITED ARABES EMIRATES	0	0
UNITED KINGDOM	0	0
UNITED STATES OF AMERICA	2	8
URUGUAY	1	1
UZBEKISTAN	2	2
VENEZUELA (BOLIVARIAN REPUBLIC OF)	14	28
VIET NAM	2	2
YEMEN	0	0
ZAMBIA	0	0
ZIMBABWE	0	0
KOSOVO UNSCR 1244	18	21
Grand Total	2183	2992



Assisted Voluntary Returns per Continent 2019



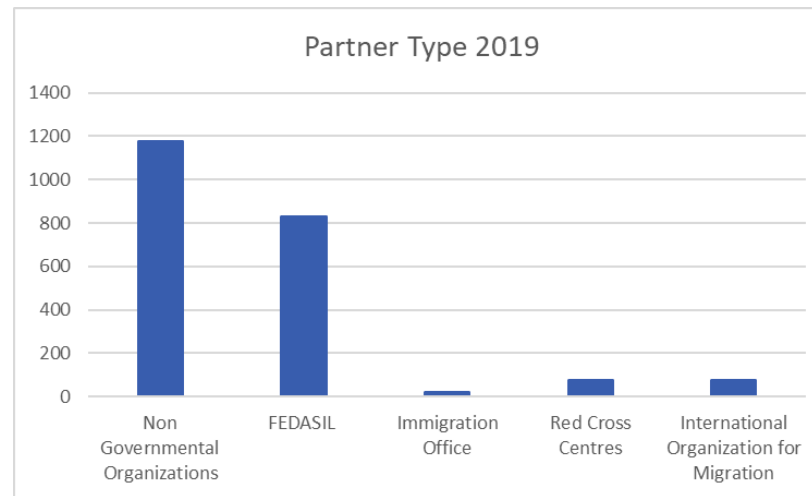
Voluntary Returns per Continent	January	February	March	April	May	June	July	August	September	October	November	December	2019
Africa	17	17	14	14	12	10	14	17	17	16	12	12	172
Asia	42	35	62	40	50	42	50	51	41	39	46	33	531
Europe	74	96	121	72	56	61	132	74	55	61	50	59	911
Latin America and the Caribbean	41	64	44	53	73	36	41	40	43	38	45	48	566
Northern America	0	0	0	0	0	0	0	1	1	0	0	0	2
Oceania	0	0	0	0	1	0	0	0	0	0	0	0	1
Grand Total	174	212	241	179	192	149	237	183	157	154	153	152	2183



Assisted Voluntary Returns per Province 2019

Voluntary Returns per Province	January	February	March	April	May	June	July	August	September	October	November	December	2019
Antwerpen	23	19	35	23	48	31	54	47	33	28	22	22	385
Brabant Wallon	5	0	8	0	2	2	3	2	0	3	4	3	32
Brussels City	103	162	160	110	111	89	129	92	99	92	82	91	1320
Hainaut	10	4	5	3		9	1	9	3	11	7	4	66
Liège	5	5	10	9	4	0	17	10	3	1	13	4	81
Limburg	4	2	7	2	5	8	11	1	2	6	5	10	63
Luxembourg	1	3	1	5	3	0	6	4	1	3	5	0	32
Namur	1	0	2	15	8	1	2	4	5	1	2	9	50
Oost-Vlaanderen	13	9	6	5	9	6	9	4	7	2	5	7	82
Vlaams-Brabant	4	4	2	4	2	3	2	6	0	1	1	1	30
West-Vlaanderen	5	4	5	3		0	3	4	4	6	7	1	42
Grand Total	174	212	241	179	192	149	237	183	157	154	153	152	2183

Assisted Voluntary Returns per Partner Type 2019

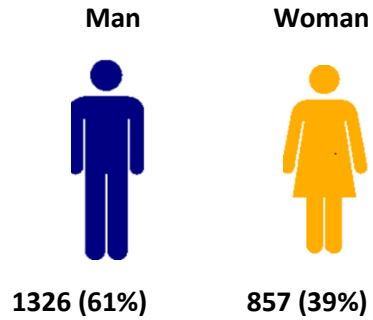


Referrals per type of Partner	January	February	March	April	May	June	July	August	September	October	November	December	2019
Non Governmental Organizations	57	85	148	96	118	73	164	98	82	82	86	90	1179
FEDASIL	102	115	73	65	62	64	65	65	61	51	51	57	831
Immigration Office	3	5	1	5	2	1	1	2	0	0	2	0	22
Red Cross Centres	5	5	9	8	4	1	4	10	8	9	9	3	75
International Organization for Migration	7	2	10	5	6	10	3	8	6	12	5	2	76
Grand Total	174	212	241	179	192	149	237	183	157	154	153	152	2183



Assisted Voluntary Returns: Profiles 2019

Gender/Sex aggregation

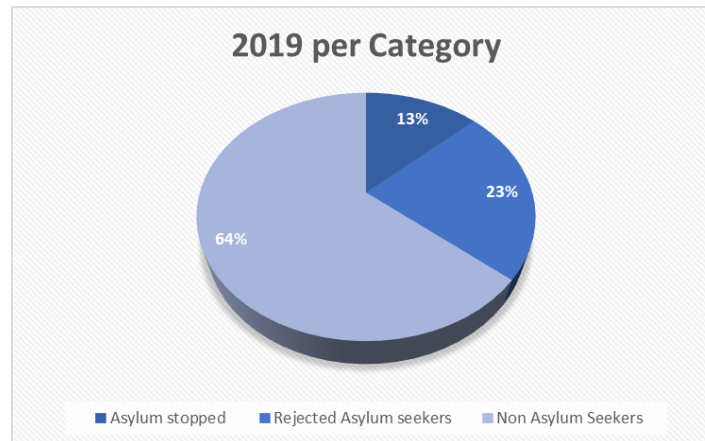


Family composition

Single vs Families



Migrant status: Category



Voluntary Returns per Category	January	February	March	April	May	June	July	August	September	October	November	December	2019
Asylum stopped	26	8	23	23	22	19	42	27	30	23	24	22	289
Rejected Asylum seekers	40	39	57	46	31	39	49	37	34	48	46	31	497
Non Asylum Seekers	108	165	161	110	139	91	146	119	93	83	83	99	1397
Grand Total	174	212	241	179	192	149	237	183	157	154	153	152	2183



International Organization for Migration (IOM)
The UN Migration Agency

Assisted voluntary Returns vs. Asylum Requests 2019

Month	Asylum Requests	Voluntary Returns
January	2765	174
February	2063	212
March	2118	241
April	2247	179
May	1813	192
June	2058	149
July	2262	237
August	2185	183
September	2607	157
October	2929	154
November	2452	153
December	2243	152
Grand Total	27742	2183

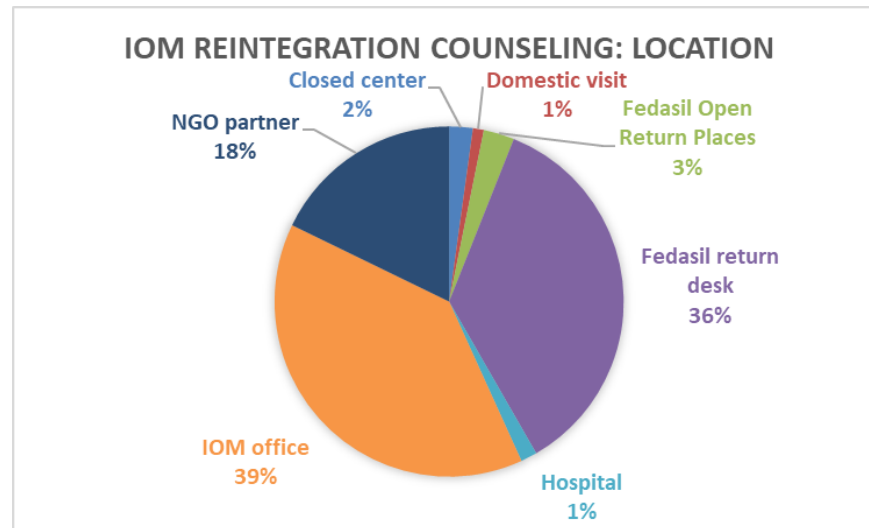


International Organization for Migration (IOM)
The UN Migration Agency

Assisted Voluntary Return and Reintegration (AVRR) support IOM 2019

Pre-departure reintegration counseling

To ensure that the migrants make an independent and well-informed decision, applicants receive pre-departure return and reintegration counselling from IOM and its return partners. The aim of this counselling is to provide available, accurate, and objective information on the return and reintegration process and to assess the individual needs.



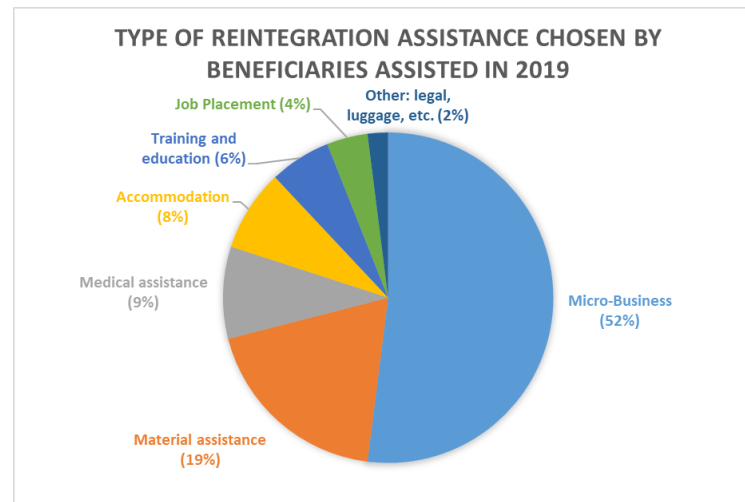


Reintegration support

Reintegration assistance is designed to support a sustainable return and reintegration of migrants in their countries of origin and the local communities. In 2019, 596 persons requested reintegration support via IOM, with Iraq, Afghanistan, Albania, Armenia and Mongolia as main destination countries.

Destination country AVRR - Reintegration IOM	AVRR (persons)	Ratio (%)
IRAQ	77	13%
AFGHANISTAN	44	7%
ALBANIA	36	6%
ARMENIA	30	5%
MONGOLIA	26	4%
LEBANON	24	4%
RUSSIAN FEDERATION	24	4%
GEORGIA	24	4%
SERBIA	21	4%
BRAZIL	21	4%
Other countries	269	45%
Grand total	596	100%

Reintegration assistance is tailored to the needs of the returnees and comprises of different types of reintegration support (see table).

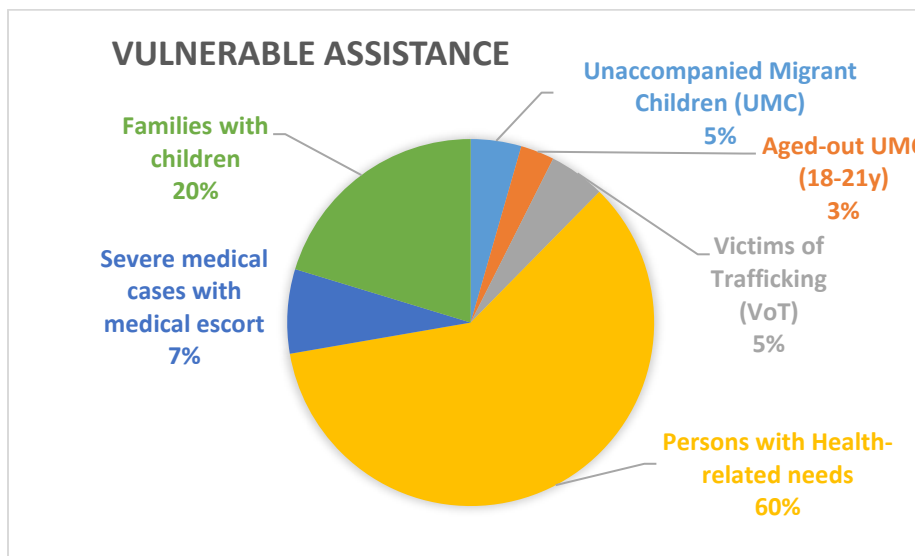




Assistance to vulnerable migrants

IOM Brussels Migrant Protection and Assistance team has provided extensive counseling services in 2019 for vulnerable migrants in need of protection and migrants in need of reintegration support after their voluntary return to their country of origin.

Vulnerable assistance to migrants	Persons
Unaccompanied Migrant Children (UMC)	9
Aged-out UMC (18-21y)	6
Victims of Trafficking (VoT)	10
Persons with Health-related needs	121
Severe medical cases with medical escort	15
Families with children	41
Grand Total	202



AVRR support to UMC per Destination Country	Persons
Albania	2
Burkina Faso	1
Cote d'Ivoire	1
Kosovo UNSCR-1244	2
Lebanon	2
Peru	1
Grand Total	9

AVRR support to Aged-Out UMC per Destination Country	Persons
Afghanistan	1
Albania	2
Brazil	1
Iran	1
North Macedonia	1
Grand Total	6

Victims of Trafficking (VoT)	Persons
Algeria	1
Brazil	1
Hungary	1
North Macedonia	2
Romania	4
Serbia	1
Grand total	10