



ASSISTED VOLUNTARY RETURN FROM BELGIUM (REAB)

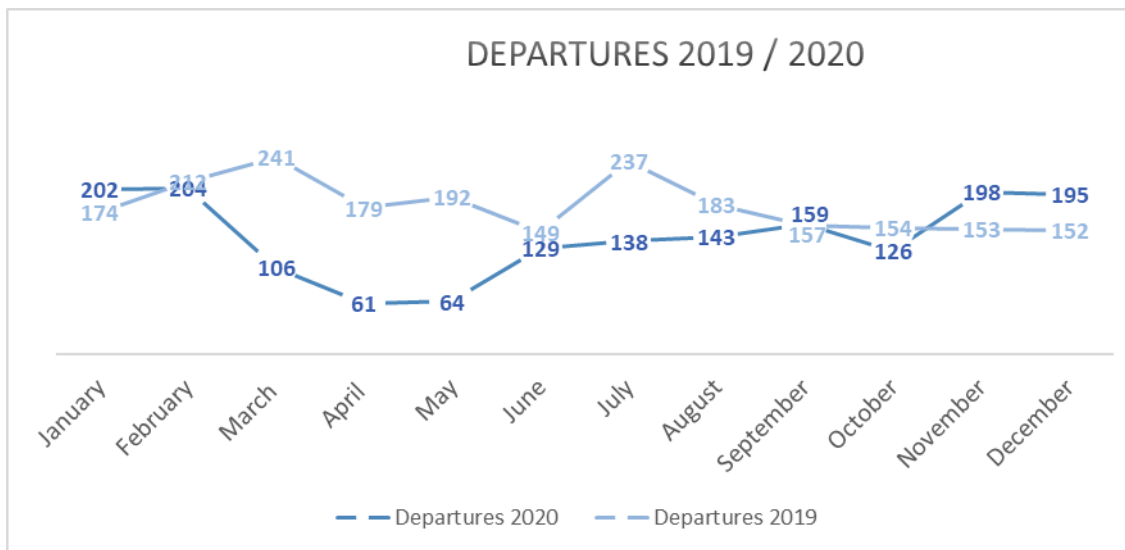
MONTHLY QUANTITATIVE REPORT – DECEMBER 2020

195 IOM AVR from Belgium in December.
100% by plane, **0%** by land

53% received a small cash reinstallation grant (EUR 250 adult/EUR 125 child) and **92** persons received transit assistance to reach final destination

1725 IOM AVR from Belgium in 2020 to **87** countries of origin

Number of AVR beneficiaries 2019/2020:¹



¹ The AVR figures refer to the assisted voluntary returns organized via IOM. For a full overview of the voluntary return figures from Belgium, please consult the Fedasil website: <https://www.fedasil.be/en/statistics>



Total Voluntary Returns – December:

Countries or areas/places of return	December		Total Departures 2020	Total Registrations 2020
	Departed	Registered		
AFGHANISTAN	4	6	34	42
ALBANIA	2	6	48	91
ALGERIA		2	10	22
ANGOLA	1		2	5
ARGENTINA			2	0
ARMENIA	2		14	19
AUSTRALIA			0	0
AZERBAIJAN	2		5	6
BANGLADESH	1		2	4
BARBADOS			0	0
BELARUS			59	55
BENIN			3	4
BHUTAN			0	0
BOLIVIA (THE PLURINATIONAL STATE OF)			0	0
BOSNIA AND HERZEGOVINA			2	14
BOTSWANA			0	0
BRAZIL	40	33	480	632
BULGARIA	1	2	14	19
BURKINA FASO		1	3	5
BURUNDI			8	9
CAMBODIA			0	0
CAMEROON	2	1	7	12
CANADA			0	0
CABO VERDE			0	0
CENTRAL AFRICAN REPUBLIC			0	0
CHAD			0	1
CHILE			5	11
CHINA			3	8
COLOMBIA	11	1	66	76
CONGO (Brazzaville)			0	1
CONGO, DEMOCRATIC REPUBLIC OF	1	1	19	36
COSTA RICA			0	0
CÔTE D'IVOIRE		1	2	2
CROATIA			1	3
CUBA			0	2
CURACAO			0	0
CYPRUS			1	1
CZECHIA			4	5
DJIBOUTI			4	5
DOMINICAN REPUBLIC			1	1
ECUADOR	3	1	5	6
EGYPT	3	2	8	12
EL SALVADOR	40	12	136	164
EQUATORIAL GUINEA			0	0
ERITREA			0	4
ESTONIA			0	0
ETHIOPIA	1		9	17
GABON			2	2
GAMBIA	2		2	2
GEORGIA	5	2	98	111



International Organization for Migration (IOM)
The UN Migration Agency

Countries or areas/places of return	December		Total Departures 2020	Total Registrations 2020
	Departed	Registered		
GHANA	2	2	4	7
GREECE			10	38
GUATEMALA			0	0
GUINEA	1	1	5	12
GUINEA-BISSAU			0	0
GUYANA			0	0
HAITI			0	0
HONDURAS			0	0
CHINA, HONG KONG SAR			0	0
HUNGARY		1	4	6
INDIA		1	8	10
INDONESIA			1	1
IRAN (THE ISLAMIC REPUBLIC OF)			23	18
IRAQ	1	2	24	51
IRELAND			0	0
ISRAEL			1	1
ITALY			1	3
JAMAICA			0	0
JORDAN			1	3
KAZAKHSTAN			3	6
KENYA			0	0
KOREA, REPUBLIC OF			0	0
KUWAIT			0	0
KYRGYZSTAN			4	4
LAO PEOPLE'S DEMOCRATIC REPUBLIC			0	0
LATVIA			3	4
LEBANON			7	19
LIBERIA			0	0
LIBYAN ARAB JAMAHIRIYA			0	0
LITHUANIA			0	0
MADAGASCAR			0	0
MALAYSIA			0	0
MALI			2	2
MALTA			1	4
MAURITANIA	1	2	2	6
MAURITIUS			0	0
MEXICO			0	4
MOLDOVA, REPUBLIC OF		7	21	30
MONGOLIA	19	4	96	126
MONTENEGRO			0	0
MOROCCO		2	17	49
MOZAMBIQUE			0	0
MYANMAR			0	0
NEPAL	1		4	3
NETHERLANDS ANTILLES			0	0
NICARAGUA			0	2
NIGER		1	4	9
NIGERIA	2		4	4
NORTH MACEDONIA			16	29
NORWAY			0	0
PAKISTAN	1	1	10	18
PALESTINIAN TERRITORIES		1	1	6
PANAMA			0	0
PARAGUAY			0	1
PERU		5	21	25
PHILIPPINES	1		8	8



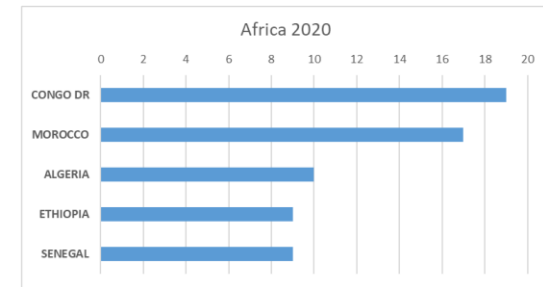
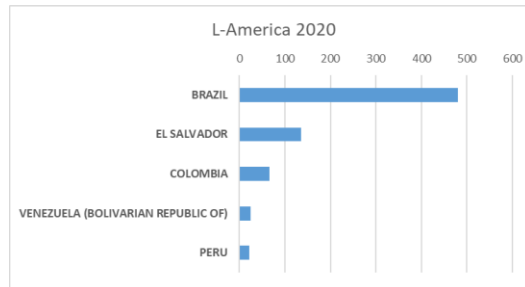
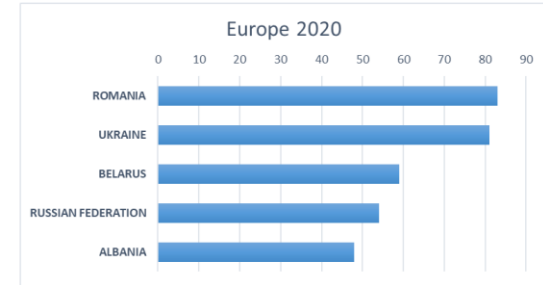
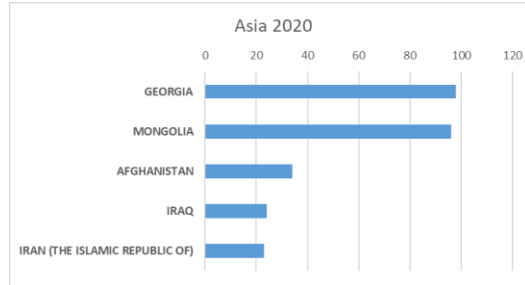
International Organization for Migration (IOM)
The UN Migration Agency

Countries or areas/places of return	December		Total Departures 2020	Total Registrations 2020
	Departed	Registered		
POLAND			3	4
PORTUGAL			0	0
ROMANIA	6	10	83	138
RUSSIAN FEDERATION	3	2	54	97
RWANDA	1		3	5
SAUDI ARABIA			0	0
SAO TOME AND PRINCIPE			0	0
SENEGAL	2		9	11
SERBIA			26	54
SIERRA LEONE		5	0	5
SLOVAKIA			12	18
SOMALIA	1	1	4	10
SOUTH AFRICA			1	1
SOUTH SUDAN			0	5
SPAIN			17	18
SRI LANKA			2	3
SUDAN		1	3	8
SURINAME	1		3	10
SYRIAN ARAB REPUBLIC			0	0
SWEDEN			0	1
TAIWAN PROVINCE OF THE PEOPLE'S REPUBLIC OF CHINA			0	0
TAJIKISTAN			0	0
TANZANIA, UNITED REPUBLIC OF			1	1
THAILAND	1		4	4
TOGO	1		2	2
TRINIDAD AND TOBAGO			0	0
TUNISIA	1	1	6	13
TURKEY			4	3
TUVALU			0	0
UGANDA			0	1
UKRAINE	7	5	81	101
UNITED ARABES EMIRATES			0	0
UNITED KINGDOM			0	0
UNITED STATES OF AMERICA			1	1
URUGUAY	1		1	2
UZBEKISTAN			0	0
VENEZUELA (BOLIVARIAN REPUBLIC OF)	19	1	25	50
VIET NAM			2	2
YEMEN			0	0
ZAMBIA			1	2
ZIMBABWE			0	0
KOSOVO UNSCR 1244	1		12	13
Grand Total	195	127	1725	2501



Main destinations Voluntary Returns per Continent 2020:

Voluntary Returns to Asia		2020
GEORGIA		98
MONGOLIA		96
AFGHANISTAN		34
IRAQ		24
IRAN (THE ISLAMIC REPUBLIC OF)		23
Voluntary Returns to Europe		2020
ROMANIA		83
UKRAINE		81
BELARUS		59
RUSSIAN FEDERATION		54
ALBANIA		48
Voluntary Returns to Africa		2020
CONGO DR		19
MOROCCO		17
ALGERIA		10
ETHIOPIA		9
SENEGAL		9
Voluntary returns to Latin-America		2020
BRAZIL		480
EL SALVADOR		136
COLOMBIA		66
VENEZUELA (BOLIVARIAN REPUBLIC OF)		25
PERU		21





International Organization for Migration (IOM)
The UN Migration Agency

Voluntary Returns per Region / Continent 2020

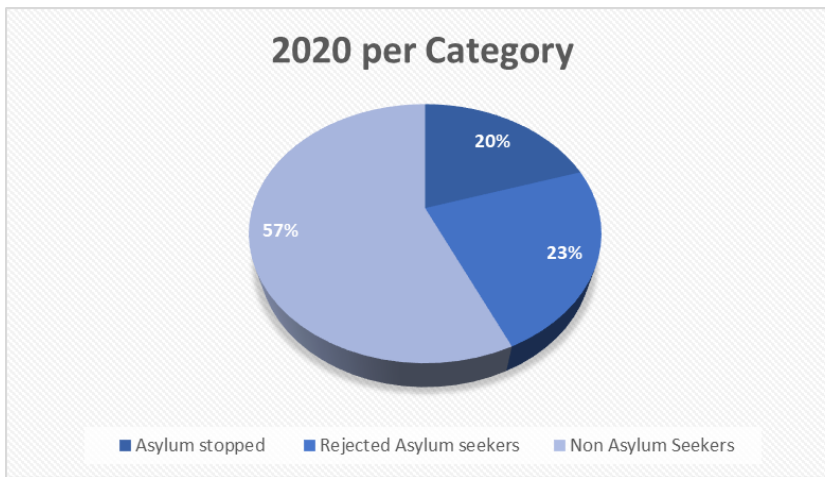
Voluntary Returns per Continent	January	February	March	April	May	June	July	August	September	October	November	December	2020
Africa	16	23	10	0	0	1	12	8	22	21	15	20	148
Asia	64	38	19	22	6	8	17	56	43	27	18	38	356
Europe	62	64	30	9	20	53	55	37	65	24	34	22	475
Latin America and the Caribbean	60	79	47	30	38	67	54	42	29	54	130	115	745
Northern America	0	0	0	0	0	0	0	0	0	0	1	0	1
Oceania	0	0	0	0	0	0	0	0	0	0	0	0	0
Grand Total	202	204	106	61	64	129	138	143	159	126	198	195	1725

Voluntary Returns per Province 2020

Voluntary Returns per Province	January	February	March	April	May	June	July	August	September	October	November	December	2020
Antwerpen	35	35	8	14	2	10	18	48	53	38	37	39	337
Brabant Wallon	4	0	0	1	0	0	2	1	5	1	2	1	17
Brussels City	87	124	77	38	48	81	77	58	55	70	91	97	903
Hainaut	22	1	3	2	1	7	16	7	6	2	13	21	101
Liège	3	10	2	4	4	1	2	3	12		18	2	61
Limburg	16	6	1	0	0	4	0	0	6	5	11	4	53
Luxembourg	6	7	0	0	1	3	9	1			9	7	43
Namur	6	7	2	0	0	0	0	0	3	5	9	8	40
Oost-Vlaanderen	16	9	4	2	2	5	7	13	11	4	2	3	78
Vlaams-Brabant	4	4	4	0	6	5	1	3	2		3	9	41
West-Vlaanderen	3	1	5	0	0	13	6	9	6	1	3	4	51
Grand Total	202	204	106	61	64	129	138	143	159	126	198	195	1725



Voluntary Returns per Category 2020



Voluntary Returns per Category	January	February	March	April	May	June	July	August	September	October	November	December	2020
Asylum stopped	31	26	14	1	4	22	20	16	43	25	76	68	346
Rejected Asylum seekers	67	54	20	13	10	28	35	34	38	24	46	31	400
Non Asylum Seekers	104	124	72	47	50	79	83	93	78	77	76	96	979
Grand Total	202	204	106	61	64	129	138	143	159	126	198	195	1725

Voluntary Returns per Sex 2020

Female Other Male



713 (41%) 0 (0%) 1012 (59%)

Voluntary Returns per Family composition 2020

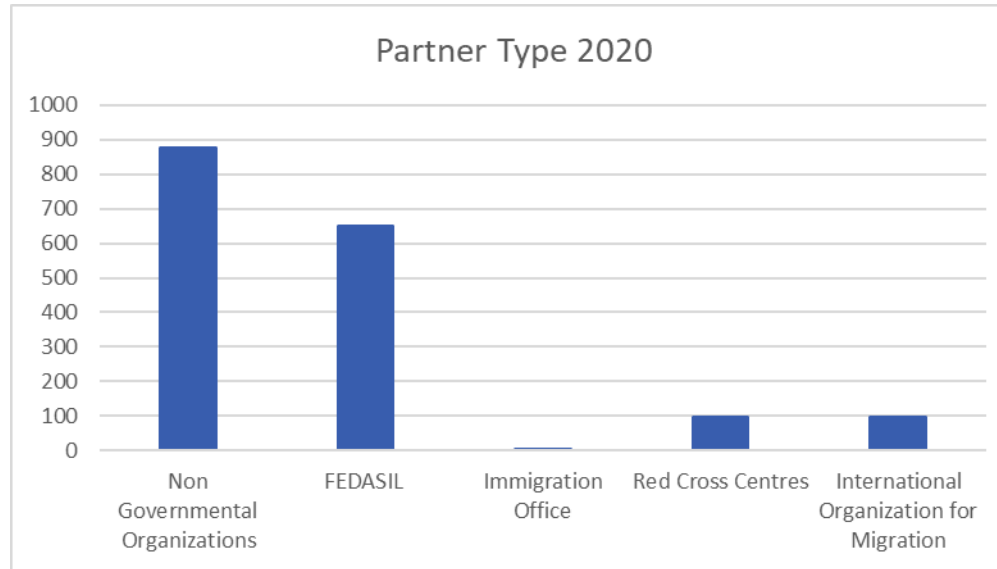
Single vs Families



889 single – 836 with family members



Voluntary Returns per Partner Type 2020



Referrals per type of Partner	January	February	March	April	May	June	July	August	September	October	November	December	2020
Non Governmental Organizations	90	126	67	19	37	61	63	85	80	75	74	98	875
FEDASIL	103	61	35	25	13	49	48	45	67	39	94	70	649
Immigration Office	0	2	1	0	1	0	0	1	0	0	0	0	5
Red Cross Centres	7	8	1	0	5	5	10	6	10	7	17	21	97
International Organization for Migration	2	7	2	17	8	14	17	6	2	5	13	6	99
Grand Total	202	204	106	61	64	129	138	143	159	126	198	195	1725



International Organization for Migration (IOM)
The UN Migration Agency

Voluntary Returns / Asylum Requests 2020

Month	Asylum Requests	Voluntary Returns
January	2739	202
February	1990	204
March	1116	106
April	236	61
May	389	64
June	623	129
July	820	138
August	1270	143
September	1961	159
October	1716	126
November	2171	198
December	1879	195
Grand Total	16910	1725



International Organization for Migration (IOM)
The UN Migration Agency

Reintegration support IOM – December 2020

Destination country AVRR – Reintegration IOM	Persons
AFGHANISTAN	4
ALBANIA	2
AZERBAIJAN	2
BANGLADESH	1
COLOMBIA	5
CONGO, THE DEMOCRATIC REPUBLIC OF THE	1
EGYPT	3
EL SALVADOR	28
ETHIOPIA	1
GAMBIA	2
GEORGIA	1
GHANA	2
GUINEA	1
KOSOVO	1
MAURITANIA	1
MONGOLIA	19
NEPAL	1
NIGERIA	1
PAKISTAN	1
PHILIPPINES	1
RUSSIAN FEDERATION	2
RWANDA	1
SOMALIA	1
THAILAND	1
VENEZUELA, BOLIVARIAN REPUBLIC OF	19
Grand Total	102

Type of Vulnerability	Persons
Persons with medical needs	6
Persons with medical needs + escort	0
Pregnant women	0
Families with children	6
Single parents	2
Elderly persons	1
UMC	0
ex-UMC	0
VoT	0
UAM-VoT	0
Grand total	15