



ASSISTED VOLUNTARY RETURN FROM BELGIUM (REAB)

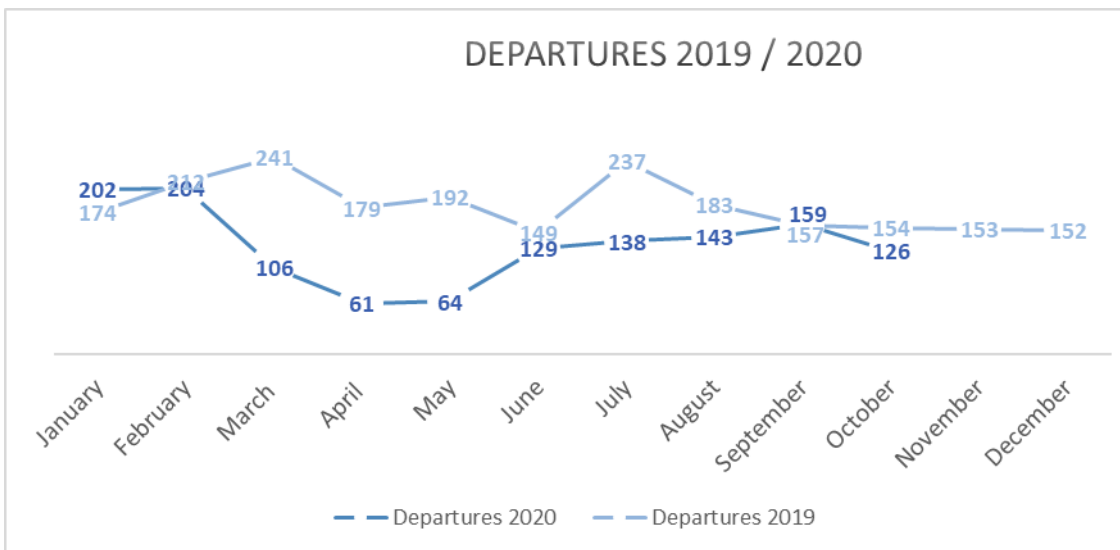
MONTHLY QUANTITATIVE REPORT – OCTOBER 2020

126 IOM AVR from Belgium in October.
100% by plane, **0%** by land

55% received a small cash reinstallation grant (EUR 250 adult/EUR 125 child) and **71** persons received transit assistance to reach final destination

1332 IOM AVR from Belgium in 2020 to **82** countries of origin

Number of AVR beneficiaries 2019/2020:¹



¹ The AVR figures refer to the assisted voluntary returns organized via IOM. For a full overview of the voluntary return figures from Belgium, please consult the Fedasil website: <https://www.fedasil.be/en/statistics>



Total Voluntary Returns – October:

Countries or areas/places of return	October		Total Departures 2020	Total Registrations 2020
	Departed	Registered		
AFGHANISTAN	1	2	27	34
ALBANIA	1	11	41	85
ALGERIA			10	20
ANGOLA	1		1	4
ARGENTINA			2	0
ARMENIA	1		12	17
AUSTRALIA			0	0
AZERBAIJAN			3	4
BANGLADESH			1	3
BARBADOS			0	0
BELARUS			59	55
BENIN		1	1	3
BHUTAN			0	0
BOLIVIA (THE PLURINATIONAL STATE OF)			0	0
BOSNIA AND HERZEGOVINA	1		2	14
BOTSWANA			0	0
BRAZIL	36	40	401	543
BULGARIA	1		13	17
BURKINA FASO	1		3	3
BURUNDI		1	7	9
CAMBODIA			0	0
CAMEROON	1	1	4	8
CANADA			0	0
CABO VERDE			0	0
CENTRAL AFRICAN REPUBLIC			0	0
CHAD			0	1
CHILE	2		5	11
CHINA	1	2	2	8
COLOMBIA	4	7	45	62
CONGO (Brazzaville)			0	1
CONGO, DEMOCRATIC REPUBLIC OF	4	1	16	33
COSTA RICA			0	0
CÔTE D'IVOIRE	1		2	1
CROATIA			1	3
CUBA			0	1
CURACAO			0	0
CYPRUS			1	1
CZECHIA		1	4	5
DJIBOUTI	1	1	4	5
DOMINICAN REPUBLIC			1	1
ECUADOR			1	2
EGYPT			5	9
EL SALVADOR	6	27	19	112
EQUATORIAL GUINEA			0	0
ERITREA			0	4
ESTONIA			0	0
ETHIOPIA		2	8	17
GABON			2	2
GAMBIA			0	1
GEORGIA	1	5	89	102



International Organization for Migration (IOM)
The UN Migration Agency

Countries or areas/places of return	October		Total Departures 2020	Total Registrations 2020
	Departed	Registered		
GHANA	1	1	2	5
GREECE			10	37
GUATEMALA			0	0
GUINEA	2	4	4	10
GUINEA-BISSAU			0	0
GUYANA			0	0
HAITI			0	0
HONDURAS			0	0
CHINA, HONG KONG SAR			0	0
HUNGARY			4	5
INDIA		1	7	9
INDONESIA			1	1
IRAN (THE ISLAMIC REPUBLIC OF)	2	1	23	14
IRAQ	2	5	20	45
IRELAND			0	0
ISRAEL			1	1
ITALY			1	3
JAMAICA			0	0
JORDAN			1	2
KAZAKHSTAN			3	6
KENYA			0	0
KOREA, REPUBLIC OF			0	0
KUWAIT			0	0
KYRGYZSTAN			4	4
LAO PEOPLE'S DEMOCRATIC REPUBLIC			0	0
LATVIA			2	3
LEBANON			7	18
LIBERIA			0	0
LIBYAN ARAB JAMAHIRIYA			0	0
LITHUANIA			0	0
MADAGASCAR			0	0
MALAYSIA			0	0
MALI	2	1	2	2
MALTA			1	4
MAURITANIA	1	1	1	3
MAURITIUS			0	0
MEXICO			0	4
MOLDOVA, REPUBLIC OF	3	6	11	23
MONGOLIA	17	12	77	100
MONTENEGRO			0	0
MOROCCO	1	6	14	43
MOZAMBIQUE			0	0
MYANMAR			0	0
NEPAL		1	2	2
NETHERLANDS ANTILLES			0	0
NICARAGUA			0	2
NIGER	1	1	3	7
NIGERIA		2	0	2
NORTH MACEDONIA	1		16	29
NORWAY			0	0
PAKISTAN	2	1	9	16
PALESTINIAN TERRITORIES		1	1	5
PANAMA			0	0
PARAGUAY			0	1
PERU	4	2	18	18
PHILIPPINES		1	5	7



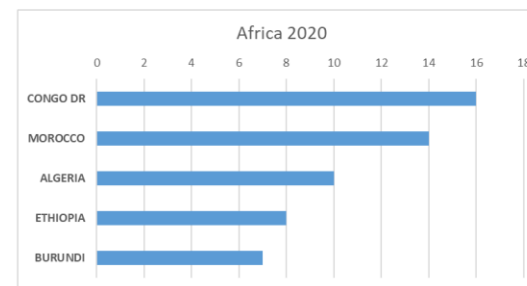
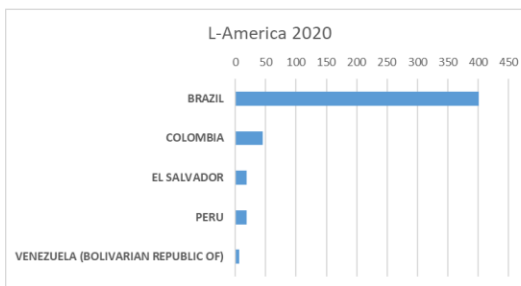
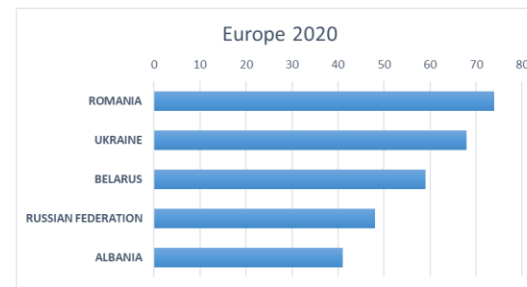
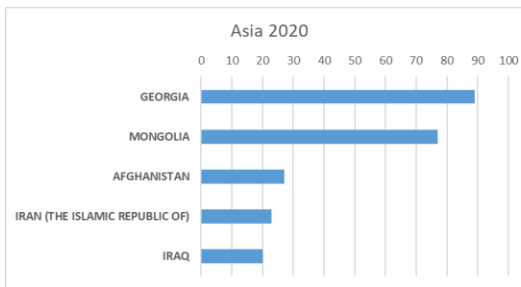
International Organization for Migration (IOM)
The UN Migration Agency

Countries or areas/places of return	October		Total Departures 2020	Total Registrations 2020
	Departed	Registered		
POLAND	1		3	4
PORTUGAL			0	0
ROMANIA	2	3	74	122
RUSSIAN FEDERATION	6	3	48	93
RWANDA	1		2	4
SAUDI ARABIA			0	0
SAO TOME AND PRINCIPE			0	0
SENEGAL		1	6	10
SERBIA		9	26	54
SIERRA LEONE			0	0
SLOVAKIA	2	1	12	18
SOMALIA	1	2	3	9
SOUTH AFRICA	1	1	1	1
SOUTH SUDAN			0	5
SPAIN	1	6	12	18
SRI LANKA			2	3
SUDAN		2	2	7
SURINAME	1		2	8
SYRIAN ARAB REPUBLIC			0	0
SWEDEN			0	1
TAIWAN PROVINCE OF THE PEOPLE'S REPUBLIC OF CHINA			0	0
TAJKISTAN			0	0
TANZANIA, UNITED REPUBLIC OF	1		1	1
THAILAND		1	2	3
TOGO			1	1
TRINIDAD AND TOBAGO			0	0
TUNISIA		1	4	10
TURKEY			4	3
TUVALU			0	0
UGANDA			0	1
UKRAINE	1	7	68	88
UNITED ARABES EMIRATES			0	0
UNITED KINGDOM			0	0
UNITED STATES OF AMERICA			0	1
URUGUAY			0	1
UZBEKISTAN			0	0
VENEZUELA (BOLIVARIAN REPUBLIC OF)	1	5	6	38
VIET NAM		2	0	2
YEMEN			0	0
ZAMBIA			1	2
ZIMBABWE			0	0
KOSOVO UNSCR 1244	4	4	10	11
Grand Total	126	197	1332	2151



Main destinations Voluntary Returns per Continent 2020:

Voluntary Returns to Asia		2020
GEORGIA		89
MONGOLIA		77
AFGHANISTAN		27
IRAN (THE ISLAMIC REPUBLIC OF)		23
IRAQ		20
Voluntary Returns to Europe		2020
ROMANIA		74
UKRAINE		68
BELARUS		59
RUSSIAN FEDERATION		48
ALBANIA		41
Voluntary Returns to Africa		2020
CONGO DR		16
MOROCCO		14
ALGERIA		10
ETHIOPIA		8
BURUNDI		7
Voluntary returns to Latin-America		2020
BRAZIL		401
COLOMBIA		45
EL SALVADOR		19
PERU		18
VENEZUELA (BOLIVARIAN REPUBLIC OF)		6





Voluntary Returns per Region / Continent 2020

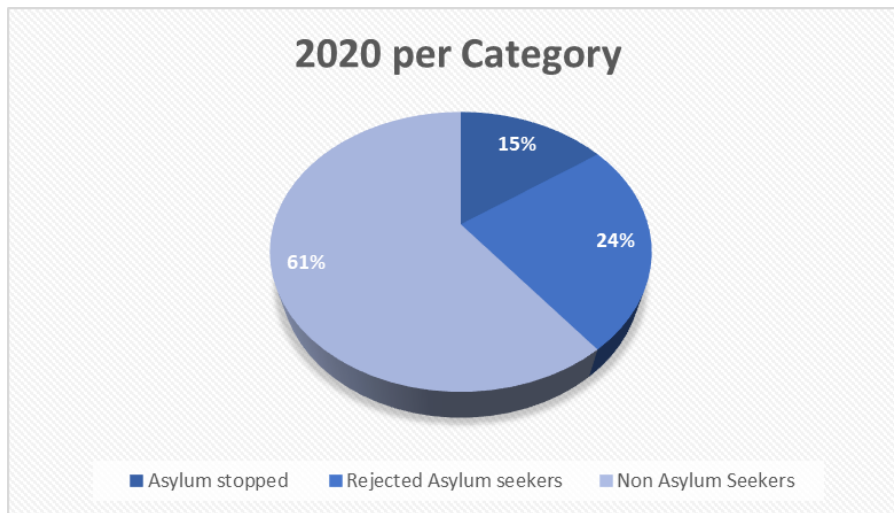
Voluntary Returns per Continent	January	February	March	April	May	June	July	August	September	October	2020
Africa	16	23	10	0	0	1	12	8	22	21	113
Asia	64	38	19	22	6	8	17	56	43	27	300
Europe	62	64	30	9	20	53	55	37	65	24	419
Latin America and the Caribbean	60	79	47	30	38	67	54	42	29	54	500
Northern America	0	0	0	0	0	0	0	0	0	0	0
Oceania	0	0	0	0	0	0	0	0	0	0	0
Grand Total	202	204	106	61	64	129	138	143	159	126	1332

Voluntary Returns per Province 2020

Voluntary Returns per Province	January	February	March	April	May	June	July	August	September	October	2020
Antwerpen	35	35	8	14	2	10	18	48	53	38	261
Brabant Wallon	4	0	0	1	0	0	2	1	5	1	14
Brussels City	87	124	77	38	48	81	77	58	55	70	715
Hainaut	22	1	3	2	1	7	16	7	6	2	67
Liège	3	10	2	4	4	1	2	3	12		41
Limburg	16	6	1	0	0	4	0	0	6	5	38
Luxembourg	6	7	0	0	1	3	9	1			27
Namur	6	7	2	0	0	0	0	0	3	5	23
Oost-Vlaanderen	16	9	4	2	2	5	7	13	11	4	73
Vlaams-Brabant	4	4	4	0	6	5	1	3	2		29
West-Vlaanderen	3	1	5	0	0	13	6	9	6	1	44
Grand Total	202	204	106	61	64	129	138	143	159	126	1332




Voluntary Returns per Category 2020



Voluntary Returns per Category	January	February	March	April	May	June	July	August	September	October	2020
Asylum stopped	31	26	14	1	4	22	20	16	43	25	202
Rejected Asylum seekers	67	54	20	13	10	28	35	34	38	24	323
Non Asylum Seekers	104	124	72	47	50	79	83	93	78	77	807
Grand Total	202	204	106	61	64	129	138	143	159	126	1332

Voluntary Returns per Sex 2020



773 (58%)

559 (42%)

Voluntary Returns per Family composition 2020

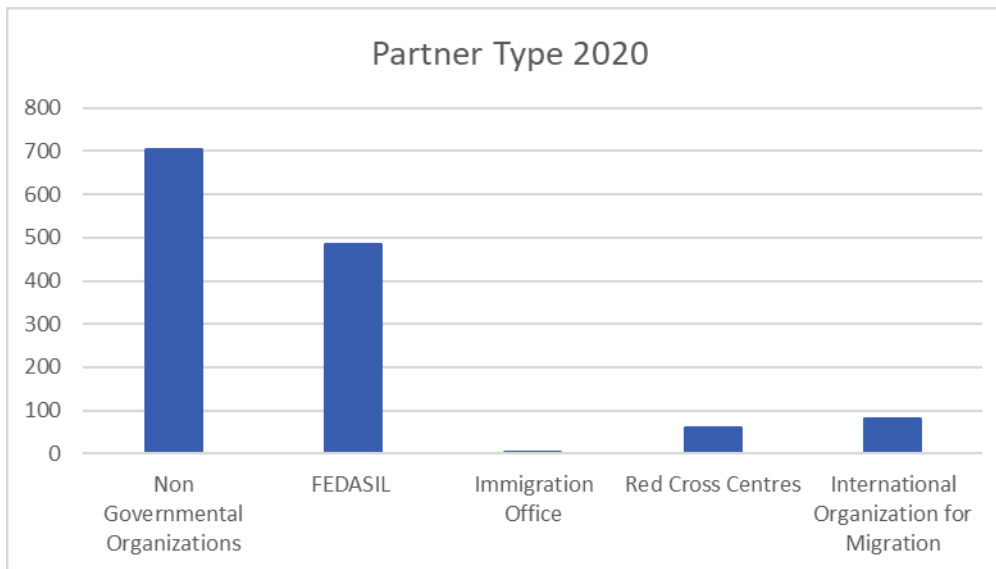
Single vs Families



667 single – 665 with family members



Voluntary Returns per Partner Type 2020



Referrals per type of Partner	January	February	March	April	May	June	July	August	September	October	2020
Non Governmental Organizations	90	126	67	19	37	61	63	85	80	75	703
FEDASIL	103	61	35	25	13	49	48	45	67	39	485
Immigration Office	0	2	1	0	1	0	0	1	0	0	5
Red Cross Centres	7	8	1	0	5	5	10	6	10	7	59
International Organization for Migration	2	7	2	17	8	14	17	6	2	5	80
Grand Total	202	204	106	61	64	129	138	143	159	126	1332



International Organization for Migration (IOM)
The UN Migration Agency

Voluntary Returns / Asylum Requests 2020

Month	Asylum Requests	Voluntary Returns
January	2739	202
February	1990	204
March	1116	106
April	236	61
May	389	64
June	623	129
July	820	138
August	1270	143
September	1961	159
October		126
November		
December		
Grand Total	11144	1332



International Organization for Migration (IOM)
The UN Migration Agency

Reintegration support IOM – October 2020

Destination country AVRR – Reintegration IOM	Persons
AFGHANISTAN	1
ARMENIA	1
BRAZIL	3
CAMEROON	1
CHINA	1
COLOMBIA	1
CÔTE D'IVOIRE	1
DJIBOUTI	1
EL SALVADOR	4
GHANA	1
IRAN, ISLAMIC REPUBLIC OF	2
IRAQ	2
KOSOVO	4
MALI	1
MOLDOVA, REPUBLIC OF	3
MONGOLIA	17
PAKISTAN	1
PERU	2
POLAND	1
RUSSIAN FEDERATION	3
SOMALIA	1
SOUTH AFRICA	1
TANZANIA, UNITED REPUBLIC OF	1
VENEZUELA, BOLIVARIAN REPUBLIC OF	1
Grand Total	55

Type of Vulnerability	Persons
Persons with medical needs	12
Persons with medical needs + escort	0
Pregnant women	0
Families with children	3
Single parents	1
Elderly persons	4
UMC	0
ex-UMC	0
VoT	0
UAM-VoT	0
Grand total	20