



ASSISTED VOLUNTARY RETURN FROM BELGIUM (REAB)

MONTHLY QUANTITATIVE REPORT – AUGUST 2020

143 IOM AVR from Belgium in August.
100% by plane, **0%** by land

44 % received a small cash reinstallation grant (EUR 250 adult/EUR 125 child) and **81** persons received transit assistance to reach final destination

1047 IOM AVR from Belgium in 2020 to **76** countries of origin

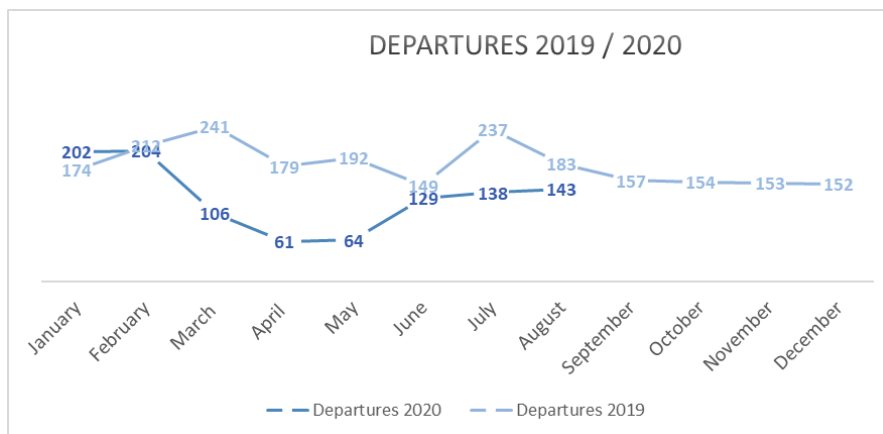
On 17th March 2020, the Assisted Voluntary Return and Reintegration from Belgium was temporarily put on hold due to the Covid-19 pandemic. As countries drastically reduced the entry to their territories and many airlines suspended their international and domestic flights, the safe and orderly travel of the AVRR beneficiaries until final destination, could no longer be guaranteed.

IOM currently organizes voluntary returns on a case by case basis and remains in contact with migrants and partners to prepare the return files and reviews the situation on a daily basis to resume the voluntary return as soon as the situation allows it.

For specific questions related to Covid-19, partners and migrants can contact IOM's hotline:

- NL: +32 499 64 80 94 (Tel, SMS, WhatsApp, Viber)
- FR: +32 491 56 05 23 (Tel, SMS, WhatsApp, Viber)

Number of AVR beneficiaries 2019/2020:¹



¹ The AVR figures refer to the assisted voluntary returns organized via IOM. For a full overview of the voluntary return figures from Belgium, please consult the Fedasil website: <https://www.fedasil.be/en/statistics>



Total Voluntary Returns – August:

Countries or areas/places of return	August		Total Departures 2020	Total Registrations 2020
	Departed	Registered		
AFGHANISTAN	3	2	22	29
ALBANIA	4	10	32	68
ALGERIA			10	20
ANGOLA			0	4
ARGENTINA			2	0
ARMENIA	1		11	17
AUSTRALIA			0	0
AZERBAIJAN		1	1	3
BANGLADESH		2	1	3
BARBADOS			0	0
BELARUS	8	4	58	55
BENIN			1	1
BHUTAN			0	0
BOLIVIA (THE PLURINATIONAL STATE OF)			0	0
BOSNIA AND HERZEGOVINA	1		1	12
BOTSWANA			0	0
BRAZIL	29	32	339	463
BULGARIA	2	3	12	15
BURKINA FASO			2	3
BURUNDI		2	2	8
CAMBODIA			0	0
CAMEROON	2		3	4
CANADA			0	0
CABO VERDE			0	0
CENTRAL AFRICAN REPUBLIC			0	0
CHAD			0	1
CHILE		3	1	9
CHINA			1	6
COLOMBIA	13	9	41	50
CONGO (Brazzaville)		1	0	1
CONGO, DEMOCRATIC REPUBLIC OF		3	4	31
COSTA RICA			0	0
CÔTE D'IVOIRE			1	1
CROATIA			1	3
CUBA			0	1
CURACAO			0	0
CYPRUS			1	1
CZECHIA	3	3	4	4
DJIBOUTI			3	4
DOMINICAN REPUBLIC			1	1
ECUADOR			1	2
EGYPT	1		3	6
EL SALVADOR		21	13	58
EQUATORIAL GUINEA			0	0
ERITREA			0	1
ESTONIA			0	0
ETHIOPIA	1	1	6	12
GABON			2	2
GAMBIA			0	1
GEORGIA	13	13	83	94



International Organization for Migration (IOM)
The UN Migration Agency

Countries or areas/places of return	August		Total Departures 2020	Total Registrations 2020
	Departed	Registered		
GHANA			1	4
GREECE			10	36
GUATEMALA			0	0
GUINEA	2	1	2	6
GUINEA-BISSAU			0	0
GUYANA			0	0
HAITI			0	0
HONDURAS			0	0
CHINA, HONG KONG SAR			0	0
HUNGARY	1	1	4	5
INDIA		1	6	8
INDONESIA			1	1
IRAN (THE ISLAMIC REPUBLIC OF)	2		21	11
IRAQ	7	4	14	38
IRELAND			0	0
ISRAEL			1	1
ITALY			1	3
JAMAICA			0	0
JORDAN			1	1
KAZAKHSTAN			3	4
KENYA			0	0
KOREA, REPUBLIC OF			0	0
KUWAIT			0	0
KYRGYZSTAN	4	2	4	4
LAO PEOPLE'S DEMOCRATIC REPUBLIC			0	0
LATVIA			2	3
LEBANON	1	2	7	17
LIBERIA			0	0
LIBYAN ARAB JAMAHIRIYA			0	0
LITHUANIA			0	0
MADAGASCAR			0	0
MALAYSIA			0	0
MALI			0	0
MALTA	1		1	4
MAURITANIA			0	1
MAURITIUS			0	0
MEXICO		4	0	4
MOLDOVA, REPUBLIC OF			5	7
MONGOLIA	24	22	34	72
MONTENEGRO			0	0
MOROCCO	1	6	13	32
MOZAMBIQUE			0	0
MYANMAR			0	0
NEPAL			2	1
NETHERLANDS ANTILLES			0	0
NICARAGUA			0	2
NIGER		1	2	6
NIGERIA			0	0
NORTH MACEDONIA	1	1	15	28
NORWAY			0	0
PAKISTAN		1	6	13
PALESTINIAN TERRITORIES		2	1	4
PANAMA			0	0
PARAGUAY			0	1
PERU		4	13	16
PHILIPPINES	1		5	5

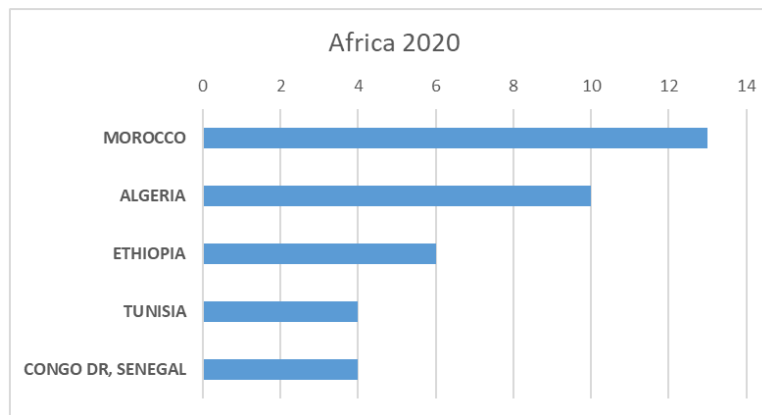
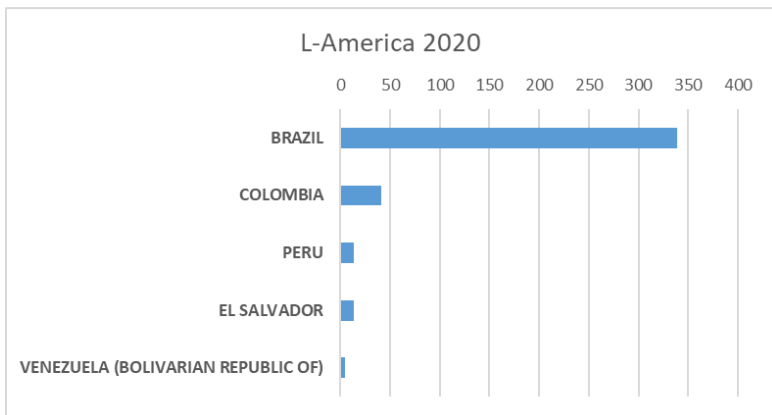
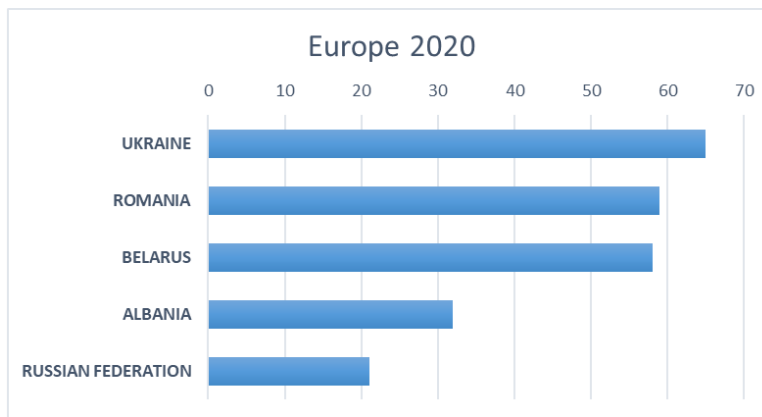
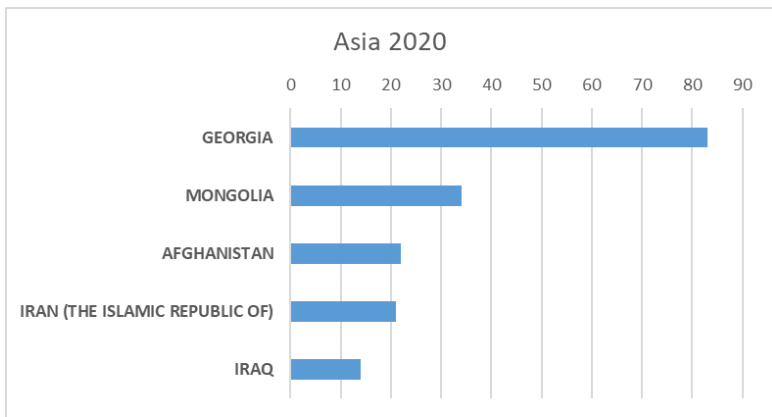


International Organization for Migration (IOM)
The UN Migration Agency

Countries or areas/places of return	August		Total Departures 2020	Total Registrations 2020
	Departed	Registered		
POLAND		1	2	4
PORTUGAL			0	0
ROMANIA	4	9	59	104
RUSSIAN FEDERATION	2	11	21	83
RWANDA			1	2
SAUDI ARABIA			0	0
SAO TOME AND PRINCIPE			0	0
SENEGAL		3	4	8
SERBIA	1	8	14	44
SIERRA LEONE			0	0
SLOVAKIA	1	1	10	16
SOMALIA		2	0	6
SOUTH AFRICA			0	0
SOUTH SUDAN			0	4
SPAIN		5	6	12
SRI LANKA			2	3
SUDAN	1		1	3
SURINAME			1	2
SYRIAN ARAB REPUBLIC			0	0
SWEDEN			0	1
TAIWAN PROVINCE OF THE PEOPLE'S REPUBLIC OF CHINA			0	0
TAJKISTAN			0	0
TANZANIA, UNITED REPUBLIC OF			0	0
THAILAND			2	2
TOGO			1	1
TRINIDAD AND TOBAGO			0	0
TUNISIA			4	7
TURKEY			4	3
TUVALU			0	0
UGANDA			0	1
UKRAINE	8	7	65	76
UNITED ARABES EMIRATES			0	0
UNITED KINGDOM			0	0
UNITED STATES OF AMERICA			0	1
URUGUAY			0	1
UZBEKISTAN			0	0
VENEZUELA (BOLIVARIAN REPUBLIC OF)		5	5	29
VIET NAM			0	0
YEMEN			0	0
ZAMBIA			1	2
ZIMBABWE			0	0
KOSOVO UNSCR 1244			6	7
Grand Total	143	214	1047	1754



Main destinations Voluntary Returns per Continent 2020:





International Organization for Migration (IOM)
The UN Migration Agency

Voluntary Returns per Region / Continent 2020

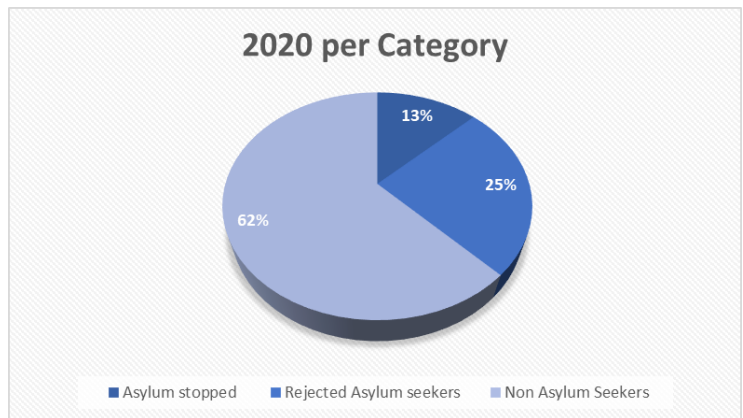
Voluntary Returns per Continent	January	February	March	April	May	June	July	August	2020
Africa	16	23	10	0	0	1	12	8	70
Asia	64	38	19	22	6	8	17	56	230
Europe	62	64	30	9	20	53	55	37	330
Latin America and the Caribbean	60	79	47	30	38	67	54	42	417
Northern America	0	0	0	0	0	0	0	0	0
Oceania	0	0	0	0	0	0	0	0	0
Grand Total	202	204	106	61	64	129	138	143	1047

Voluntary Returns per Province 2020

Voluntary Returns per Province	January	February	March	April	May	June	July	August	2020
Antwerpen	35	35	8	14	2	10	18	48	170
Brabant Wallon	4	0	0	1	0	0	2	1	8
Brussels City	87	124	77	38	48	81	77	58	590
Hainaut	22	1	3	2	1	7	16	7	59
Liège	3	10	2	4	4	1	2	3	29
Limburg	16	6	1	0	0	4	0	0	27
Luxembourg	6	7	0	0	1	3	9	1	27
Namur	6	7	2	0	0	0	0	0	15
Oost-Vlaanderen	16	9	4	2	2	5	7	13	58
Vlaams-Brabant	4	4	4	0	6	5	1	3	27
West-Vlaanderen	3	1	5	0	0	13	6	9	37
Grand Total	202	204	106	61	64	129	138	143	1047

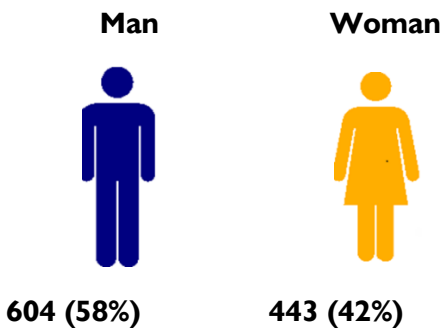


Voluntary Returns per Category 2020



Voluntary Returns per Category	January	February	March	April	May	June	July	August	2020
Asylum stopped	31	26	14	1	4	22	20	16	134
Rejected Asylum seekers	67	54	20	13	10	28	35	34	261
Non Asylum Seekers	104	124	72	47	50	79	83	93	652
Grand Total	202	204	106	61	64	129	138	143	1047

Voluntary Returns per Sex 2020

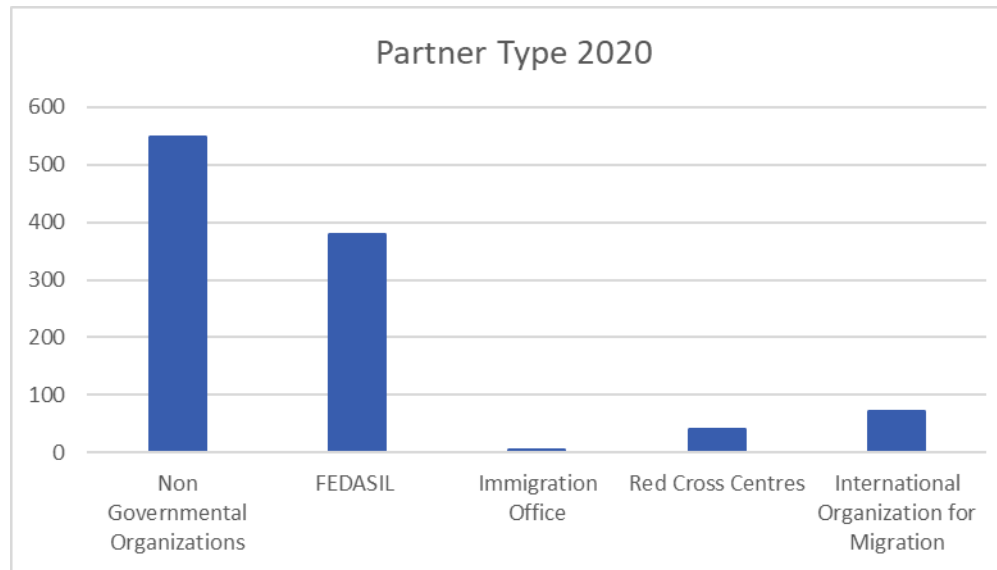


Voluntary Returns per Family composition 2020





Voluntary Returns per Partner Type 2020



Referrals per type of Partner	January	February	March	April	May	June	July	August	2020
Non Governmental Organizations	90	126	67	19	37	61	63	85	548
FEDASIL	103	61	35	25	13	49	48	45	379
Immigration Office	0	2	1	0	1	0	0	1	5
Red Cross Centres	7	8	1	0	5	5	10	6	42
International Organization for Migration	2	7	2	17	8	14	17	6	73
Grand Total	202	204	106	61	64	129	138	143	1047



International Organization for Migration (IOM)
The UN Migration Agency

Voluntary Returns / Asylum Requests 2020

Month	Asylum Requests	Voluntary Returns
January	2739	202
February	1990	204
March	1116	106
April	236	61
May	389	64
June	623	129
July	820	138
August		143
September		
October		
November		
December		
Grand Total	7913	1047



International Organization for Migration (IOM)
The UN Migration Agency

Reintegration support IOM – August 2020

Destination country AVRR – Reintegration IOM	Persons
AFGHANISTAN	3
ALBANIA	3
ARMENIA	1
BELARUS	7
BOSNIA AND HERZEGOVINA	1
BULGARIA	1
CAMEROON	1
COLOMBIA	2
EGYPT	1
GEORGIA	5
IRAN, ISLAMIC REPUBLIC OF	1
IRAQ	6
LEBANON	1
MONGOLIA	17
PHILIPPINES	1
ROMANIA	1
SUDAN	1
UKRAINE	1
Grand Total	54

Type of Vulnerability	Persons
Persons with medical needs	7
Persons with medical needs + escort	0
Pregnant women	0
Families with children	5
Single parents	0
Elderly persons	3
UMC	0
ex-UMC	0
VoT	0
UAM-VoT	0
Grand total	15