



## ASSISTED VOLUNTARY RETURN FROM BELGIUM (REAB)

### MONTHLY QUANTITATIVE REPORT – JUNE 2020

**129** IOM AVR from Belgium in June. **100%** by plane, **0%** by land

**9** % received a small cash reinstallation grant (EUR 250 adult/EUR 125 child) and **87** persons received transit assistance to reach final destination in June

**766** IOM AVRs from Belgium in 2020 to **67** countries of origin

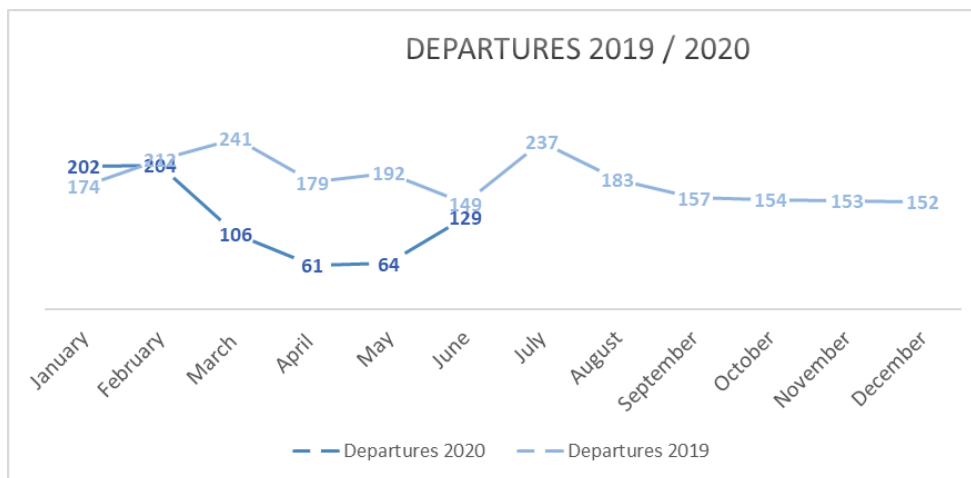
On 17<sup>th</sup> March 2020, the Assisted Voluntary Return and Reintegration from Belgium was temporarily put on hold due to the Covid-19 pandemic. As countries drastically reduced the entry to their territories and many airlines suspended their international and domestic flights, the safe and orderly travel of the AVRR beneficiaries until final destination, could no longer be guaranteed.

IOM currently organizes voluntary returns on a case by case basis and remains in contact with migrants and partners to prepare the return files and reviews the situation on a daily basis to resume the voluntary return as soon as the situation allows it.

For specific questions related to Covid-19, partners and migrants can contact IOM's hotline:

- NL: +32 499 64 80 94 (Tel, SMS, WhatsApp, Viber)
- FR: +32 491 56 05 23 (Tel, SMS, WhatsApp, Viber)

### Number of AVR beneficiaries 2019/2020:<sup>1</sup>



<sup>1</sup> The AVR figures refer to the assisted voluntary returns organized via IOM. For a full overview of the voluntary return figures from Belgium, please consult the Fedasil website: <https://www.fedasil.be/en/statistics>



## Total Voluntary Returns – June:

Countries or areas/places of return	June		Total Departures 2020	Total Registrations 2020
	Departed	Registered		
AFGHANISTAN		1	13	23
ALBANIA	6	16	19	48
ALGERIA		1	10	17
ANGOLA		1	0	3
ARGENTINA			2	0
ARMENIA	1	3	7	13
AUSTRALIA			0	0
AZERBAIJAN			1	2
BANGLADESH			1	1
BARBADOS			0	0
BELARUS	19	7	39	51
BENIN		1	0	1
BHUTAN			0	0
BOLIVIA (THE PLURINATIONAL STATE OF)			0	0
BOSNIA AND HERZEGOVINA			0	12
BOTSWANA			0	0
BRAZIL	51	44	261	393
BULGARIA	1	1	10	12
BURKINA FASO			2	3
BURUNDI			2	3
CAMBODIA			0	0
CAMEROON		1	1	3
CANADA			0	0
CABO VERDE			0	0
CENTRAL AFRICAN REPUBLIC			0	0
CHAD			0	1
CHILE			1	1
CHINA		1	1	4
COLOMBIA	16	11	28	34
CONGO (Brazzaville)			0	0
CONGO, DEMOCRATIC REPUBLIC OF		3	4	27
COSTA RICA			0	0
CÔTE D'IVOIRE		1	1	1
CROATIA	1	1	1	3
CUBA			0	0
CURACAO			0	0
CYPRUS			1	1
CZECHIA			1	1
DJIBOUTI			3	4
DOMINICAN REPUBLIC			1	1
ECUADOR			1	2
EGYPT	1	1	1	3
EL SALVADOR		10	13	35
EQUATORIAL GUINEA			0	0
ERITREA		1	0	1
ESTONIA			0	0
ETHIOPIA		2	3	10
GABON		1	0	2
GAMBIA			0	1
GEORGIA	7	6	70	76



International Organization for Migration (IOM)  
The UN Migration Agency

Countries or areas/places of return	June		Total Departures 2020	Total Registrations 2020
	Departed	Registered		
GHANA			1	4
GREECE	4	4	8	30
GUATEMALA			0	0
GUINEA		2	0	5
GUINEA-BISSAU			0	0
GUYANA			0	0
HAITI			0	0
HONDURAS			0	0
CHINA, HONG KONG SAR			0	0
HUNGARY			1	2
INDIA			6	6
INDONESIA			1	1
IRAN (THE ISLAMIC REPUBLIC OF)		4	12	11
IRAQ		2	7	27
IRELAND			0	0
ISRAEL			1	1
ITALY		1	1	3
JAMAICA			0	0
JORDAN			1	0
KAZAKHSTAN			3	4
KENYA			0	0
KOREA, REPUBLIC OF			0	0
KUWAIT			0	0
KYRGYZSTAN			0	0
LAO PEOPLE'S DEMOCRATIC REPUBLIC			0	0
LATVIA			1	2
LEBANON			6	9
LIBERIA			0	0
LIBYAN ARAB JAMAHIRIYA			0	0
LITHUANIA			0	0
MADAGASCAR			0	0
MALAYSIA			0	0
MALI			0	0
MALTA			0	3
MAURITANIA			0	0
MAURITIUS			0	0
MEXICO			0	0
MOLDOVA, REPUBLIC OF		1	3	6
MONGOLIA		11	10	46
MONTENEGRO			0	0
MOROCCO		4	10	25
MOZAMBIQUE			0	0
MYANMAR			0	0
NEPAL			2	0
NETHERLANDS ANTILLES			0	0
NICARAGUA		1	0	2
NIGER		2	2	5
NIGERIA			0	0
NORTH MACEDONIA		3	10	24
NORWAY			0	0
PAKISTAN		1	3	7
PALESTINIAN TERRITORIES			1	2
PANAMA			0	0
PARAGUAY		1	0	1
PERU		1	8	9
PHILIPPINES			4	4

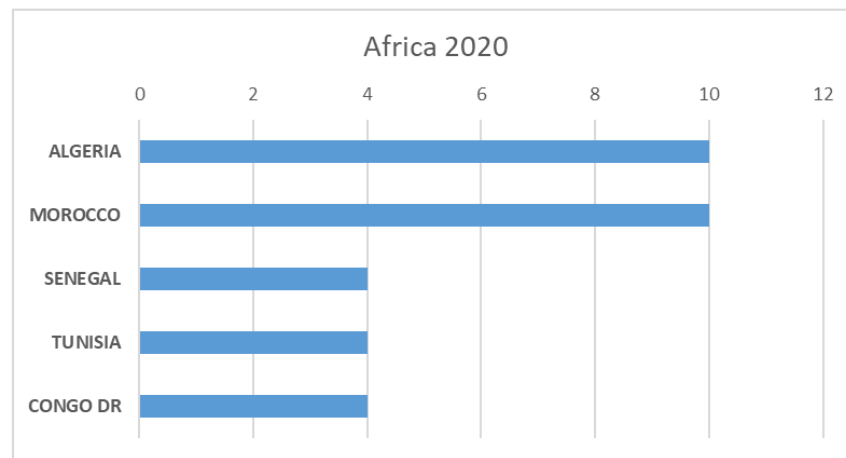
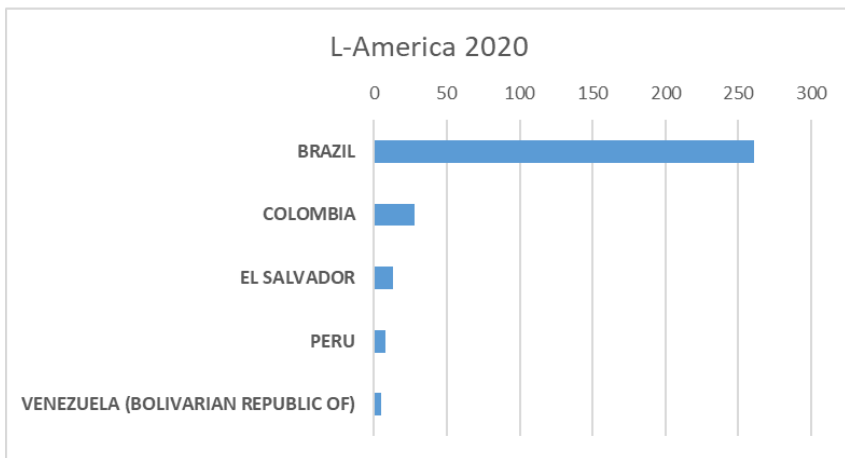
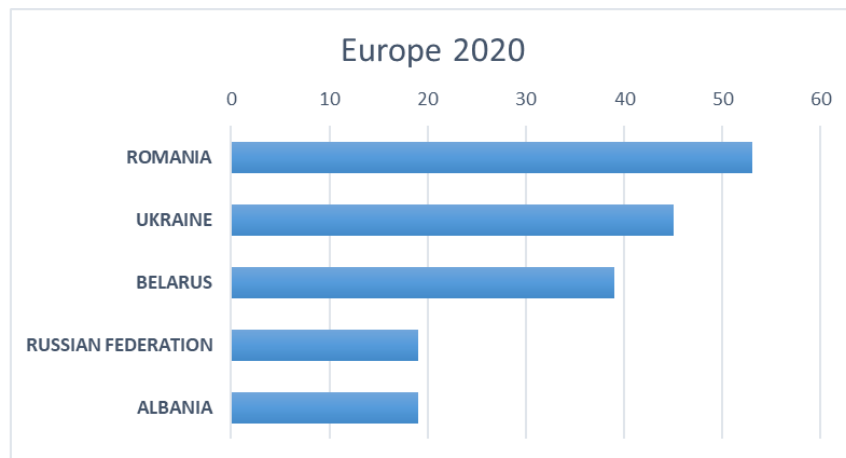
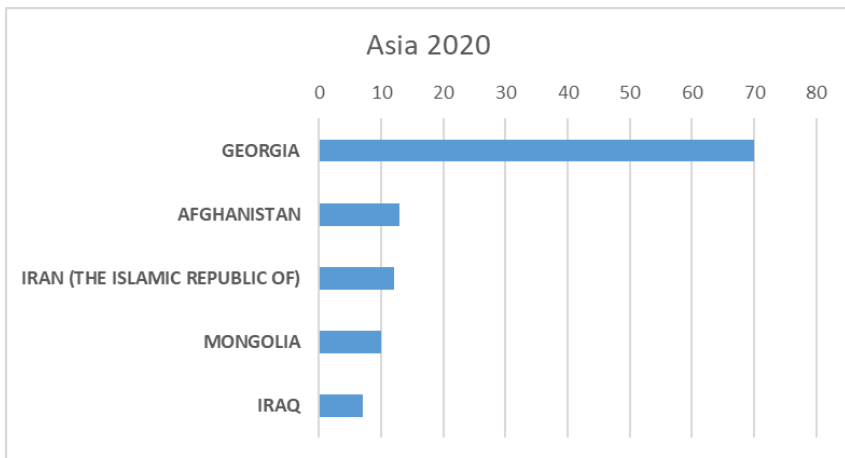


International Organization for Migration (IOM)  
The UN Migration Agency

Countries or areas/places of return	June		Total Departures 2020	Total Registrations 2020
	Departed	Registered		
POLAND	1	2	1	3
PORTUGAL			0	0
ROMANIA	2	7	53	91
RUSSIAN FEDERATION		8	19	55
RWANDA		1	1	2
SAUDI ARABIA			0	0
SAO TOME AND PRINCIPE			0	0
SENEGAL			4	5
SERBIA	9	9	11	34
SIERRA LEONE			0	0
SLOVAKIA			9	14
SOMALIA			0	4
SOUTH AFRICA			0	0
SOUTH SUDAN		3	0	4
SPAIN			0	0
SRI LANKA			2	3
SUDAN		1	0	2
SURINAME			1	2
SYRIAN ARAB REPUBLIC			0	0
SWEDEN			0	1
TAIWAN PROVINCE OF THE PEOPLE'S REPUBLIC OF CHINA			0	0
TAJIKISTAN			0	0
TANZANIA, UNITED REPUBLIC OF			0	0
THAILAND			1	1
TOGO			1	1
TRINIDAD AND TOBAGO			0	0
TUNISIA			4	7
TURKEY			4	3
TUVALU			0	0
UGANDA			0	1
UKRAINE	10	12	45	59
UNITED ARABES EMIRATES			0	0
UNITED KINGDOM			0	0
UNITED STATES OF AMERICA			0	1
URUGUAY			0	1
UZBEKISTAN			0	0
VENEZUELA (BOLIVARIAN REPUBLIC OF)		7	5	23
VIET NAM			0	0
YEMEN			0	0
ZAMBIA		1	0	1
ZIMBABWE			0	0
KOSOVO UNSCR 1244			5	7
<b>Grand Total</b>	<b>129</b>	<b>203</b>	<b>766</b>	<b>1357</b>



### Main destinations Voluntary Returns per Continent 2020:





International Organization for Migration (IOM)  
The UN Migration Agency

### Voluntary Returns per Region / Continent 2020

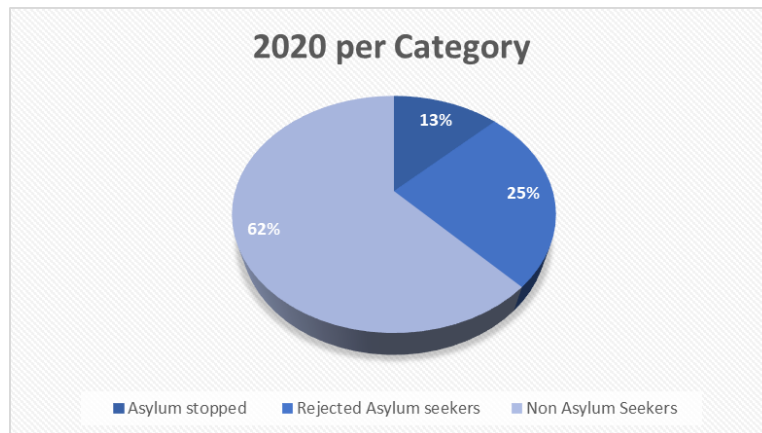
Voluntary Returns per Continent	January	February	March	April	May	June	2020
Africa	16	23	10	0	0	1	50
Asia	64	38	19	22	6	8	157
Europe	62	64	30	9	20	53	238
Latin America and the Caribbean	60	79	47	30	38	67	321
Northern America	0	0	0	0	0	0	0
Oceania	0	0	0	0	0	0	0
<b>Grand Total</b>	<b>202</b>	<b>204</b>	<b>106</b>	<b>61</b>	<b>64</b>	<b>129</b>	<b>766</b>

### Voluntary Returns per Province 2020

Voluntary Returns per Province	January	February	March	April	May	June	2020
Antwerpen	35	35	8	14	2	10	104
Brabant Wallon	4	0	0	1	0	0	5
Brussels City	87	124	77	38	48	81	455
Hainaut	22	1	3	2	1	7	36
Liège	3	10	2	4	4	1	24
Limburg	16	6	1	0	0	4	27
Luxembourg	6	7	0	0	1	3	17
Namur	6	7	2	0	0	0	15
Oost-Vlaanderen	16	9	4	2	2	5	38
Vlaams-Brabant	4	4	4	0	6	5	23
West-Vlaanderen	3	1	5	0	0	13	22
<b>Grand Total</b>	<b>202</b>	<b>204</b>	<b>106</b>	<b>61</b>	<b>64</b>	<b>129</b>	<b>766</b>

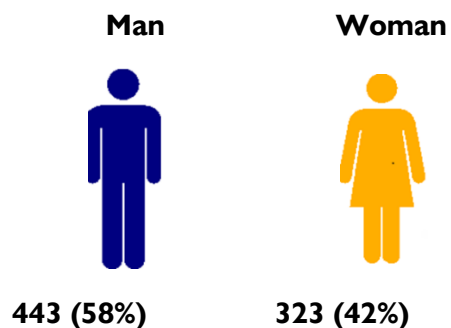


### Voluntary Returns per Category 2020

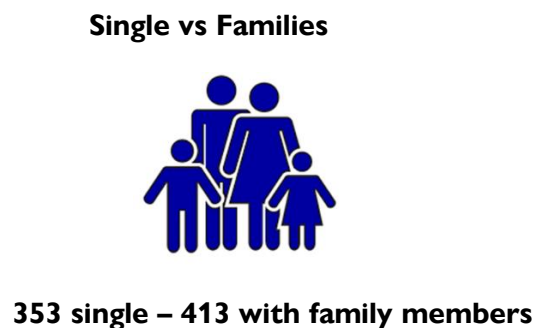


Voluntary Returns per Category	January	February	March	April	May	June	2020
Asylum stopped	31	26	14	1	4	22	98
Rejected Asylum seekers	67	54	20	13	10	28	192
Non Asylum Seekers	104	124	72	47	50	79	476
Grand Total	202	204	106	61	64	129	766

### Voluntary Returns per Sex 2020

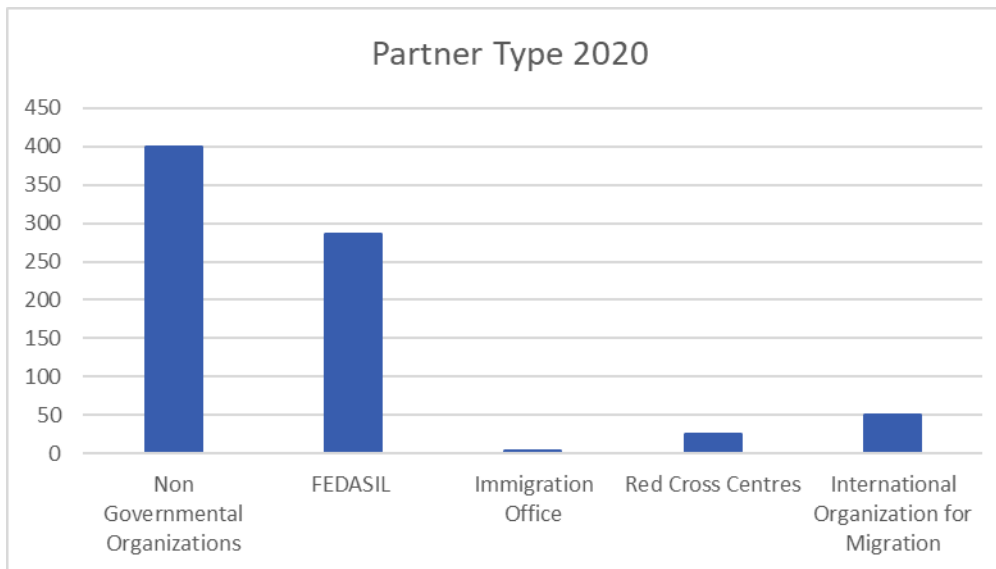


### Voluntary Returns per Family composition 2020





### Voluntary Returns per Partner Type 2020



Referrals per type of Partner	January	February	March	April	May	June	2020
Non Governmental Organizations	90	126	67	19	37	61	400
FEDASIL	103	61	35	25	13	49	286
Immigration Office	0	2	1	0	1	0	4
Red Cross Centres	7	8	1	0	5	5	26
International Organization for Migration	2	7	2	17	8	14	50
Grand Total	202	204	106	61	64	129	766





International Organization for Migration (IOM)  
The UN Migration Agency

## Voluntary Returns / Asylum Requests 2020

Month	Asylum Requests	Voluntary Returns
January	2739	202
February	1990	204
March	1116	106
April	236	61
May	389	64
June		129
July		
August		
September		
October		
November		
December		
<b>Grand Total</b>	<b>6470</b>	<b>766</b>



International Organization for Migration (IOM)  
The UN Migration Agency

## Reintegration support IOM – June 2020

Destination country AVRR – Reintegration IOM	Persons
ALBANIA	6
ARMENIA	1
BELARUS	19
BRAZIL	11
COLOMBIA	4
SERBIA	5
<b>Grand Total</b>	<b>46</b>

Type of Vulnerability	Persons
Persons with medical needs	2
Persons with medical needs + escort	0
Pregnant women	1
Families with children	2
Single parents	1
Elderly persons	0
UMC	0
ex-UMC	0
VoT	0
UAM-VoT	0
<b>Grand total</b>	<b>6</b>