



ASSISTED VOLUNTARY RETURN FROM BELGIUM (REAB)

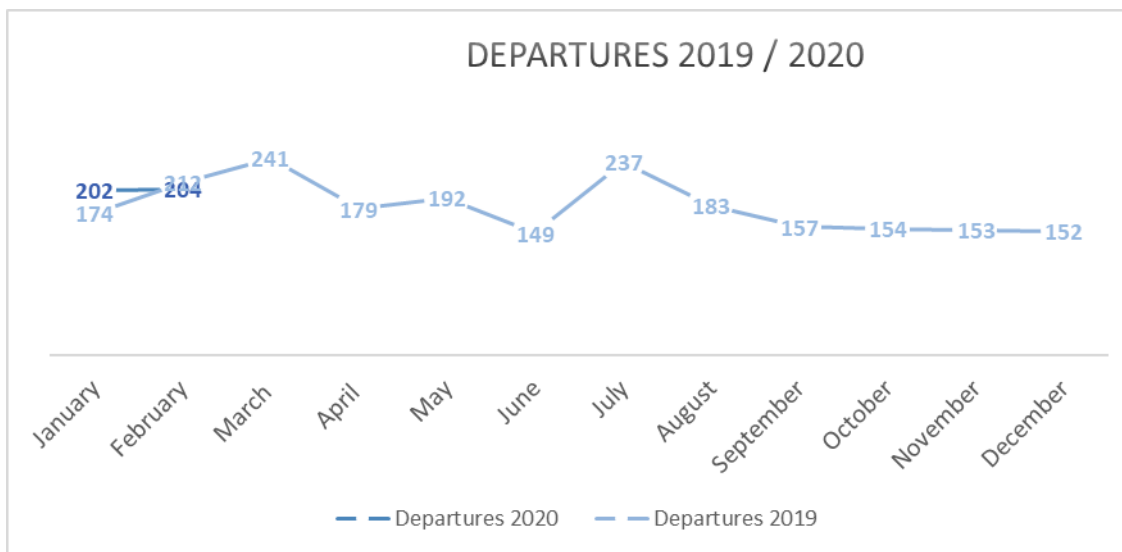
MONTHLY QUANTITATIVE REPORT – FEBRUARY 2020

204 IOM AVRRs from Belgium in February.
81% by plane, **19%** by land

55 % received a small cash reinstallation grant (EUR 250 adult/EUR 125 child) and **21** persons received transit assistance to reach final destination in February

204 IOM AVRRs from Belgium in 2020 to **58** countries of origin

Number of AVRR beneficiaries 2019/2020:





Total Voluntary Returns – February:

Countries or areas/places of return	February		Total Departures 2020	Total Registrations 2020
	Departed	Registered		
AFGHANISTAN	1	6	11	19
ALBANIA	2	11	5	17
ALGERIA	2	4	7	12
ANGOLA			0	1
ARGENTINA			2	0
ARMENIA		2	4	3
AUSTRALIA			0	0
AZERBAIJAN		1	0	1
BANGLADESH	1		1	1
BARBADOS			0	0
BELARUS	2	15	9	21
BENIN			0	0
BHUTAN			0	0
BOLIVIA (THE PLURINATIONAL STATE OF)			0	0
BOSNIA AND HERZEGOVINA		1	0	4
BOTSWANA			0	0
BRAZIL	59	46	103	122
BULGARIA	1	1	1	2
BURKINA FASO	2		2	1
BURUNDI		1	2	1
CAMBODIA			0	0
CAMEROON		1	0	1
CANADA			0	0
CABO VERDE			0	0
CENTRAL AFRICAN REPUBLIC			0	0
CHAD			0	1
CHILE		1	0	1
CHINA			1	1
COLOMBIA	7	3	11	6
CONGO (Brazzaville)			0	0
CONGO, DEMOCRATIC REPUBLIC OF	2	10	3	22
COSTA RICA			0	0
CÔTE D'IVOIRE			1	0
CROATIA			0	0
CUBA			0	0
CURACAO			0	0
CYPRUS	1	1	1	1
CZECHIA			1	1
DJIBOUTI	3	2	3	3
DOMINICAN REPUBLIC	1	1	1	1
ECUADOR	1	2	1	2
EGYPT			0	0
EL SALVADOR	10	7	11	13
EQUATORIAL GUINEA			0	0
ERITREA			0	0
ESTONIA			0	0
ETHIOPIA	3	3	3	6
GABON		1	0	1
GAMBIA			0	0
GEORGIA	19	16	37	43



International Organization for Migration (IOM)
The UN Migration Agency

Countries or areas/places of return	February		Total Departures 2020	Total Registrations 2020
	Departed	Registered		
GHANA			1	2
GREECE	2	5	2	5
GUATEMALA			0	0
GUINEA			0	1
GUINEA-BISSAU			0	0
GUYANA			0	0
HAITI			0	0
HONDURAS			0	0
CHINA, HONG KONG SAR			0	0
HUNGARY			0	0
INDIA	3	1	5	5
INDONESIA			1	1
IRAN (THE ISLAMIC REPUBLIC OF)	1	2	8	4
IRAQ	3	3	5	12
IRELAND			0	0
ISRAEL	1		1	1
ITALY	1		1	1
JAMAICA			0	0
JORDAN			1	0
KAZAKHSTAN		1	3	4
KENYA			0	0
KOREA, REPUBLIC OF			0	0
KUWAIT			0	0
KYRGYZSTAN			0	0
LAO PEOPLE'S DEMOCRATIC REPUBLIC			0	0
LATVIA			1	1
LEBANON			0	1
LIBERIA			0	0
LIBYAN ARAB JAMAHIRIYA			0	0
LITHUANIA			0	0
MADAGASCAR			0	0
MALAYSIA			0	0
MALI			0	0
MALTA		3	0	3
MAURITANIA			0	0
MAURITIUS			0	0
MEXICO			0	0
MOLDOVA, REPUBLIC OF			3	3
MONGOLIA	7	11	10	12
MONTENEGRO			0	0
MOROCCO	4	6	6	14
MOZAMBIQUE			0	0
MYANMAR			0	0
NEPAL			2	0
NETHERLANDS ANTILLES			0	0
NICARAGUA			0	1
NIGER		1	2	2
NIGERIA			0	0
NORTH MACEDONIA	4	4	10	9
NORWAY			0	0
PAKISTAN			3	4
PALESTINIAN TERRITORIES			1	1
PANAMA			0	0
PARAGUAY			0	0
PERU			4	0
PHILIPPINES			2	1

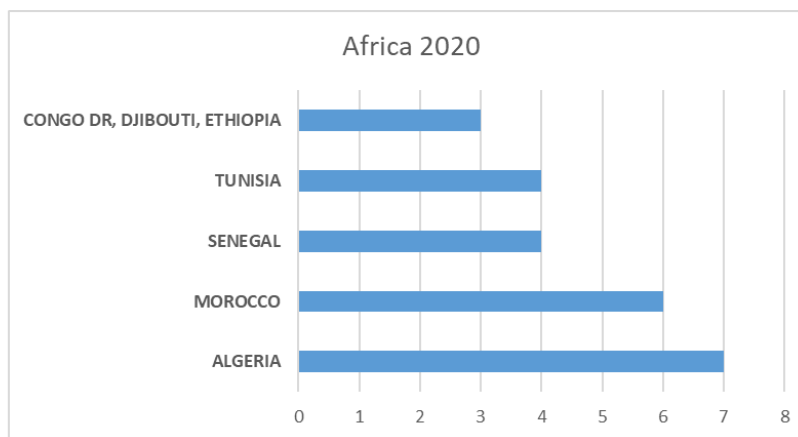
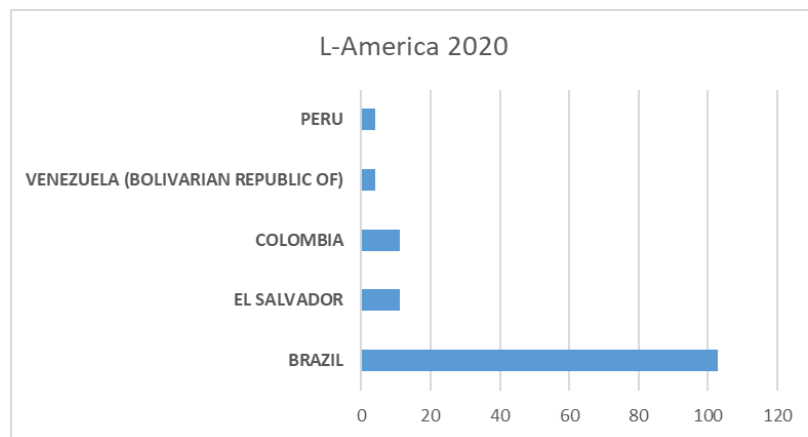
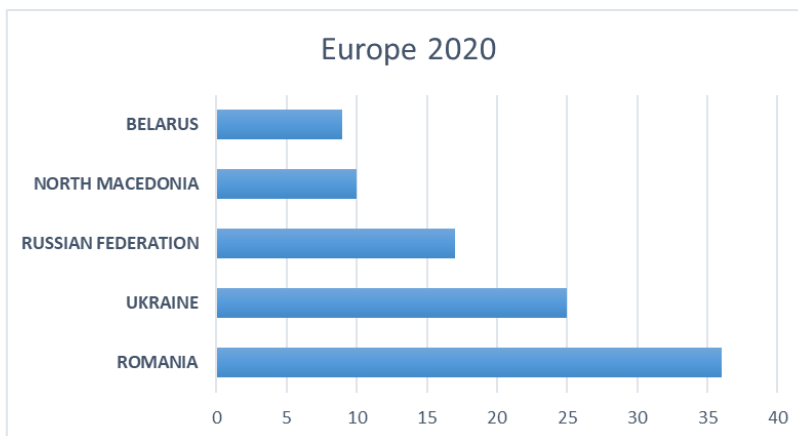
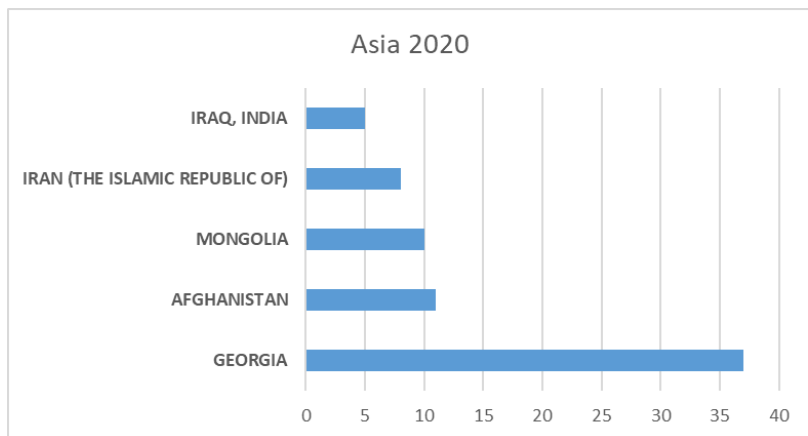


International Organization for Migration (IOM)
The UN Migration Agency

Countries or areas/places of return	February		Total Departures 2020	Total Registrations 2020
	Departed	Registered		
POLAND			0	1
PORTUGAL			0	0
ROMANIA	30	43	36	53
RUSSIAN FEDERATION	8	12	17	29
RWANDA	1		1	1
SAUDI ARABIA			0	0
SAO TOME AND PRINCIPE			0	0
SENEGAL	4	2	4	4
SERBIA			2	2
SIERRA LEONE			0	0
SLOVAKIA	7	10	8	13
SOMALIA			0	0
SOUTH AFRICA			0	0
SOUTH SUDAN			0	1
SPAIN			0	0
SRI LANKA	1		2	2
SUDAN			0	0
SURINAME	1	1	1	1
SYRIAN ARAB REPUBLIC			0	0
SWEDEN		1	0	1
TAIWAN PROVINCE OF THE PEOPLE'S REPUBLIC OF CHINA			0	0
TAJIKISTAN			0	0
TANZANIA, UNITED REPUBLIC OF			0	0
THAILAND			1	1
TOGO			0	1
TRINIDAD AND TOBAGO			0	0
TUNISIA	2	2	4	5
TURKEY	1	2	3	3
TUVALU			0	0
UGANDA			0	0
UKRAINE	4	6	25	24
UNITED ARABES EMIRATES			0	0
UNITED KINGDOM			0	0
UNITED STATES OF AMERICA			0	0
URUGUAY			0	0
UZBEKISTAN			0	0
VENEZUELA (BOLIVARIAN REPUBLIC OF)		1	5	1
VIET NAM			0	0
YEMEN			0	0
ZAMBIA			0	0
ZIMBABWE			0	0
KOSOVO UNSCR 1244	2	3	4	4
Grand Total	204	256	406	543



Main destinations Voluntary Returns per Continent 2020:





International Organization for Migration (IOM)
The UN Migration Agency

Voluntary Returns per Region / Continent 2020

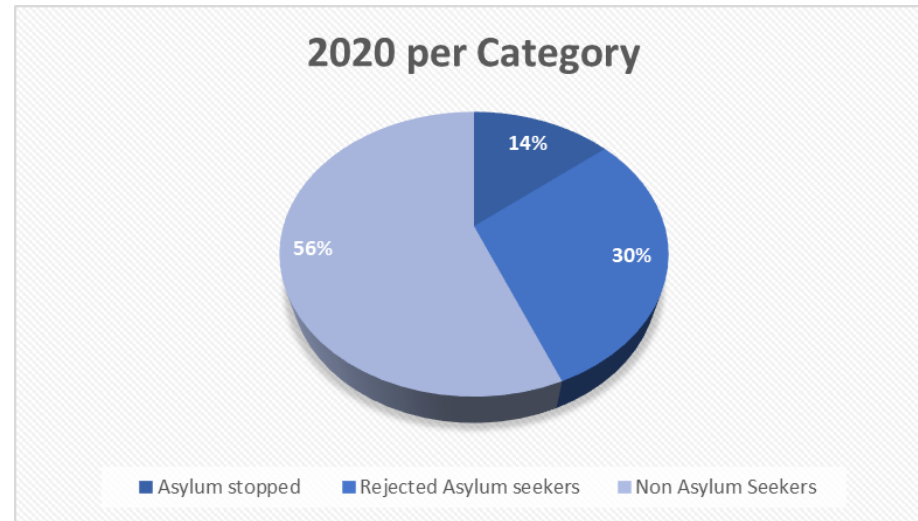
Voluntary Returns per Continent	January	February	2020
Africa	16	23	39
Asia	64	38	102
Europe	62	64	126
Latin America and the Caribbean	60	79	139
Northern America	0	0	0
Oceania	0	0	0
Grand Total	202	204	406

Voluntary Returns per Province 2020

[Statistics not available– will be updated later]

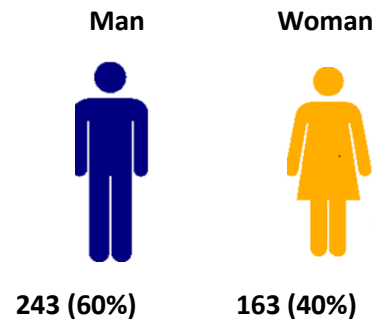


Voluntary Returns per Category 2020

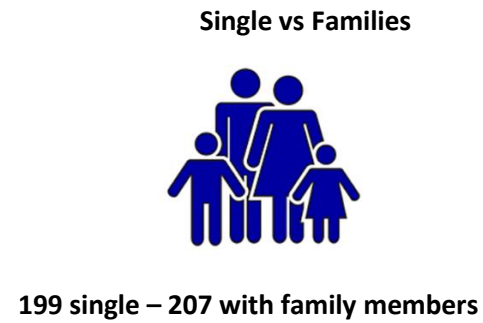


Voluntary Returns per Category	January	February	2020
Asylum stopped	31	26	57
Rejected Asylum seekers	67	54	121
Non Asylum Seekers	104	124	228
Grand Total	202	204	406

Voluntary Returns per Sex 2020

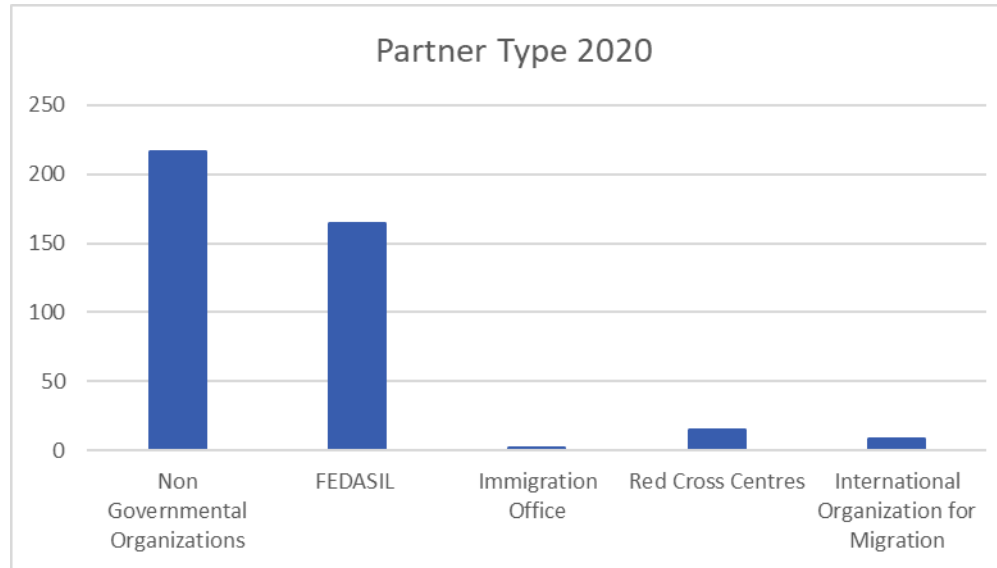


Voluntary Returns per Family composition 2020





Voluntary Returns per Partner Type 2020



Referrals per type of Partner	January	February	2020
Non Governmental Organizations	90	126	216
FEDASIL	103	61	164
Immigration Office	0	2	2
Red Cross Centres	7	8	15
International Organization for Migration	2	7	9
Grand Total	202	204	406



International Organization for Migration (IOM)
The UN Migration Agency

Voluntary Returns / Asylum Requests 2020

Month	Asylum Requests	Voluntary Returns
January	2739	202
February	1990	204
March		
April		
May		
June		
July		
August		
September		
October		
November		
December		
Grand Total	4729	406



International Organization for Migration (IOM)
The UN Migration Agency

Reintegration support IOM – February 2020

Destination country AVRR – Reintegration IOM	Persons
AFGHANISTAN	1
ALBANIA	1
BELARUS	2
BRAZIL	4
BULGARIA	1
BURKINA FASO	1
CONGO, THE DEMOCRATIC REPUBLIC OF THE	2
DJIBOUTI	3
EL SALVADOR	8
ETHIOPIA	1
GEORGIA	11
INDIA	1
IRAN, ISLAMIC REPUBLIC OF	1
IRAQ	3
KOSOVO	2
MONGOLIA	4
MOROCCO	1
NORTH MACEDONIA, THE REPUBLIC OF	1
RUSSIAN FEDERATION	3
RWANDA	1
SENEGAL	4
SRI LANKA	1
TUNISIA	1
TURKEY	1
Grand Total	59

Type of Vulnerability	Persons
Persons with medical needs	12
Persons with medical needs + escort	0
Pregnant women	0
Families with children	10
Single parents	0
Elderly persons	1
UMC	0
ex-UMC	0
VoT	1
UAM-VoT	0
Grand total	24

(4 Families)