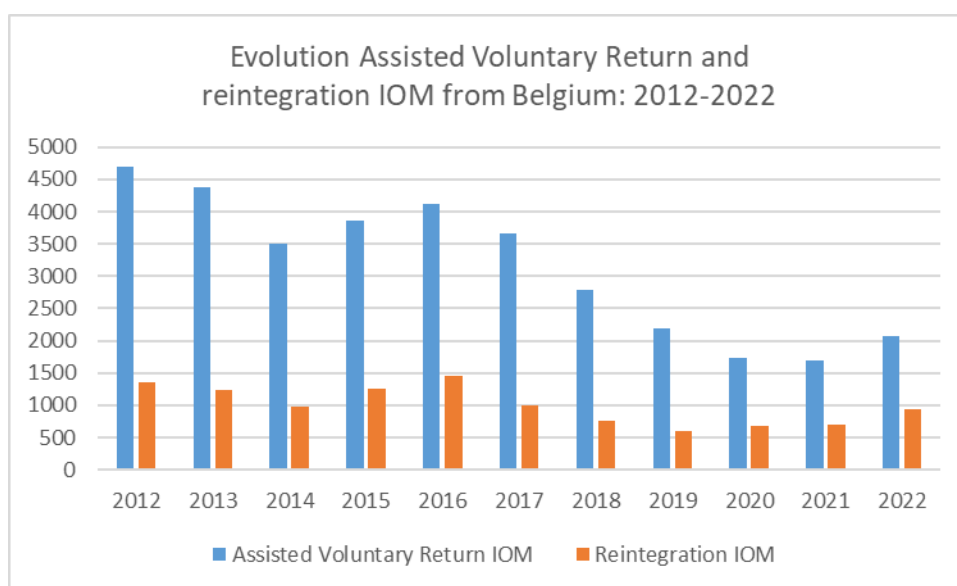




## ASSISTED VOLUNTARY RETURN FROM BELGIUM (REAB)

STATISTICAL YEAR REPORT –2022

### Evolution Assisted Voluntary Return (AVR) and Reintegration programme IOM Belgium 2012-2022



Year	2012	2013	2014	2015	2016	2017	2018	2019	2020	2021	2022
Assisted Voluntary Return IOM	4694	4388	3495	3870	4117	3670	2795	2183	1725	1695	2077
Reintegration IOM	1353	1229	975	1262	1457	989	762	596	674	705	941
% AVR with Reintegration	29%	28%	28%	33%	35%	27%	27%	27%	39%	42%	45%

#### Country Office for Belgium and Luxembourg

40, Rue Montoyerstraat 1<sup>st</sup> floor • 1000 Brussels • Belgium  
Tel: +32.2.287.70.00 • Fax: +32.2.287.70.05 • E-mail: [iombrussels@iom.int](mailto:iombrussels@iom.int)  
<http://belgium.iom.int>

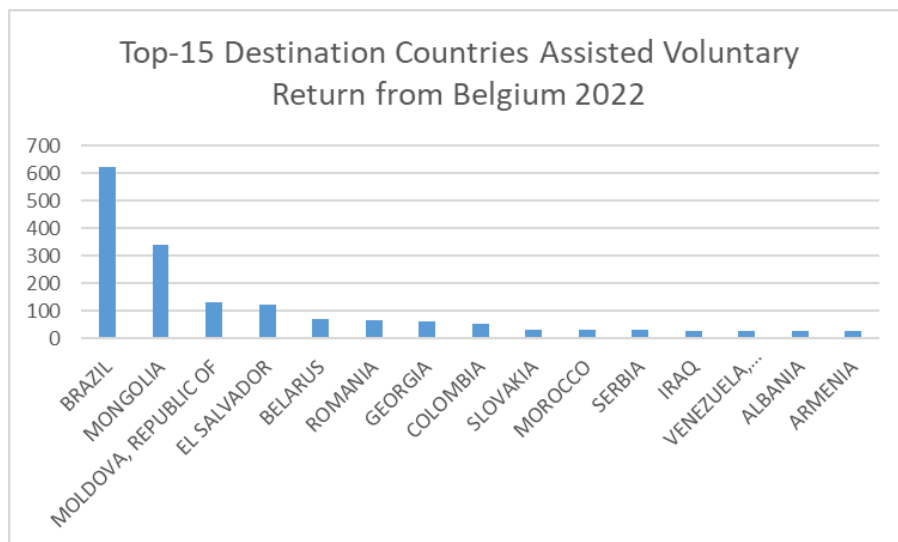


### Global overview AVRR 2022

In 2022, IOM Country Office Belgium facilitated 2077 Assisted Voluntary Returns (AVR) from Belgium to 88 different destination countries, with Brazil, Mongolia, Moldova (Republic of), El Salvador and Belarus as the main destination countries. This is an increase of 23% compared to 2021 (1695 departures).



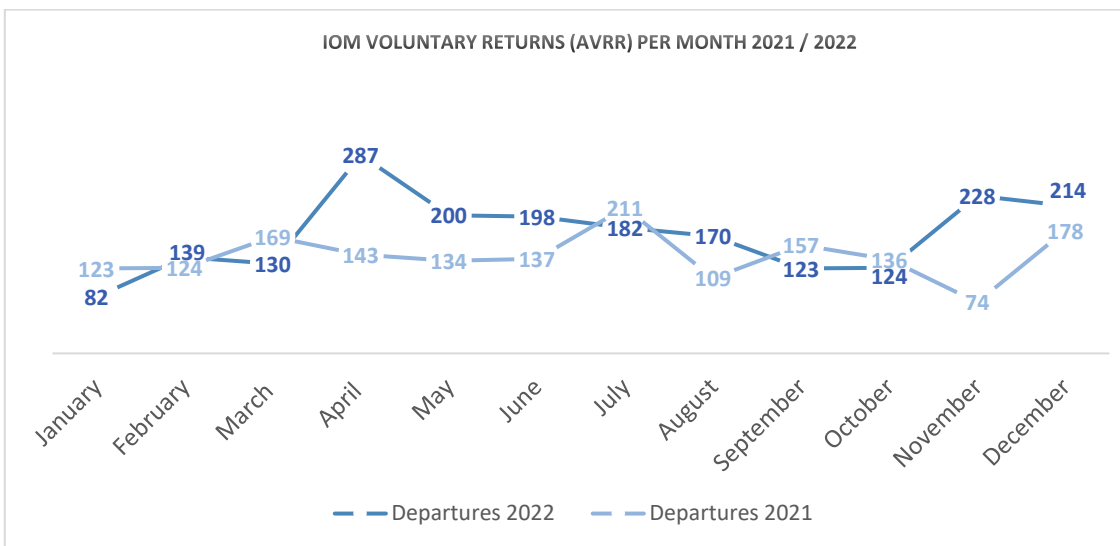
### Top-15 destination countries Assisted Voluntary Return from Belgium 2022



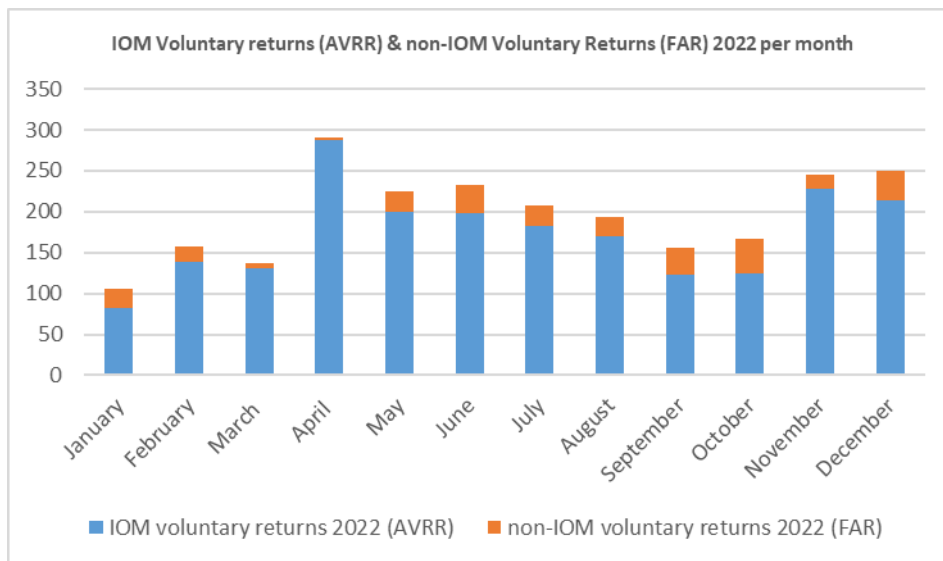
Destination country	Persons
BRAZIL	621
MONGOLIA	342
MOLDOVA, REPUBLIC OF	134
EL SALVADOR	125
BELARUS	71
ROMANIA	68
GEORGIA	64
COLOMBIA	52
SLOVAKIA	34
MOROCCO	33
SERBIA	31
IRAQ	30
VENEZUELA, BOLIVARIAN REPUBLIC OF	28
ALBANIA	27
ARMENIA	26
Other countries	391
Grand total	2077



**Number of IOM Voluntary returns and non-IOM Voluntary returns per month: comparison 2021/2022<sup>1</sup>**



Month	January	February	March	April	May	June	July	August	September	October	November	December	Grand total
Departures 2022	82	139	130	287	200	198	182	170	123	124	228	214	2077
Departures 2021	123	124	169	143	134	137	211	109	157	136	74	178	1695



Month	January	February	March	April	May	June	July	August	September	October	November	December	Grand total
IOM voluntary returns 2022 (AVRR)	82	139	130	287	200	198	182	170	123	124	228	214	2077
non-IOM voluntary returns 2022 (FAR)	24	19	7	4	25	34	25	23	33	43	17	36	290
Grand total (IOM & non-IOM voluntary returns) 2022	106	158	137	291	225	232	207	193	156	167	245	250	2367

<sup>1</sup> The AVR figures refer to the assisted voluntary returns organized via IOM. For a full overview of the voluntary return figures from Belgium, please consult the Fedasil website: <https://www.fedasil.be/en/statistics>



International Organization for Migration (IOM)  
The UN Migration Agency

**Total Voluntary Returns AVRR-IOM (Departures) and Registrations 2022 – per Destination country:**

<b>Countries or areas/places of return</b>	<b>Total Departures 2022</b>	<b>Total Registrations 2022</b>
<b>AFGHANISTAN</b>	0	0
<b>ALBANIA</b>	27	51
<b>ALGERIA</b>	22	45
<b>ANGOLA</b>	6	4
<b>ARGENTINA</b>	8	9
<b>ARMENIA</b>	26	35
<b>AUSTRALIA</b>	0	0
<b>AUSTRIA</b>	0	0
<b>AZERBAIJAN</b>	3	8
<b>BANGLADESH</b>	2	4
<b>BARBADOS</b>	0	0
<b>BELARUS</b>	71	69
<b>BENIN</b>	2	5
<b>BHUTAN</b>	0	0
<b>BOLIVIA (THE PLURINATIONAL STATE OF)</b>	1	1
<b>BOSNIA AND HERZEGOVINA</b>	4	4
<b>BOTSWANA</b>	0	0
<b>BRAZIL</b>	621	741
<b>BULGARIA</b>	9	18
<b>BURKINA FASO</b>	1	4
<b>BURUNDI</b>	5	8
<b>CAMBODIA</b>	0	0
<b>CAMEROON</b>	7	12
<b>CANADA</b>	1	1
<b>CABO VERDE</b>	1	1
<b>CENTRAL AFRICAN REPUBLIC</b>	0	0
<b>CHAD</b>	1	1
<b>CHILE</b>	1	3
<b>CHINA</b>	0	6
<b>COLOMBIA</b>	52	63
<b>CONGO (Brazzaville)</b>	1	1
<b>CONGO, DEMOCRATIC REPUBLIC OF</b>	12	23
<b>COSTA RICA</b>	0	0
<b>CÔTE D'IVOIRE</b>	1	4
<b>CROATIA</b>	0	0
<b>CUBA</b>	0	0



International Organization for Migration (IOM)

The UN Migration Agency

<b>CURACAO</b>	0	0
<b>CYPRUS</b>	0	0
<b>CZECHIA</b>	7	9
<b>DJIBOUTI</b>	0	2
<b>DOMINICAN REPUBLIC</b>	1	1
<b>ECUADOR</b>	2	3
<b>EGYPT</b>	2	8
<b>EL SALVADOR</b>	125	121
<b>EQUATORIAL GUINEA</b>	0	0
<b>ERITREA</b>	0	4
<b>ESTONIA</b>	1	0
<b>ETHIOPIA</b>	5	16
<b>GABON</b>	0	0
<b>GAMBIA</b>	4	1
<b>GEORGIA</b>	64	139
<b>GERMANY</b>	0	2
<b>GHANA</b>	2	6
<b>GREECE</b>	0	0
<b>GUATEMALA</b>	10	14
<b>GUINEA</b>	9	18
<b>GUINEA-BISSAU</b>	0	0
<b>GUYANA</b>	0	0
<b>HAITI</b>	2	1
<b>HONDURAS</b>	1	2
<b>CHINA, HONG KONG SAR</b>	0	0
<b>HUNGARY</b>	1	2
<b>INDIA</b>	5	11
<b>INDONESIA</b>	0	0
<b>IRAN (THE ISLAMIC REPUBLIC OF)</b>	8	11
<b>IRAQ</b>	30	66
<b>IRELAND</b>	0	0
<b>ISRAEL</b>	0	0
<b>ITALY</b>	8	7
<b>JAMAICA</b>	1	1
<b>JORDAN</b>	9	14
<b>KAZAKHSTAN</b>	7	8
<b>KENYA</b>	0	1
<b>KOREA, REPUBLIC OF</b>	0	0
<b>KUWAIT</b>	0	0
<b>KYRGYZSTAN</b>	1	1
<b>LAO PEOPLE'S DEMOCRATIC REPUBLIC</b>	0	0
<b>LATVIA</b>	1	0
<b>LEBANON</b>	9	17



International Organization for Migration (IOM)

The UN Migration Agency

<b>LIBERIA</b>	0	0
<b>LIBYAN ARAB JAMAHIRIYA</b>	0	0
<b>LITHUANIA</b>	0	0
<b>MADAGASCAR</b>	0	0
<b>MALAYSIA</b>	0	0
<b>MALI</b>	0	2
<b>MALTA</b>	0	0
<b>MAURITANIA</b>	1	2
<b>MAURITIUS</b>	0	2
<b>MEXICO</b>	1	1
<b>MOLDOVA, REPUBLIC OF</b>	134	243
<b>MONGOLIA</b>	342	374
<b>MONTENEGRO</b>	0	7
<b>MOROCCO</b>	33	61
<b>MOZAMBIQUE</b>	0	0
<b>MYANMAR</b>	0	0
<b>NEPAL</b>	1	2
<b>NETHERLANDS ANTILLES</b>	0	0
<b>NICARAGUA</b>	0	0
<b>NIGER</b>	6	6
<b>NIGERIA</b>	7	9
<b>NORTH MACEDONIA</b>	15	42
<b>NORWAY</b>	0	0
<b>PAKISTAN</b>	7	24
<b>PALESTINIAN TERRITORIES</b>	1	4
<b>PANAMA</b>	2	0
<b>PARAGUAY</b>	2	4
<b>PERU</b>	14	19
<b>PHILIPPINES</b>	14	13
<b>POLAND</b>	1	2
<b>PORTUGAL</b>	0	1
<b>ROMANIA</b>	68	115
<b>RUSSIAN FEDERATION</b>	23	40
<b>RWANDA</b>	2	4
<b>SAUDI ARABIA</b>	1	0
<b>SAO TOME AND PRINCIPE</b>	0	0
<b>SENEGAL</b>	4	5
<b>SERBIA</b>	31	43
<b>SIERRA LEONE</b>	0	0
<b>SLOVAKIA</b>	34	60
<b>SOMALIA</b>	9	17
<b>SOUTH AFRICA</b>	3	4
<b>SOUTH SUDAN</b>	0	0
<b>SPAIN</b>	1	3



International Organization for Migration (IOM)

The UN Migration Agency

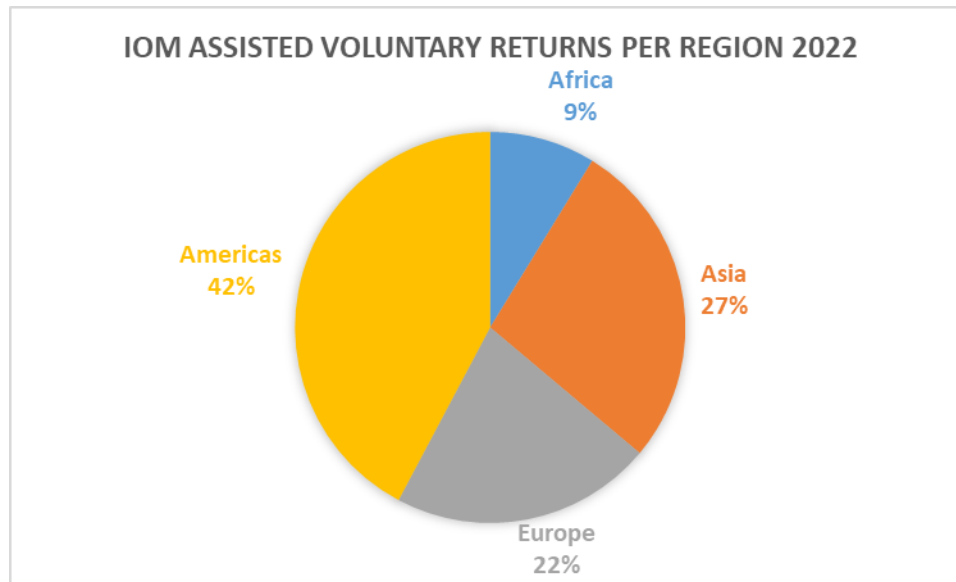
<b>SRI LANKA</b>	2	2
<b>SUDAN</b>	16	20
<b>SURINAME</b>	4	2
<b>SYRIAN ARAB REPUBLIC</b>	0	0
<b>SWEDEN</b>	0	0
<b>TAIWAN PROVINCE OF THE PEOPLE'S REPUBLIC OF CHINA</b>	0	0
<b>TAJIKISTAN</b>	12	14
<b>TANZANIA, UNITED REPUBLIC OF</b>	0	0
<b>THAILAND</b>	9	10
<b>TOGO</b>	0	0
<b>TRINIDAD AND TOBAGO</b>	0	0
<b>TUNISIA</b>	18	26
<b>TÜRKIYE</b>	13	35
<b>TUVALU</b>	0	0
<b>UGANDA</b>	2	2
<b>UKRAINE</b>	7	16
<b>UNITED ARABES EMIRATES</b>	1	1
<b>UNITED KINGDOM</b>	0	0
<b>UNITED STATES OF AMERICA</b>	0	1
<b>URUGUAY</b>	0	0
<b>UZBEKISTAN</b>	0	1
<b>VENEZUELA (BOLIVARIAN REPUBLIC OF)</b>	28	46
<b>VIET NAM</b>	1	1
<b>YEMEN</b>	0	0
<b>ZAMBIA</b>	0	0
<b>ZIMBABWE</b>	0	0
<b>KOSOVO UNSCR 1244</b>	7	9
<b>Grand Total</b>	<b>2077</b>	<b>2902</b>



International Organization for Migration (IOM)  
The UN Migration Agency

### Voluntary Returns per Region / Continent 2022

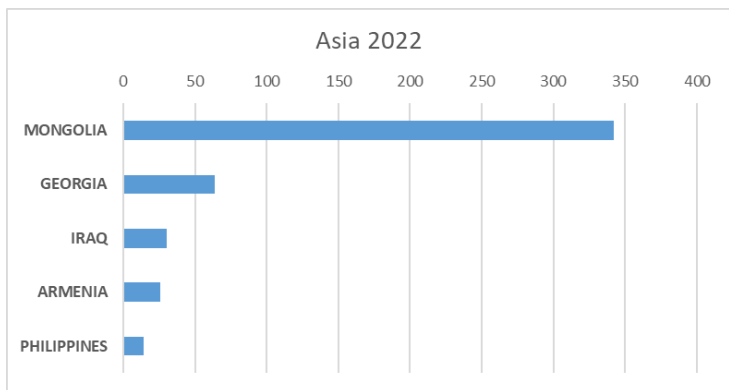
Voluntary Returns per Continent	January	February	March	April	May	June	July	August	September	October	November	December	2022
Africa	8	17	20	23	13	17	12	12	7	10	15	28	182
Asia	11	33	24	129	77	75	86	25	23	12	50	23	568
Europe	17	28	27	67	48	50	46	36	23	32	41	35	450
Americas	46	61	59	68	62	56	38	97	70	70	122	128	877
<b>Grand Total</b>	<b>82</b>	<b>139</b>	<b>130</b>	<b>287</b>	<b>200</b>	<b>198</b>	<b>182</b>	<b>170</b>	<b>123</b>	<b>124</b>	<b>228</b>	<b>214</b>	<b>2077</b>



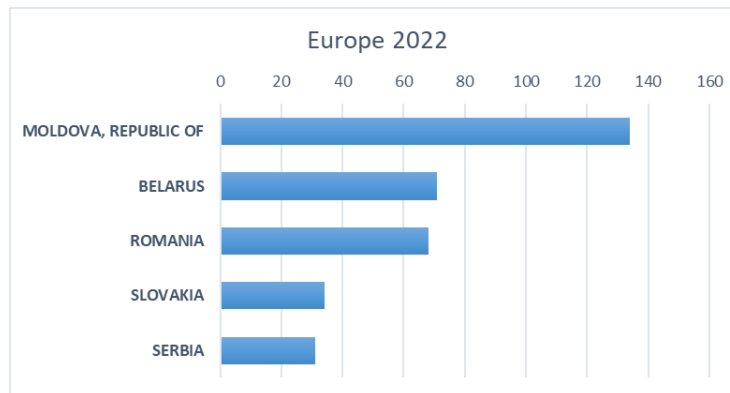




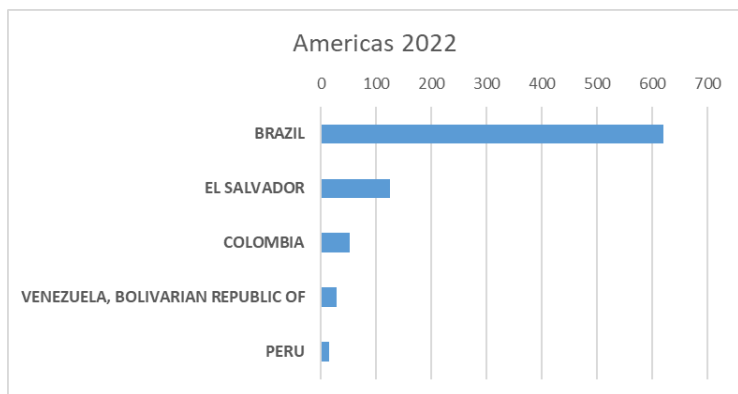
### Main destinations IOM Assisted Voluntary Returns per Region/Continent 2022: Top-5 Destination countries per region



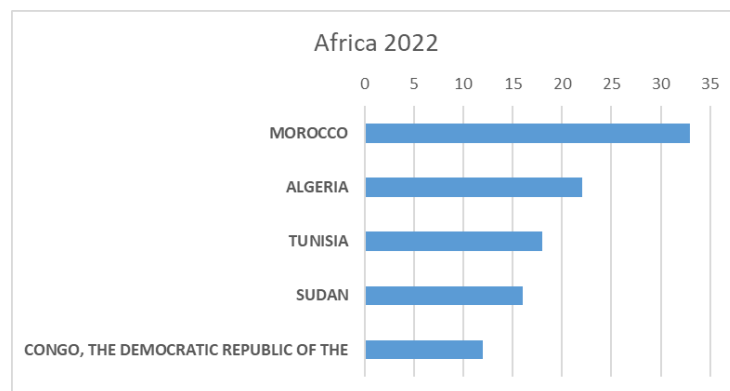
Voluntary Returns to Asia		2022
MONGOLIA		342
GEORGIA		64
IRAQ		30
ARMENIA		26
PHILIPPINES		14



Voluntary Returns to Europe		2022
MOLDOVA, REPUBLIC OF		134
BELARUS		71
ROMANIA		68
SLOVAKIA		34
SERBIA		31



Voluntary returns to Americas		2022
BRAZIL		621
EL SALVADOR		125
COLOMBIA		52
VENEZUELA, BOLIVARIAN REPUBLIC OF		28
PERU		14



Voluntary Returns to Africa		2022
MOROCCO		33
ALGERIA		22
TUNISIA		18
SUDAN		16
CONGO, THE DEMOCRATIC REPUBLIC OF THE		12



International Organization for Migration (IOM)  
The UN Migration Agency

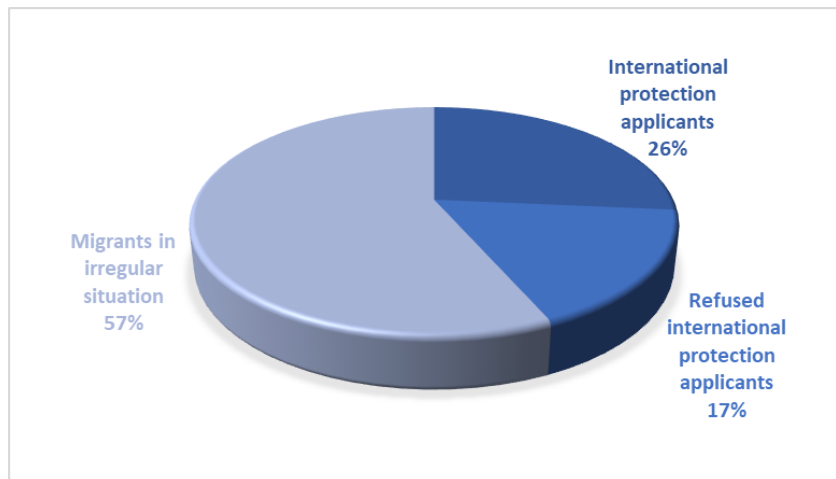
## Voluntary Returns per Province/Residence in Belgium 2022



Voluntary Returns per Province	January	February	March	April	May	June	July	August	September	October	November	December	Persons
<b>Antwerpen</b>	17	36	26	122	77	68	89	11	10	23	31	19	529
<b>Brabant Wallon</b>	2	0	3	6	0	0	0	3	0	6	2	9	31
<b>Brussels City</b>	36	72	69	90	83	74	59	110	81	72	154	145	1045
<b>Hainaut</b>	4	3	2	19	7	16	5	10	13	1	5	7	92
<b>Liège</b>	2	12	4	20	6	5	2	3	5	14	5	12	90
<b>Limburg</b>	7	1	0	5	10	13	0	4	2	1	1	7	51
<b>Luxembourg</b>	0	4	1	7	1	5	2	5	0	1	5	0	31
<b>Namur</b>	5	1	3	0	3	8	9	14	2	1	10	1	57
<b>Oost-Vlaanderen</b>	6	6	6	4	2	2	1	2	2	1	10	0	42
<b>Vlaams-Brabant</b>	3	4	12	8	2	1	0	7	7	4	2	14	64
<b>West-Vlaanderen</b>	0	0	4	6	9	6	15	1	1	0	3	0	45
<b>Grand Total</b>	<b>82</b>	<b>139</b>	<b>130</b>	<b>287</b>	<b>200</b>	<b>198</b>	<b>182</b>	<b>170</b>	<b>123</b>	<b>124</b>	<b>228</b>	<b>214</b>	<b>2077</b>



### Voluntary Returns per Migrant Type classification 2022



Voluntary Returns per Migrant Type	January	February	March	April	May	June	July	August	September	October	November	December	Persons
International protection applicants	24	40	40	83	63	92	42	52	20	18	42	33	549
Refused international protection applicants	25	22	20	45	22	16	16	24	33	36	31	62	352
Migrants in irregular situation	33	77	70	159	115	90	124	94	70	70	155	119	1176
Grand Total	82	139	130	287	200	198	182	170	123	124	228	214	2077

### Voluntary Returns per Sex 2022



<b>Female</b>	<b>Indeterminate</b>	<b>Male</b>
<b>934 (45%)</b>	<b>0 (0%)</b>	<b>1143 (55%)</b>

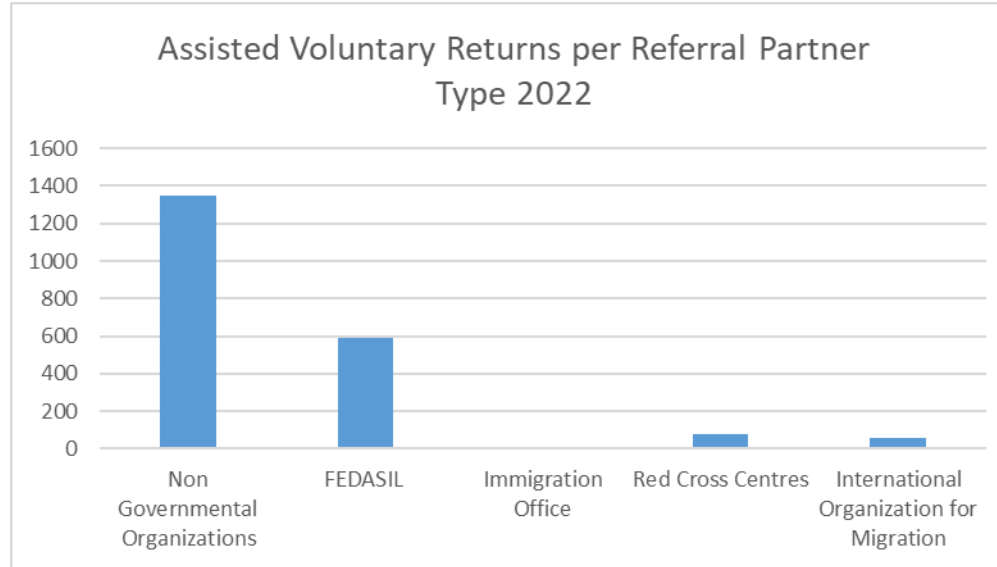
### Voluntary Returns per Family composition 2022



<b>1033 persons single (50%)</b>
<b>1044 persons (351 families) with family members (50%)</b>



## Voluntary Returns per Referral Partner Type 2022



Referrals per Partner Type	January	February	March	April	May	June	July	August	September	October	November	December	2022
Non Governmental Organizations	51	86	69	170	141	128	143	106	81	68	174	131	1348
FEDASIL	28	45	54	112	35	46	27	57	27	51	42	68	592
Immigration Office	0	0	0	0	0	0	0	1	0	0	0	0	1
Red Cross Centres	1	1	5	3	14	20	6	2	9	2	9	8	80
International Organization for Migration	2	7	2	2	10	4	6	4	6	3	3	7	56
Grand Total	82	139	130	287	200	198	182	170	123	124	228	214	2077



International Organization for Migration (IOM)  
The UN Migration Agency

## Voluntary Returns / Asylum Requests 2022

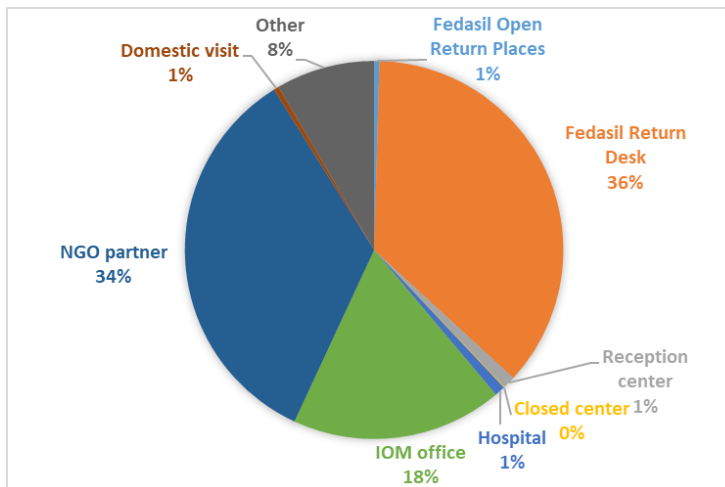
Month	Asylum Requests	Voluntary Returns IOM
January	2680	82
February	2290	139
March	3247	130
April	2333	287
May	2556	200
June	2945	198
July	3047	182
August	3529	170
September	4009	123
October	4224	124
November	3391	228
December	2620	214
<b>Grand Total</b>	<b>36871</b>	<b>2077</b>



## Reintegration support IOM 2022

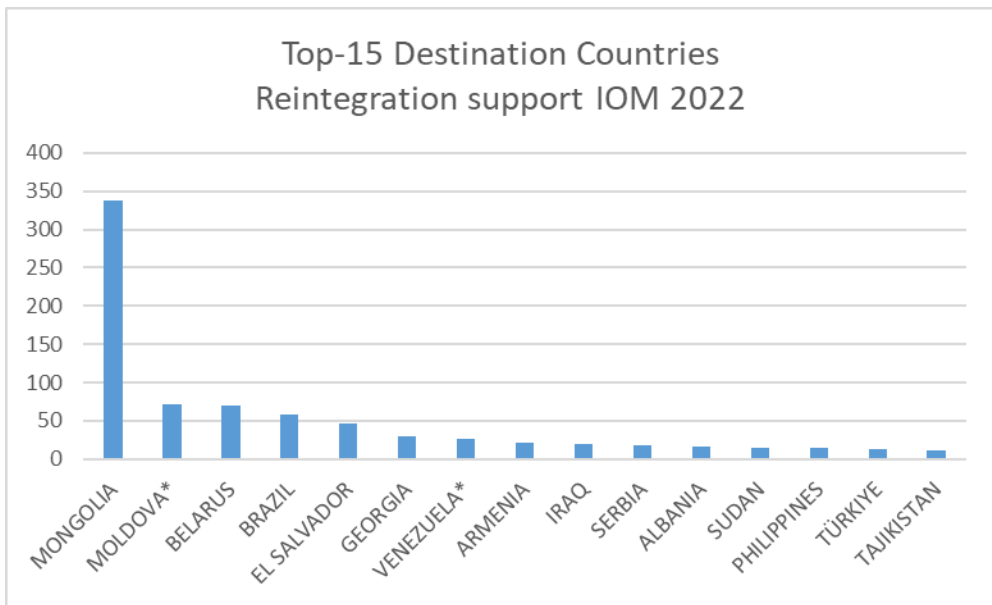
### Reintegration counseling per location 2022

Counseling location	Persons counselled
Closed center	1
Domestic visit	5
Fedasil Open Return Places	6
Fedasil return desk	484
Hospital	12
IOM office	240
NGO partner	455
Other	113
Reception center	14
Grand Total	1330





### Top-15 destination countries: Reintegration support IOM 2022



Destination country	Persons
MONGOLIA	341
MOLDOVA*	101
BELARUS	70
BRAZIL	58
EL SALVADOR	46
GEORGIA	34
TURKEY	32
ALBANIA	27
VENEZUELA*	26
ARMENIA	24
IRAQ	21
NORTH MACEDONIA	19
SERBIA	18
SUDAN	16
PHILIPPINES	14
Other countries	208
<b>Grand total</b>	<b>1055</b>