



ASSISTED VOLUNTARY RETURN FROM BELGIUM (REAB)

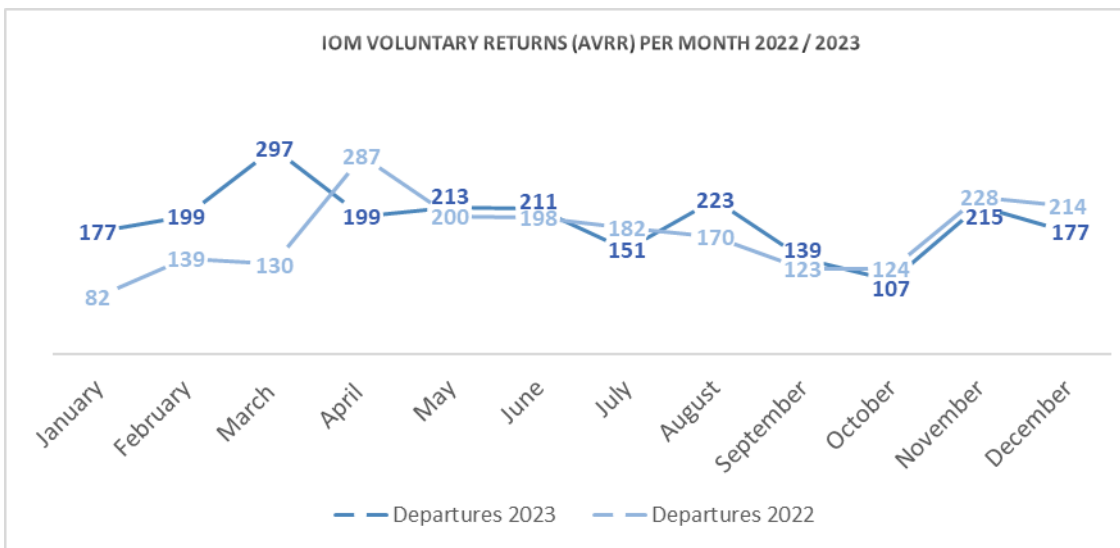
MONTHLY QUANTITATIVE REPORT – DECEMBER 2023

177 IOM AVR from Belgium in December.
90% by plane, **10%** by land

100% received a small cash reinstallation grant (EUR 350 adult/EUR 175 child or EUR 50 adult/EUR 25 child) and **49** persons received transit assistance to reach final destination

2308 IOM AVR from Belgium in 2023 to **79** countries of origin

Number of AVR beneficiaries (IOM voluntary returns) 2022/2023:¹



Month	January	February	March	April	May	June	July	August	September	October	November	December	Grand total
Departures 2023	177	199	297	199	213	211	151	223	139	107	215	177	2308
Departures 2022	82	139	130	287	200	198	182	170	123	124	228	214	2077

Month	January	February	March	April	May	June	July	August	September	October	November	December	Grand total
IOM voluntary returns 2023 (AVRR)	177	199	297	199	213	211	151	223	139	107	215	177	2308
non-IOM voluntary returns 2023 (FAR)	23	37	39	37	40	27	45	52	26	39	36	50	451
Grand total (IOM & non-IOM voluntary returns) 2023	200	236	336	236	253	238	196	275	165	146	251	227	2759

¹ The AVR figures refer to the assisted voluntary returns organized via IOM. For a full overview of the voluntary return figures from Belgium, please consult the Fedasil website: <https://www.fedasil.be/en/statistics>



Total IOM Voluntary Returns – December:

Countries or areas/places of return	December		Total Departures 2023	Total Registrations 2023
	Departed	Registered		
AFGHANISTAN			0	0
ALBANIA	1	3	27	60
ALGERIA	1	4	16	45
ANGOLA			3	4
ARGENTINA	2		9	8
ARMENIA	2	2	48	61
AUSTRALIA			0	0
AUSTRIA			0	0
AZERBAIJAN			0	4
BANGLADESH			1	2
BARBADOS			0	0
BELARUS	3	4	86	107
BENIN			0	1
BHUTAN			0	0
BOLIVIA (THE PLURINATIONAL STATE OF)			0	0
BOSNIA AND HERZEGOVINA			1	1
BOTSWANA			0	0
BRAZIL	97	63	995	1060
BULGARIA		3	3	7
BURKINA FASO			2	3
BURUNDI			7	11
CAMBODIA			0	0
CAMEROON		1	5	16
CANADA			0	0
CABO VERDE			0	0
CENTRAL AFRICAN REPUBLIC			0	0
CHAD			2	3
CHILE	1		3	2
CHINA		1	2	3
COLOMBIA	2	3	82	92
CONGO (Brazzaville)			0	1
CONGO, DEMOCRATIC REPUBLIC OF		5	13	32
COSTA RICA	1		5	5
CÔTE D'IVOIRE			0	6
CROATIA			0	0
CUBA			1	3
CURACAO			0	0
CYPRUS			0	0
CZECHIA			0	0
DJIBOUTI			3	3
DOMINICAN REPUBLIC			0	1
ECUADOR	1		5	6
EGYPT	1		4	8
EL SALVADOR	3	4	107	114
EQUATORIAL GUINEA			0	0
ERITREA			0	3
ESTONIA			0	0
ETHIOPIA		2	4	7
GABON	1		1	8
GAMBIA			1	10
GEORGIA	1	8	87	174



International Organization for Migration (IOM)
The UN Migration Agency

Countries or areas/places of return	December		Total Departures 2023	Total Registrations 2023
	Departed	Registered		
GERMANY			0	0
GHANA			2	8
GREECE			1	1
GUATEMALA	1		14	13
GUINEA			2	14
GUINEA-BISSAU			0	0
GUYANA			0	0
HAITI			0	0
HONDURAS			1	0
CHINA, HONG KONG SAR			0	0
HUNGARY		1	1	4
INDIA	1	1	5	9
INDONESIA			0	0
IRAN (THE ISLAMIC REPUBLIC OF)		3	15	25
IRAQ	7	4	39	98
IRELAND			0	0
ISRAEL			0	0
ITALY			0	0
JAMAICA			0	0
JORDAN		2	5	34
KAZAKHSTAN			3	5
KENYA			1	1
KOREA, REPUBLIC OF			0	0
KUWAIT			0	0
KYRGYZSTAN			6	6
LAO PEOPLE'S DEMOCRATIC REPUBLIC			0	0
LATVIA			0	0
LEBANON	1		4	19
LIBERIA		1	0	1
LIBYAN ARAB JAMAHIRIYA			0	1
LITHUANIA			1	1
MADAGASCAR			0	3
MALAYSIA			0	0
MALI			0	1
MALTA			0	0
MAURITANIA			4	10
MAURITIUS			0	1
MEXICO		1	1	2
MOLDOVA, REPUBLIC OF		31	113	269
MONGOLIA	1	1	116	184
MONTENEGRO			1	1
MOROCCO	1	8	21	57
MOZAMBIQUE			0	0
MYANMAR			0	0
NEPAL			0	1
NETHERLANDS ANTILLES			0	0
NICARAGUA			1	1
NIGER		1	5	8
NIGERIA	1	4	4	15
NORTH MACEDONIA		7	18	41
NORWAY			0	0
PAKISTAN	4	22	32	94
PALESTINIAN TERRITORIES			0	0
PANAMA			0	0
PARAGUAY			16	17
PERU	2	1	43	51
PHILIPPINES	1		11	14



International Organization for Migration (IOM)

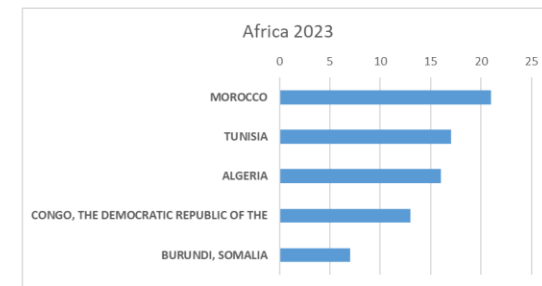
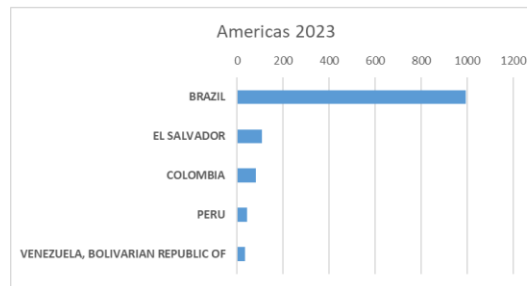
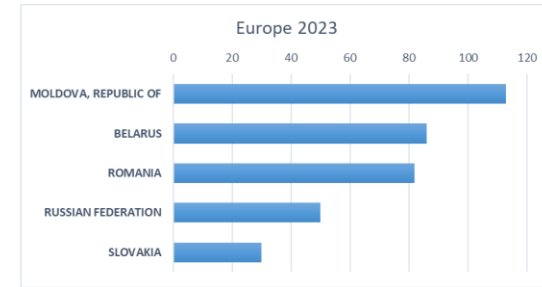
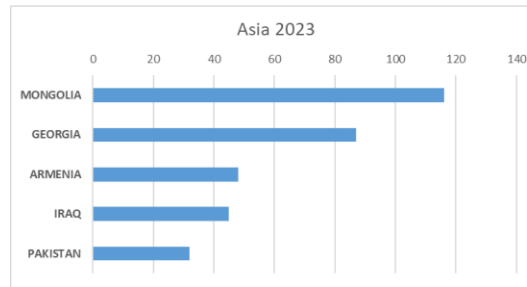
The UN Migration Agency

Countries or areas/places of return	December		Total Departures 2023	Total Registrations 2023
	Departed	Registered		
POLAND		1	3	4
PORTUGAL		1	0	2
ROMANIA	23	24	82	147
RUSSIAN FEDERATION	8	8	50	75
RWANDA			4	5
SAUDI ARABIA			2	2
SAO TOME AND PRINCIPE			0	0
SENEGAL		1	4	7
SERBIA			14	33
SIERRA LEONE			0	5
SLOVAKIA			30	52
SOMALIA		2	7	12
SOUTH AFRICA			0	0
SOUTH SUDAN			0	1
SPAIN			2	9
SRI LANKA			2	3
SUDAN			1	8
SURINAME			8	11
SYRIAN ARAB REPUBLIC			0	0
SWEDEN			0	0
TAIWAN PROVINCE OF THE PEOPLE'S REPUBLIC OF CHINA			0	0
TAJIKISTAN			0	1
TANZANIA, UNITED REPUBLIC OF		1	0	3
THAILAND			2	5
TOGO			1	3
TRINIDAD AND TOBAGO			0	0
TUNISIA	4	4	17	32
TÜRKIYE	4	3	29	86
TUVALU			0	0
UGANDA			1	2
UKRAINE			0	1
UNITED ARABES EMIRATES			0	0
UNITED KINGDOM			0	2
UNITED STATES OF AMERICA			0	4
URUGUAY			1	1
UZBEKISTAN			1	2
VENEZUELA (BOLIVARIAN REPUBLIC OF)	1	1	33	42
VIET NAM			0	0
YEMEN			0	0
ZAMBIA			0	0
ZIMBABWE			0	0
KOSOVO UNSCR 1244			5	7
Grand Total	177	237	2308	3448



Top-5 Destination countries per Region / Continent 2023

Voluntary Returns to Asia	2023
MONGOLIA	116
GEORGIA	87
ARMENIA	48
IRAQ	45
PAKISTAN	32
Voluntary Returns to Europe	2023
MOLDOVA, REPUBLIC OF	113
BELARUS	86
ROMANIA	82
RUSSIAN FEDERATION	50
SLOVAKIA	30
Voluntary Returns to Africa	2023
MOROCCO	21
TUNISIA	17
ALGERIA	16
CONGO, THE DEMOCRATIC REPUBLIC OF THE	13
BURUNDI, SOMALIA	7
Voluntary returns to Americas	2023
BRAZIL	995
EL SALVADOR	107
COLOMBIA	82
PERU	43
VENEZUELA, BOLIVARIAN REPUBLIC OF	33



Voluntary Returns per Region / Continent 2023

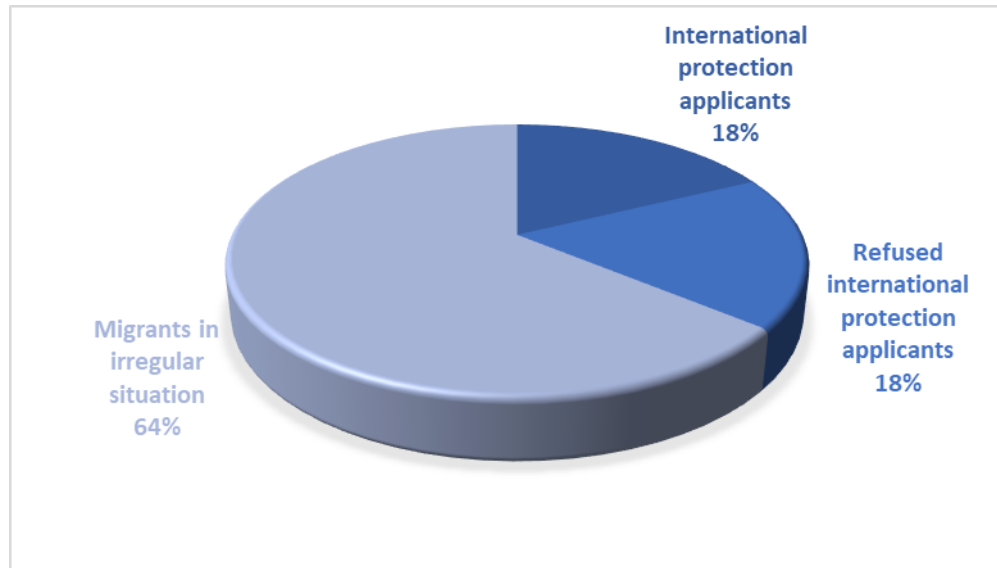
Voluntary Returns per Continent	January	February	March	April	May	June	July	August	September	October	November	December	2023
Africa	13	15	17	12	22	9	5	10	7	7	9	9	135
Asia	30	38	55	43	42	46	38	19	30	19	28	22	410
Europe	23	39	66	48	39	54	25	35	27	16	31	35	438
Americas	111	107	159	96	110	102	83	159	75	65	147	111	1325
Grand Total	177	199	297	199	213	211	151	223	139	107	215	177	2308



Voluntary Returns per Province 2023

Voluntary Returns per Province	January	February	March	April	May	June	July	August	September	October	November	December	Persons
Antwerpen	24	28	48	35	35	36	35	15	23	19	44	12	354
Brabant Wallon	1	6	3	3	12	3	0	6	1	3	4	1	43
Brussels City	128	126	191	120	117	136	90	171	95	73	138	136	1521
Hainaut	3	4	8	4	3	6	1	2	1	0	12	8	52
Liège	7	14	4	6	15	6	2	2	2	7	4	1	68
Limburg	0	1	3	8	1	4	2	2	2	0	0	5	28
Luxembourg	0	1	4	14	2	1	0	5	1	1	0	1	30
Namur	0	2	0	2	10	4	0	0	1	2	1	1	23
Oost-Vlaanderen	4	6	5	2	5	3	11	11	1	1	5	8	62
Vlaams-Brabant	5	10	22	2	9	11	5	3	9	0	7	3	86
West-Vlaanderen	5	1	9	3	4	7	1	6	3	1	0	1	41
Grand Total	177	199	297	199	213	211	151	223	139	107	215	177	2308

Voluntary Returns per Migrant Type classification 2023





Voluntary Returns per Migrant Type	January	February	March	April	May	June	July	August	September	October	November	December	Persons
International protection applicants	21	51	65	47	67	33	29	22	31	9	22	13	410
Refused international protection applicants	42	24	45	50	31	60	28	28	19	24	42	27	420
Migrants in irregular situation	114	124	187	102	115	118	94	173	89	74	151	137	1478
Grand Total	177	199	297	199	213	211	151	223	139	107	215	177	2308

Voluntary Returns per Sex 2023

Female Other Male



Female Indeterminate Male

965 (42%) 0 (0%) 1343 (58%)

Voluntary Returns per Family composition 2023

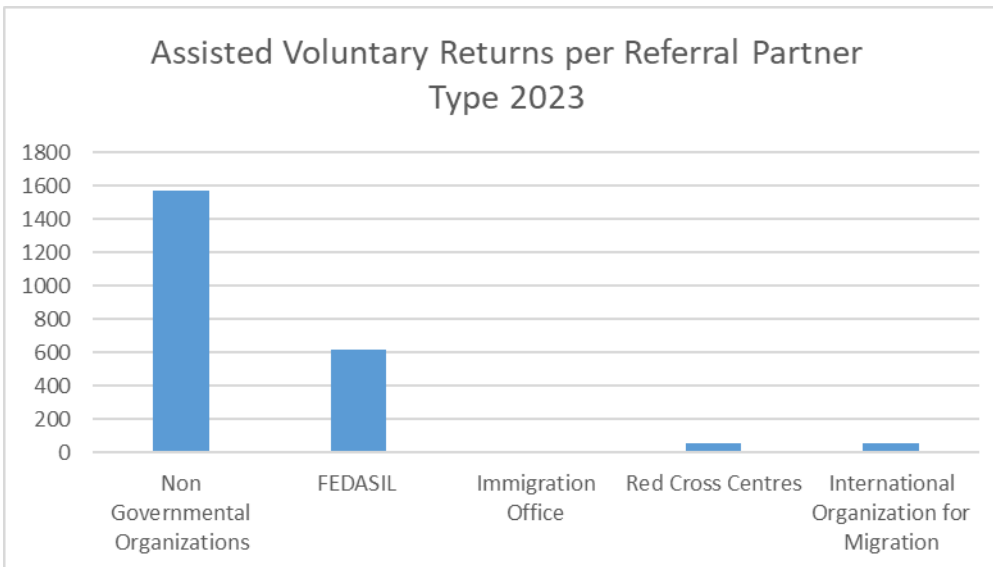
Single vs Families



1193 single – 1115 with family members



Voluntary Returns per Partner Type 2023



Referrals per Partner Type	January	February	March	April	May	June	July	August	September	October	November	December	2023
Non Governmental Organizations	129	120	183	110	131	131	108	164	108	87	154	146	1571
FEDASIL	46	65	99	69	75	66	36	50	28	19	47	21	621
Immigration Office	1	0	0	0	1	0	0	0	0	0	0	0	2
Red Cross Centres	0	8	3	16	1	13	3	1	3	0	4	4	56
International Organization for Migration	1	6	12	4	5	1	4	8	0	1	10	6	58
Grand Total	177	199	297	199	213	211	151	223	139	107	215	177	2308



International Organization for Migration (IOM)
The UN Migration Agency

Voluntary Returns / Asylum Requests 2023

Month	Asylum Requests	Voluntary Returns IOM
January	2785	177
February	2399	199
March	2644	297
April	2053	199
May	2703	213
June	2755	211
July	2972	151
August	3666	223
September	3254	139
October	3740	107
November	3232	215
December	3304	177
Grand Total	35507	2308



International Organization for Migration (IOM)
The UN Migration Agency

Reintegration support IOM – December 2023

Destination country AVRR – Reintegration IOM	Persons
RUSSIAN FEDERATION	7
IRAQ	6
TÜRKIYE, REPUBLIC OF	4
BELARUS	3
ARGENTINA	2
BRAZIL	2
EL SALVADOR	1
ARMENIA	1
INDIA	1
EGYPT	1
MONGOLIA	1
MOROCCO	1
GUATEMALA	1
PHILIPPINES	1
VENEZUELA, BOLIVARIAN REPUBLIC OF	1
GABON	1
ALBANIA	1
GEORGIA	1
Grand Total	36

Assistance to Vulnerable Migrants	Persons
Persons with health-related needs	20
Mental health needs	1
Pregnant women	0
Families with children	7
Single parents	0
Elderly persons	4
Unaccompanied Migrant Children (UMC)	1
ex-UMC	0
Victims of Trafficking (VoT)	3
Grand total	36