



ASSISTED VOLUNTARY RETURN FROM BELGIUM (REAB)

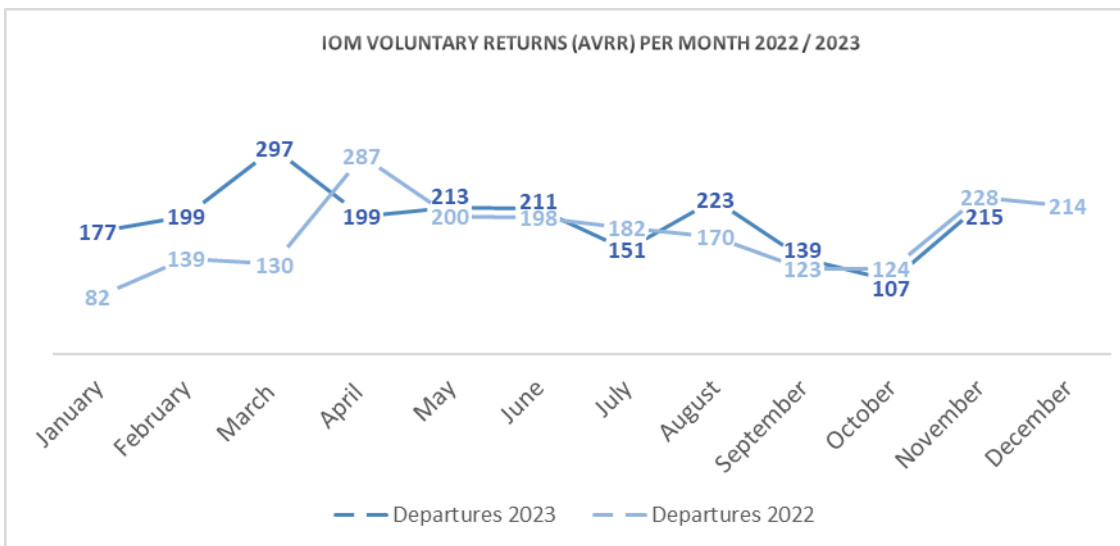
MONTHLY QUANTITATIVE REPORT – NOVEMBER 2023

215 IOM AVR from Belgium in November.
100% by plane, **0%** by land

100% received a small cash reinstallation grant (EUR 350 adult/EUR 175 child or EUR 50 adult/EUR 25 child) and **46** persons received transit assistance to reach final destination

2131 IOM AVRs from Belgium in 2023 to **78** countries of origin

Number of AVR beneficiaries (IOM voluntary returns) 2022/2023:¹



Month	January	February	March	April	May	June	July	August	September	October	November	December	Grand total
Departures 2023	177	199	297	199	213	211	151	223	139	107	215	214	2131
Departures 2022	82	139	130	287	200	198	182	170	123	107	228	214	2077

Month	January	February	March	April	May	June	July	August	September	October	November	December	Grand total
IOM voluntary returns 2023 (AVRR)	177	199	297	199	213	211	151	223	139	107	215	214	2131
non-IOM voluntary returns 2023 (FAR)	23	37	39	37	40	27	45	52	26	39	36	0	401
Grand total (IOM & non-IOM voluntary returns) 2023	200	236	336	236	253	238	196	275	165	146	251	0	2532

¹ The AVR figures refer to the assisted voluntary returns organized via IOM. For a full overview of the voluntary return figures from Belgium, please consult the Fedasil website: <https://www.fedasil.be/en/statistics>



Total IOM Voluntary Returns – November:

Countries or areas/places of return	November		Total Departures 2023	Total Registrations 2023
	Departed	Registered		
AFGHANISTAN			0	0
ALBANIA	6	7	26	57
ALGERIA		2	15	41
ANGOLA	1	1	3	4
ARGENTINA		2	7	8
ARMENIA	2	2	46	59
AUSTRALIA			0	0
AUSTRIA			0	0
AZERBAIJAN			0	4
BANGLADESH			1	2
BARBADOS			0	0
BELARUS	2	1	83	103
BENIN		1	0	1
BHUTAN			0	0
BOLIVIA (THE PLURINATIONAL STATE OF)			0	0
BOSNIA AND HERZEGOVINA	1		1	1
BOTSWANA			0	0
BRAZIL	120	111	898	997
BULGARIA			3	4
BURKINA FASO		1	2	3
BURUNDI		1	7	11
CAMBODIA			0	0
CAMEROON	1	4	5	15
CANADA			0	0
CABO VERDE			0	0
CENTRAL AFRICAN REPUBLIC			0	0
CHAD	1		2	3
CHILE		1	2	2
CHINA			2	2
COLOMBIA	8	6	80	89
CONGO (Brazzaville)			0	1
CONGO, DEMOCRATIC REPUBLIC OF	1	2	13	27
COSTA RICA		1	4	5
CÔTE D'IVOIRE		1	0	6
CROATIA			0	0
CUBA			1	3
CURACAO			0	0
CYPRUS			0	0
CZECHIA			0	0
DJIBOUTI			3	3
DOMINICAN REPUBLIC			0	1
ECUADOR			4	6
EGYPT		2	3	8
EL SALVADOR	15	7	104	110
EQUATORIAL GUINEA			0	0
ERITREA		1	0	3
ESTONIA			0	0
ETHIOPIA	1		4	5
GABON			0	8
GAMBIA			1	10
GEORGIA		4	86	166



International Organization for Migration (IOM)

The UN Migration Agency

Countries or areas/places of return	November		Total Departures 2023	Total Registrations 2023
	Departed	Registered		
GERMANY			0	0
GHANA			2	8
GREECE			1	1
GUATEMALA			13	13
GUINEA	1		2	14
GUINEA-BISSAU			0	0
GUYANA			0	0
HAITI			0	0
HONDURAS			1	0
CHINA, HONG KONG SAR			0	0
HUNGARY			1	3
INDIA			4	8
INDONESIA			0	0
IRAN (THE ISLAMIC REPUBLIC OF)	1	1	15	22
IRAQ	4	13	32	94
IRELAND			0	0
ISRAEL			0	0
ITALY			0	0
JAMAICA			0	0
JORDAN		3	5	32
KAZAKHSTAN	3		3	5
KENYA			1	1
KOREA, REPUBLIC OF			0	0
KUWAIT			0	0
KYRGYZSTAN			6	6
LAO PEOPLE'S DEMOCRATIC REPUBLIC			0	0
LATVIA			0	0
LEBANON		5	3	19
LIBERIA			0	0
LIBYAN ARAB JAMAHIRIYA			0	1
LITHUANIA			1	1
MADAGASCAR			0	3
MALAYSIA			0	0
MALI			0	1
MALTA			0	0
MAURITANIA			4	10
MAURITIUS			0	1
MEXICO			1	1
MOLDOVA, REPUBLIC OF	2	7	113	238
MONGOLIA	8	6	115	183
MONTENEGRO			1	1
MOROCCO	1	3	20	49
MOZAMBIQUE			0	0
MYANMAR			0	0
NEPAL			0	1
NETHERLANDS ANTILLES			0	0
NICARAGUA			1	1
NIGER			5	7
NIGERIA			3	11
NORTH MACEDONIA			18	34
NORWAY			0	0
PAKISTAN	9	21	28	72
PALESTINIAN TERRITORIES			0	0
PANAMA			0	0
PARAGUAY			16	17
PERU	2	3	41	50
PHILIPPINES			10	14



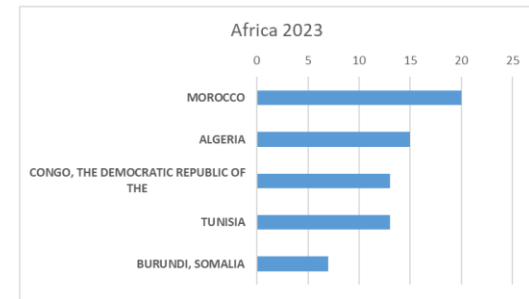
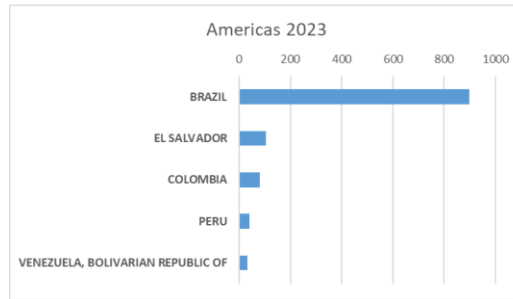
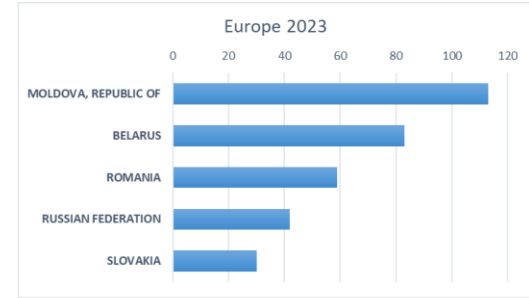
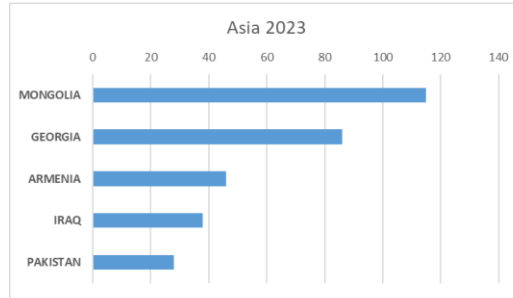
International Organization for Migration (IOM)
The UN Migration Agency

Countries or areas/places of return	November		Total Departures 2023	Total Registrations 2023
	Departed	Registered		
POLAND			3	3
PORTUGAL			0	1
ROMANIA	7	21	59	123
RUSSIAN FEDERATION	11	9	42	67
RWANDA			4	5
SAUDI ARABIA			2	2
SAO TOME AND PRINCIPE			0	0
SENEGAL		1	4	6
SERBIA	1		14	33
SIERRA LEONE			0	5
SLOVAKIA		2	30	52
SOMALIA		1	7	10
SOUTH AFRICA			0	0
SOUTH SUDAN		1	0	1
SPAIN			2	9
SRI LANKA		1	2	3
SUDAN			1	8
SURINAME	1		8	11
SYRIAN ARAB REPUBLIC			0	0
SWEDEN			0	0
TAIWAN PROVINCE OF THE PEOPLE'S REPUBLIC OF CHINA			0	0
TAJIKISTAN			0	1
TANZANIA, UNITED REPUBLIC OF			0	2
THAILAND			2	5
TOGO			1	3
TRINIDAD AND TOBAGO			0	0
TUNISIA	2	6	13	28
TÜRKIYE	1	13	25	83
TUVALU			0	0
UGANDA			1	2
UKRAINE			0	1
UNITED ARABES EMIRATES			0	0
UNITED KINGDOM			0	2
UNITED STATES OF AMERICA			0	4
URUGUAY			1	1
UZBEKISTAN			1	2
VENEZUELA (BOLIVARIAN REPUBLIC OF)	1	2	32	41
VIET NAM			0	0
YEMEN			0	0
ZAMBIA			0	0
ZIMBABWE			0	0
KOSOVO UNSCR 1244	1		5	7
Grand Total	215	277	2131	3211



Top-5 Destination countries per Region / Continent 2023

Voluntary Returns to Asia	2023
MONGOLIA	115
GEORGIA	86
ARMENIA	46
IRAQ	38
PAKISTAN	28
Voluntary Returns to Europe	2023
MOLDOVA, REPUBLIC OF	113
BELARUS	83
ROMANIA	59
RUSSIAN FEDERATION	42
SLOVAKIA	30
Voluntary Returns to Africa	2023
MOROCCO	20
ALGERIA	15
CONGO, THE DEMOCRATIC REPUBLIC OF THE	13
TUNISIA	13
BURUNDI, SOMALIA	7
Voluntary returns to Americas	2023
BRAZIL	898
EL SALVADOR	104
COLOMBIA	80
PERU	41
VENEZUELA, BOLIVARIAN REPUBLIC OF	32



Voluntary Returns per Region / Continent 2023

Voluntary Returns per Continent	January	February	March	April	May	June	July	August	September	October	November	2023
Africa	13	15	17	12	22	9	5	10	7	7	9	126
Asia	30	38	55	43	42	46	38	19	30	19	28	388
Europe	23	39	66	48	39	54	25	35	27	16	31	403
Americas	111	107	159	96	110	102	83	159	75	65	147	1214
Grand Total	177	199	297	199	213	211	151	223	139	107	215	2131

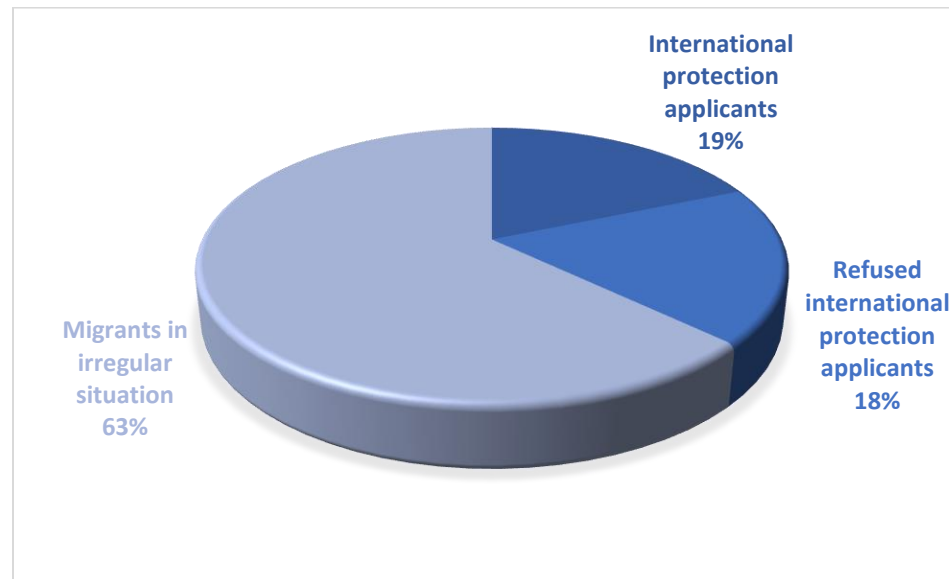


International Organization for Migration (IOM)
The UN Migration Agency

Voluntary Returns per Province 2023

Voluntary Returns per Province	January	February	March	April	May	June	July	August	September	October	November	Persons
Antwerpen	24	28	48	35	35	36	35	15	23	19	44	342
Brabant Wallon	1	6	3	3	12	3	0	6	1	3	4	42
Brussels City	128	126	191	120	117	136	90	171	95	73	138	1385
Hainaut	3	4	8	4	3	6	1	2	1		12	44
Liège	7	14	4	6	15		6	2	2	7	4	67
Limburg	0	1	3	8	1	4	2	2	2			23
Luxembourg	0	1	4	14	2	1	0	5	1	1		29
Namur	0	2	0	2	10	4	0	0	1	2	1	22
Oost-Vlaanderen	4	6	5	2	5	3	11	11	1	1	5	54
Vlaams-Brabant	5	10	22	2	9	11	5	3	9		7	83
West-Vlaanderen	5	1	9	3	4	7	1	6	3	1		40
Grand Total	177	199	297	199	213	211	151	223	139	107	215	2131

Voluntary Returns per Migrant Type classification 2023





Voluntary Returns per Migrant Type	January	February	March	April	May	June	July	August	September	October	November	Persons
International protection applicants	21	51	65	47	67	33	29	22	31	9	22	397
Refused international protection applicants	42	24	45	50	31	60	28	28	19	24	42	393
Migrants in irregular situation	114	124	187	102	115	118	94	173	89	74	151	1341
Grand Total	177	199	297	199	213	211	151	223	139	107	215	2131

Voluntary Returns per Sex 2023

Female Other Male



Female Indeterminate Male

897 (42%) 0 (0%) 1234 (58%)

Voluntary Returns per Family composition 2023

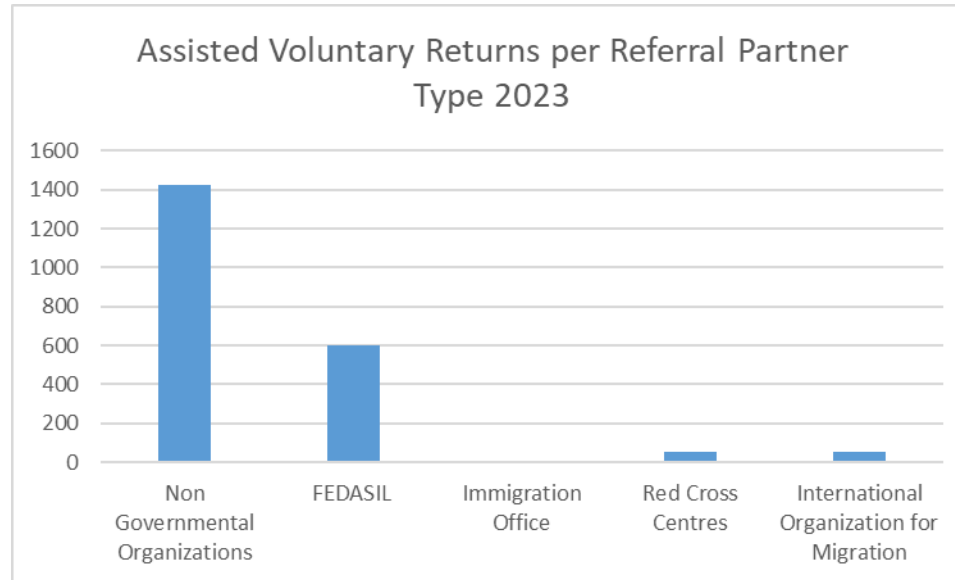
Single vs Families



1088 single – 1043 with family members



Voluntary Returns per Partner Type 2023



Referrals per Partner Type	January	February	March	April	May	June	July	August	September	October	November	2023
Non Governmental Organizations	129	120	183	110	131	131	108	164	108	87	154	1425
FEDASIL	46	65	99	69	75	66	36	50	28	19	47	600
Immigration Office	1	0	0	0	1	0	0	0	0	0	0	2
Red Cross Centres	0	8	3	16	1	13	3	1	3	0	4	52
International Organization for Migration	1	6	12	4	5	1	4	8	0	1	10	52
Grand Total	177	199	297	199	213	211	151	223	139	107	215	2131



International Organization for Migration (IOM)
The UN Migration Agency

Voluntary Returns / Asylum Requests 2023

Month	Asylum Requests	Voluntary Returns IOM
January	2785	177
February	2399	199
March	2644	297
April	2053	199
May	2703	213
June	2755	211
July	2972	151
August	3666	223
September	3254	139
October	3740	107
November	3232	215
December		
Grand Total	32203	2131



International Organization for Migration (IOM)
The UN Migration Agency

Reintegration support IOM – November 2023

Destination country AVRR – Reintegration IOM	Persons
BRAZIL	17
RUSSIAN FEDERATION	9
MONGOLIA	8
EL SALVADOR	7
ALBANIA	6
IRAQ	4
KAZAKHSTAN	3
COLOMBIA	3
BELARUS	2
ANGOLA	1
PERU	1
TÜRKIYE, REPUBLIC OF	1
VENEZUELA, BOLIVARIAN REPUBLIC OF	1
CAMEROON	1
CHAD	1
Grand Total	65

Assistance to Vulnerable Migrants	Persons
Persons with health-related needs	10
Mental health needs	1
Pregnant women	0
Families with children	13
Single parents	0
Elderly persons	0
Unaccompanied Migrant Children (UMC)	0
ex-UMC	0
Victims of Trafficking (VoT)	0
Grand total	24