



ASSISTED VOLUNTARY RETURN FROM BELGIUM (REAB)

MONTHLY QUANTITATIVE REPORT – OCTOBER 2023

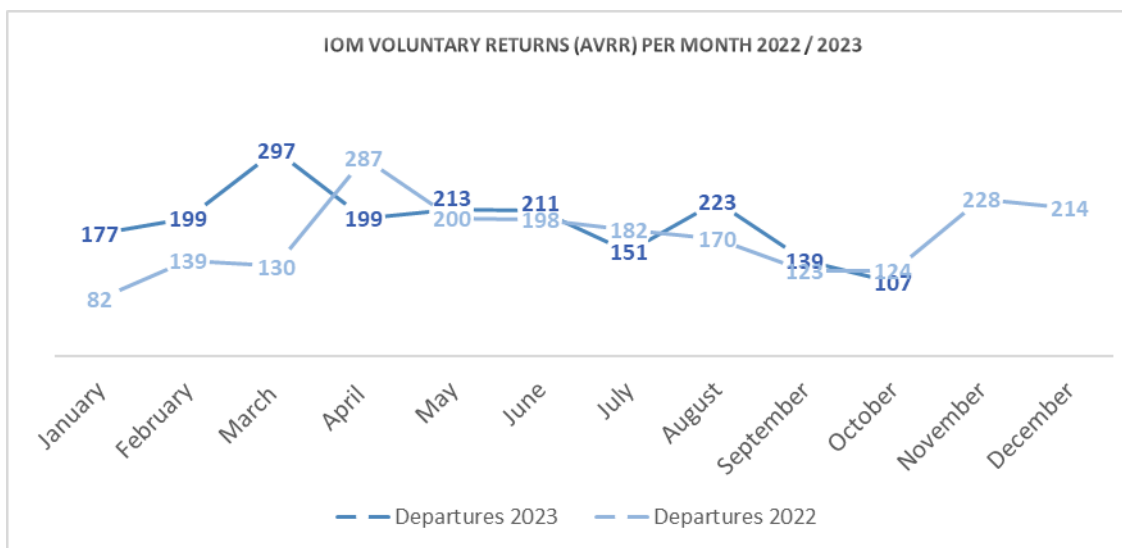
107 IOM AVRs from Belgium in October.

100% by plane, **0%** by land

100% received a small cash reinstallation grant (EUR 350 adult/EUR 175 child or EUR 50 adult/EUR 25 child) and **30** persons received transit assistance to reach final destination

1916 IOM AVRs from Belgium in 2023 to **76** countries of origin

Number of AVR beneficiaries (IOM voluntary returns) 2022/2023:¹



Month	January	February	March	April	May	June	July	August	September	October	Grand total
Departures 2023	177	199	297	199	213	211	151	223	139	107	1916
Departures 2022	82	139	130	287	200	198	182	170	123	124	2077

Month	January	February	March	April	May	June	July	August	September	October	Grand total
IOM voluntary returns 2023 (AVRR)	177	199	297	199	213	211	151	223	139	107	1916
non-IOM voluntary returns 2023 (FAR)	23	37	39	37	40	27	45	52	26	39	365
Grand total (IOM & non-IOM voluntary returns) 2023	200	236	336	236	253	238	196	275	165	146	2281

¹ The AVR figures refer to the assisted voluntary returns organized via IOM. For a full overview of the voluntary return figures from Belgium, please consult the Fedasil website: <https://www.fedasil.be/en/statistics>



International Organization for Migration (IOM)
The UN Migration Agency

Total IOM Voluntary Returns – October:

Countries or areas/places of return	October		Total Departures 2023	Total Registrations 2023
	Departed	Registered		
AFGHANISTAN			0	0
ALBANIA		1	20	50
ALGERIA	2	3	15	39
ANGOLA	1		2	3
ARGENTINA	3		7	6
ARMENIA			44	57
AUSTRALIA			0	0
AUSTRIA			0	0
AZERBAIJAN		1	0	4
BANGLADESH			1	2
BARBADOS			0	0
BELARUS	4	2	81	102
BENIN			0	0
BHUTAN			0	0
BOLIVIA (THE PLURINATIONAL STATE OF)			0	0
BOSNIA AND HERZEGOVINA		1	0	1
BOTSWANA			0	0
BRAZIL	48	87	778	886
BULGARIA	1	1	3	4
BURKINA FASO			2	2
BURUNDI			7	10
CAMBODIA			0	0
CAMEROON			4	11
CANADA			0	0
CABO VERDE			0	0
CENTRAL AFRICAN REPUBLIC			0	0
CHAD		1	1	3
CHILE			2	1
CHINA			2	2
COLOMBIA	5	8	72	83
CONGO (Brazzaville)			0	1
CONGO, DEMOCRATIC REPUBLIC OF		4	12	25
COSTA RICA			4	4
CÔTE D'IVOIRE			0	5
CROATIA			0	0
CUBA		2	1	3
CURACAO			0	0
CYPRUS			0	0
CZECHIA			0	0
DJIBOUTI			3	3
DOMINICAN REPUBLIC			0	1
ECUADOR	3	2	4	6
EGYPT			3	6
EL SALVADOR	2	15	89	103
EQUATORIAL GUINEA			0	0
ERITREA			0	2
ESTONIA			0	0
ETHIOPIA		1	3	5
GABON			0	8
GAMBIA		2	1	10
GEORGIA	6	13	86	162



International Organization for Migration (IOM)
The UN Migration Agency

Countries or areas/places of return	October		Total Departures 2023	Total Registrations 2023
	Departed	Registered		
GERMANY			0	0
GHANA	1	1	2	8
GREECE	1	1	1	1
GUATEMALA	1		13	13
GUINEA		3	1	14
GUINEA-BISSAU			0	0
GUYANA			0	0
HAITI			0	0
HONDURAS			1	0
CHINA, HONG KONG SAR			0	0
HUNGARY			1	3
INDIA			4	8
INDONESIA			0	0
IRAN (THE ISLAMIC REPUBLIC OF)	2	1	14	21
IRAQ	1	5	28	81
IRELAND			0	0
ISRAEL			0	0
ITALY			0	0
JAMAICA			0	0
JORDAN			5	29
KAZAKHSTAN		3	0	5
KENYA	1		1	1
KOREA, REPUBLIC OF			0	0
KUWAIT			0	0
KYRGYZSTAN			6	6
LAO PEOPLE'S DEMOCRATIC REPUBLIC			0	0
LATVIA			0	0
LEBANON		2	3	14
LIBERIA			0	0
LIBYAN ARAB JAMAHIRIYA			0	1
LITHUANIA	1	1	1	1
MADAGASCAR			0	3
MALAYSIA			0	0
MALI			0	1
MALTA			0	0
MAURITANIA			4	10
MAURITIUS			0	1
MEXICO			1	1
MOLDOVA, REPUBLIC OF		4	111	231
MONGOLIA	6	12	107	177
MONTENEGRO			1	1
MOROCCO		3	19	46
MOZAMBIQUE			0	0
MYANMAR			0	0
NEPAL			0	1
NETHERLANDS ANTILLES			0	0
NICARAGUA			1	1
NIGER			5	7
NIGERIA	1	1	3	11
NORTH MACEDONIA		1	18	34
NORWAY			0	0
PAKISTAN		4	19	51
PALESTINIAN TERRITORIES			0	0
PANAMA			0	0
PARAGUAY	2	1	16	17
PERU			39	47
PHILIPPINES			10	14



International Organization for Migration (IOM)

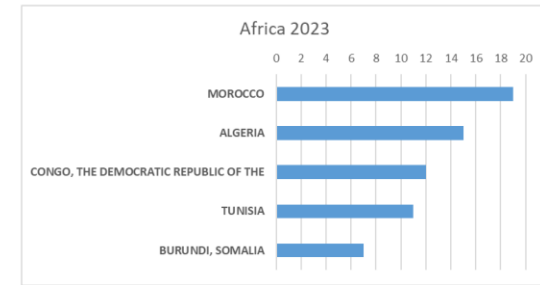
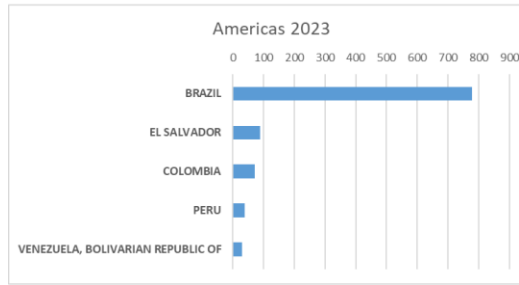
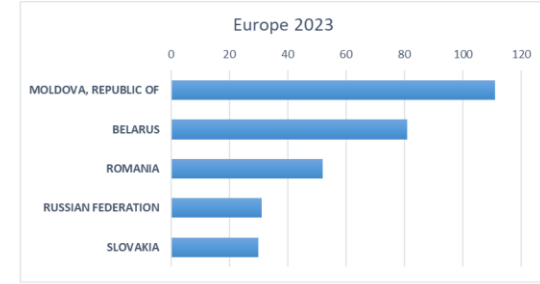
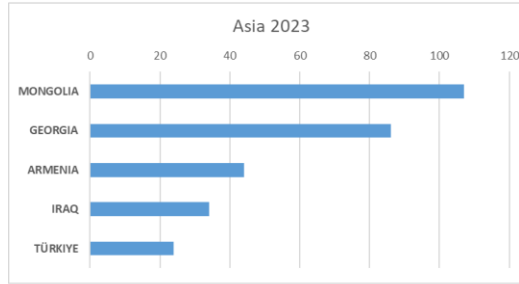
The UN Migration Agency

Countries or areas/places of return	October		Total Departures 2023	Total Registrations 2023
	Departed	Registered		
POLAND	1		3	3
PORTUGAL			0	1
ROMANIA	5	15	52	102
RUSSIAN FEDERATION	1	12	31	58
RWANDA		2	4	5
SAUDI ARABIA			2	2
SAO TOME AND PRINCIPE			0	0
SENEGAL			4	5
SERBIA		1	13	33
SIERRA LEONE			0	5
SLOVAKIA	1	2	30	50
SOMALIA	1	1	7	9
SOUTH AFRICA			0	0
SOUTH SUDAN			0	0
SPAIN	1	7	2	9
SRI LANKA			2	2
SUDAN			1	8
SURINAME		1	7	11
SYRIAN ARAB REPUBLIC			0	0
SWEDEN			0	0
TAIWAN PROVINCE OF THE PEOPLE'S REPUBLIC OF CHINA			0	0
TAJIKISTAN			0	1
TANZANIA, UNITED REPUBLIC OF		1	0	2
THAILAND		1	2	5
TOGO			1	3
TRINIDAD AND TOBAGO			0	0
TUNISIA		1	11	22
TÜRKIYE	4	5	24	70
TUVALU			0	0
UGANDA			1	2
UKRAINE			0	1
UNITED ARABES EMIRATES			0	0
UNITED KINGDOM			0	2
UNITED STATES OF AMERICA			0	4
URUGUAY			1	1
UZBEKISTAN			1	2
VENEZUELA (BOLIVARIAN REPUBLIC OF)	1	2	31	39
VIET NAM			0	0
YEMEN			0	0
ZAMBIA			0	0
ZIMBABWE			0	0
KOSOVO UNSCR 1244		3	4	7
Grand Total	107	241	1916	2934



Top-5 Destination countries per Region / Continent 2023

Voluntary Returns to Asia	2023
MONGOLIA	107
GEORGIA	86
ARMENIA	44
IRAQ	34
TÜRKIYE	24
Voluntary Returns to Europe	2023
MOLDOVA, REPUBLIC OF	111
BELARUS	81
ROMANIA	52
RUSSIAN FEDERATION	31
SLOVAKIA	30
Voluntary Returns to Africa	2023
MOROCCO	19
ALGERIA	15
CONGO, THE DEMOCRATIC REPUBLIC OF THE	12
TUNISIA	11
BURUNDI, SOMALIA	7
Voluntary returns to Americas	2023
BRAZIL	778
EL SALVADOR	89
COLOMBIA	72
PERU	39
VENEZUELA, BOLIVARIAN REPUBLIC OF	31



Voluntary Returns per Region / Continent 2023

Voluntary Returns per Continent	January	February	March	April	May	June	July	August	September	October	2023
Africa	13	15	17	12	22	9	5	10	7	7	117
Asia	30	38	55	43	42	46	38	19	30	19	360
Europe	23	39	66	48	39	54	25	35	27	16	372
Americas	111	107	159	96	110	102	83	159	75	65	1067
Grand Total	177	199	297	199	213	211	151	223	139	107	1916

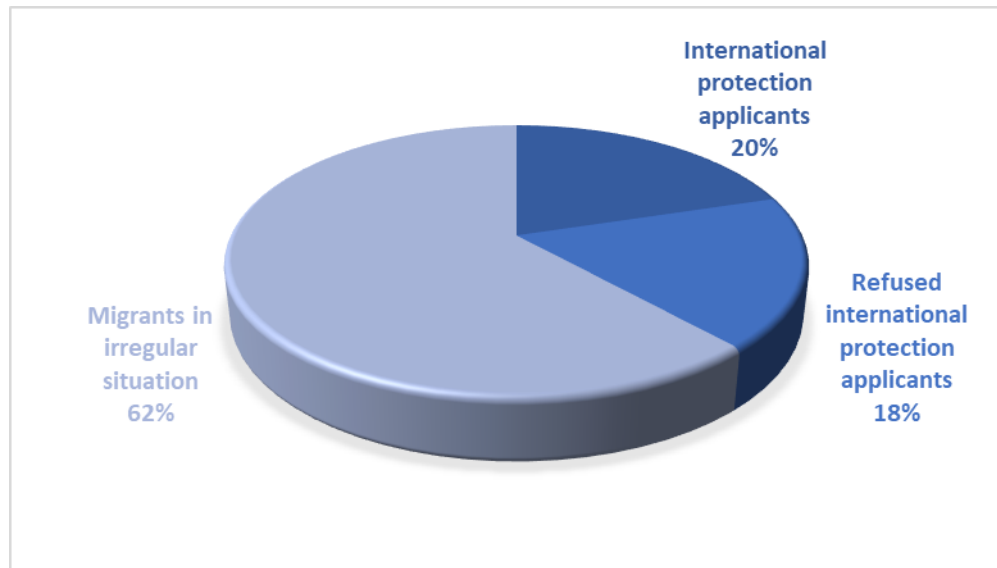


International Organization for Migration (IOM)
The UN Migration Agency

Voluntary Returns per Province 2023

Voluntary Returns per Province	January	February	March	April	May	June	July	August	September	October	Persons
Antwerpen	24	28	48	35	35	36	35	15	23	19	298
Brabant Wallon	1	6	3	3	12	3	0	6	1	3	38
Brussels City	128	126	191	120	117	136	90	171	95	73	1247
Hainaut	3	4	8	4	3	6	1	2	1		32
Liège	7	14	4	6	15		6	2	2	7	63
Limburg	0	1	3	8	1	4	2	2	2		23
Luxembourg	0	1	4	14	2	1	0	5	1	1	29
Namur	0	2	0	2	10	4	0	0	1	2	21
Oost-Vlaanderen	4	6	5	2	5	3	11	11	1	1	49
Vlaams-Brabant	5	10	22	2	9	11	5	3	9		76
West-Vlaanderen	5	1	9	3	4	7	1	6	3	1	40
Grand Total	177	199	297	199	213	211	151	223	139	107	1916

Voluntary Returns per Migrant Type classification 2023





International Organization for Migration (IOM)

The UN Migration Agency

Voluntary Returns per Migrant Type	January	February	March	April	May	June	July	August	September	October	Persons
International protection applicants	21	51	65	47	67	33	29	22	31	9	375
Refused international protection applicants	42	24	45	50	31	60	28	28	19	24	351
Migrants in irregular situation	114	124	187	102	115	118	94	173	89	74	1190
Grand Total	177	199	297	199	213	211	151	223	139	107	1916

Voluntary Returns per Sex 2023

Female Other Male



Female Indeterminate Male

803 (42%) 0 (0%) 1113 (58%)

Voluntary Returns per Family composition 2023

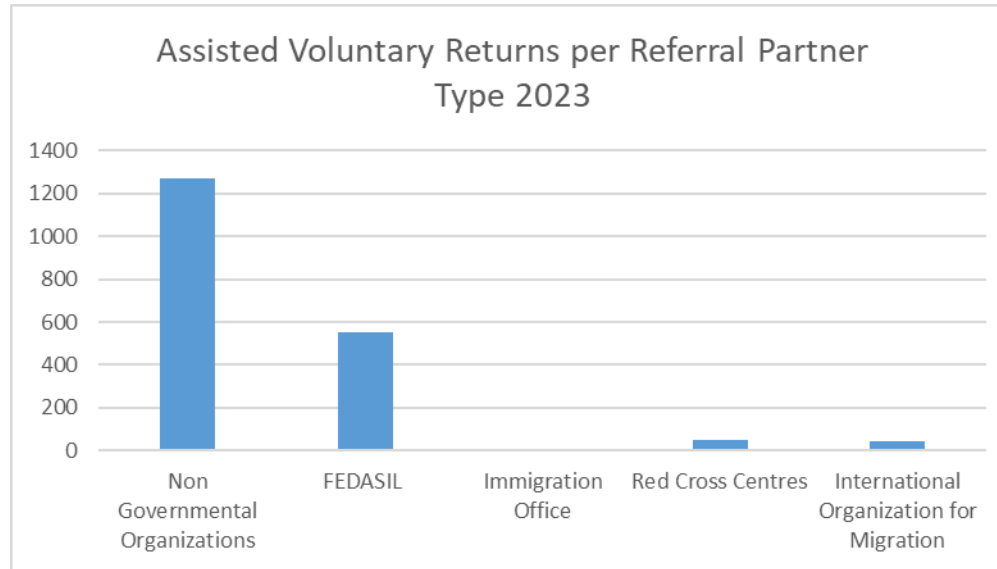
Single vs Families



976 single – 940 with family members



Voluntary Returns per Partner Type 2023



Referrals per Partner Type	January	February	March	April	May	June	July	August	September	October	2023
Non Governmental Organizations	129	120	183	110	131	131	108	164	108	87	1271
FEDASIL	47	65	99	69	75	66	36	50	28	19	554
Immigration Office	0	0	0	0	1	0	0	0	0	0	1
Red Cross Centres	0	8	3	16	1	13	3	1	3	0	48
International Organization for Migration	1	6	12	4	5	1	4	8	0	1	42
Grand Total	177	199	297	199	213	211	151	223	139	107	1916



International Organization for Migration (IOM)
The UN Migration Agency

Voluntary Returns / Asylum Requests 2023

Month	Asylum Requests	Voluntary Returns IOM
January	2785	177
February	2399	199
March	2644	297
April	2053	199
May	2703	213
June	2755	211
July	2972	151
August	3666	223
September	3254	139
October	3740	107
November		
December		
Grand Total	28971	1916



International Organization for Migration (IOM)
The UN Migration Agency

Reintegration support IOM – October 2023

Destination country AVRR – Reintegration IOM	Persons
GEORGIA	6
TÜRKIYE, REPUBLIC OF	6
ALBANIA	5
BELARUS	4
ARGENTINA	3
PAKISTAN	3
MONGOLIA	3
IRAN, ISLAMIC REPUBLIC OF	2
SOMALIA	1
LITHUANIA	1
BRAZIL	1
ALGERIA	1
VENEZUELA, BOLIVARIAN REPUBLIC OF	1
GUATEMALA	1
Grand Total	38

Assistance to Vulnerable Migrants	Persons
Persons with health-related needs	3
Mental health needs	1
Pregnant women	0
Families with children	4
Single parents	0
Elderly persons	0
Unaccompanied Migrant Children (UMC)	0
ex-UMC	0
Victims of Trafficking (VoT)	1
Grand total	9