



## ASSISTED VOLUNTARY RETURN FROM BELGIUM (REAB)

### MONTHLY QUANTITATIVE REPORT – SEPTEMBER 2023

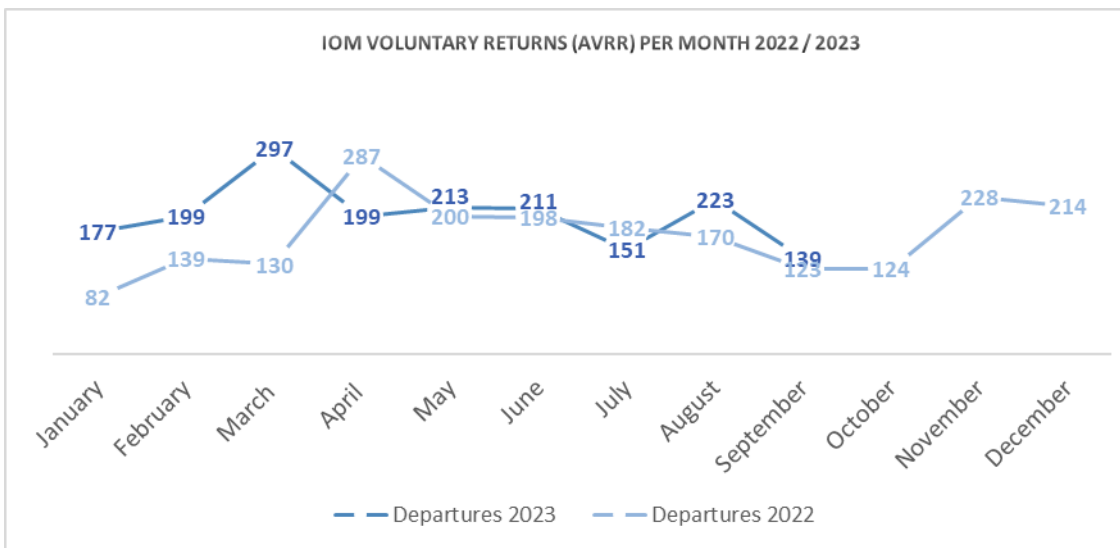
**139** IOM AVRs from Belgium in September.

**97%** by plane, **3%** by land

**100%** received a small cash reinstallation grant (EUR 350 adult/EUR 175 child or EUR 50 adult/EUR 25 child) and **47** persons received transit assistance to reach final destination

**1809** IOM AVRs from Belgium in 2023 to **73** countries of origin

### Number of AVR beneficiaries (IOM voluntary returns) 2022/2023:<sup>1</sup>



Month	January	February	March	April	May	June	July	August	September	Grand total
Departures 2023	177	199	297	199	213	211	151	223	139	1809
Departures 2022	82	139	130	287	200	198	182	170	123	2077

Month	January	February	March	April	May	June	July	August	September	Grand total
IOM voluntary returns 2023 (AVRR)	177	199	297	199	213	211	151	223	139	1809
non-IOM voluntary returns 2023 (FAR)	23	37	39	37	40	27	45	52	26	326
Grand total (IOM & non-IOM voluntary returns) 2023	200	236	336	236	253	238	196	275	165	2135

<sup>1</sup> The AVR figures refer to the assisted voluntary returns organized via IOM. For a full overview of the voluntary return figures from Belgium, please consult the Fedasil website: <https://www.fedasil.be/en/statistics>



International Organization for Migration (IOM)  
The UN Migration Agency

## Total IOM Voluntary Returns – September:

Countries or areas/places of return	September		Total Departures 2023	Total Registrations 2023
	Departed	Registered		
AFGHANISTAN			0	0
ALBANIA	2	7	20	49
ALGERIA		1	13	36
ANGOLA			1	3
ARGENTINA		3	4	6
ARMENIA	5	7	44	57
AUSTRALIA			0	0
AUSTRIA			0	0
AZERBAIJAN		1	0	3
BANGLADESH			1	2
BARBADOS			0	0
BELARUS	4	8	77	100
BENIN			0	0
BHUTAN			0	0
BOLIVIA (THE PLURINATIONAL STATE OF)			0	0
BOSNIA AND HERZEGOVINA			0	0
BOTSWANA			0	0
BRAZIL	59	81	730	799
BULGARIA			2	3
BURKINA FASO			2	2
BURUNDI			7	10
CAMBODIA			0	0
CAMEROON			4	11
CANADA			0	0
CABO VERDE			0	0
CENTRAL AFRICAN REPUBLIC			0	0
CHAD			1	2
CHILE			2	1
CHINA			2	2
COLOMBIA	8	5	67	75
CONGO (Brazzaville)			0	1
CONGO, DEMOCRATIC REPUBLIC OF		5	12	21
COSTA RICA			4	4
CÔTE D'IVOIRE			0	5
CROATIA			0	0
CUBA	1		1	1
CURACAO			0	0
CYPRUS			0	0
CZECHIA			0	0
DJIBOUTI			3	3
DOMINICAN REPUBLIC			0	1
ECUADOR			1	4
EGYPT		1	3	6
EL SALVADOR	1	2	87	88
EQUATORIAL GUINEA			0	0
ERITREA			0	2
ESTONIA			0	0
ETHIOPIA			3	4
GABON		1	0	8
GAMBIA			1	8
GEORGIA	9	11	80	149



International Organization for Migration (IOM)  
The UN Migration Agency

Countries or areas/places of return	September		Total Departures 2023	Total Registrations 2023
	Departed	Registered		
GERMANY			0	0
GHANA		1	1	7
GREECE			0	0
GUATEMALA	1	2	12	13
GUINEA		1	1	11
GUINEA-BISSAU			0	0
GUYANA			0	0
HAITI			0	0
HONDURAS			1	0
CHINA, HONG KONG SAR			0	0
HUNGARY		1	1	3
INDIA		1	4	8
INDONESIA			0	0
IRAN (THE ISLAMIC REPUBLIC OF)		2	12	20
IRAQ	4	5	27	76
IRELAND			0	0
ISRAEL			0	0
ITALY			0	0
JAMAICA			0	0
JORDAN		1	5	29
KAZAKHSTAN			0	2
KENYA			0	1
KOREA, REPUBLIC OF			0	0
KUWAIT			0	0
KYRGYZSTAN			6	6
LAO PEOPLE'S DEMOCRATIC REPUBLIC			0	0
LATVIA			0	0
LEBANON			3	12
LIBERIA			0	0
LIBYAN ARAB JAMAHIRIYA			0	1
LITHUANIA			0	0
MADAGASCAR			0	3
MALAYSIA			0	0
MALI			0	1
MALTA			0	0
MAURITANIA			4	10
MAURITIUS			0	1
MEXICO			1	1
MOLDOVA, REPUBLIC OF	12	19	111	227
MONGOLIA	10	9	101	165
MONTENEGRO			1	1
MOROCCO	1	1	19	43
MOZAMBIQUE			0	0
MYANMAR			0	0
NEPAL			0	1
NETHERLANDS ANTILLES			0	0
NICARAGUA			1	1
NIGER		1	5	7
NIGERIA		1	2	10
NORTH MACEDONIA	2		18	33
NORWAY			0	0
PAKISTAN		6	19	47
PALESTINIAN TERRITORIES			0	0
PANAMA			0	0
PARAGUAY		1	14	16
PERU	5	1	39	47
PHILIPPINES		1	10	14



International Organization for Migration (IOM)

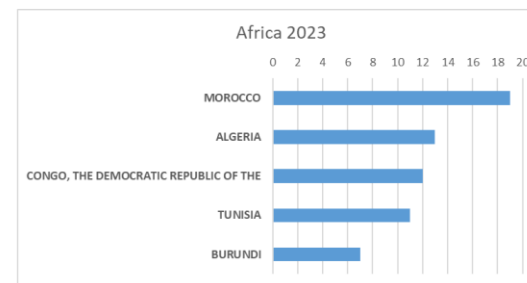
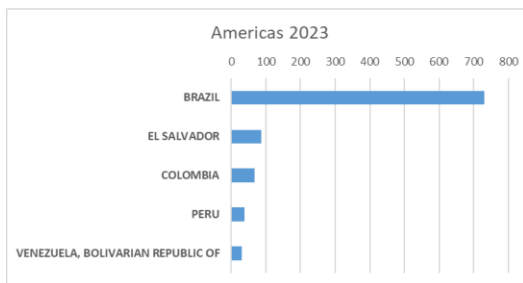
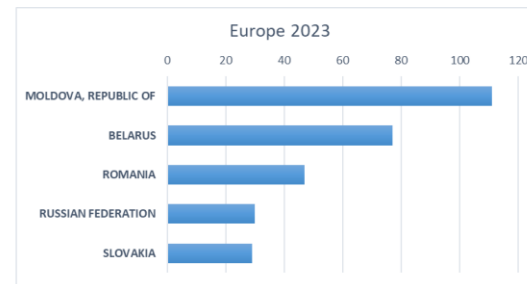
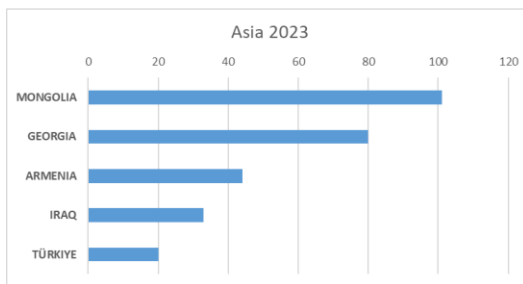
The UN Migration Agency

Countries or areas/places of return	September		Total Departures 2023	Total Registrations 2023
	Departed	Registered		
POLAND		1	2	3
PORTUGAL			0	1
ROMANIA	5	8	47	87
RUSSIAN FEDERATION	1	1	30	46
RWANDA	1		4	3
SAUDI ARABIA			2	2
SAO TOME AND PRINCIPE			0	0
SENEGAL	1	1	4	5
SERBIA	1	4	13	32
SIERRA LEONE			0	5
SLOVAKIA		1	29	48
SOMALIA	1		6	8
SOUTH AFRICA			0	0
SOUTH SUDAN			0	0
SPAIN			1	2
SRI LANKA			2	2
SUDAN		1	1	8
SURINAME			7	10
SYRIAN ARAB REPUBLIC			0	0
SWEDEN			0	0
TAIWAN PROVINCE OF THE PEOPLE'S REPUBLIC OF CHINA			0	0
TAJIKISTAN			0	1
TANZANIA, UNITED REPUBLIC OF			0	1
THAILAND			2	4
TOGO			1	3
TRINIDAD AND TOBAGO			0	0
TUNISIA	2		11	21
TÜRKIYE	2	4	20	65
TUVALU			0	0
UGANDA	1		1	2
UKRAINE			0	1
UNITED ARABES EMIRATES			0	0
UNITED KINGDOM			0	2
UNITED STATES OF AMERICA		4	0	4
URUGUAY			1	1
UZBEKISTAN			1	2
VENEZUELA (BOLIVARIAN REPUBLIC OF)		1	30	37
VIET NAM			0	0
YEMEN			0	0
ZAMBIA			0	0
ZIMBABWE			0	0
KOSOVO UNSCR 1244			4	4
<b>Grand Total</b>	<b>139</b>	<b>213</b>	<b>1809</b>	<b>2693</b>



### Top-5 Destination countries per Region / Continent 2023

Voluntary Returns to Asia	2023
MONGOLIA	101
GEORGIA	80
ARMENIA	44
IRAQ	33
TÜRKIYE	20
Voluntary Returns to Europe	2023
MOLDOVA, REPUBLIC OF	111
BELARUS	77
ROMANIA	47
RUSSIAN FEDERATION	30
SLOVAKIA	29
Voluntary Returns to Africa	2023
MOROCCO	19
ALGERIA	13
CONGO, THE DEMOCRATIC REPUBLIC OF THE	12
TUNISIA	11
BURUNDI	7
Voluntary returns to Americas	2023
BRAZIL	730
EL SALVADOR	87
COLOMBIA	67
PERU	39
VENEZUELA, BOLIVARIAN REPUBLIC OF	30



### Voluntary Returns per Region / Continent 2023

Voluntary Returns per Continent	January	February	March	April	May	June	July	August	September	2023
Africa	13	15	17	12	22	9	5	10	7	110
Asia	30	38	55	43	42	46	38	19	30	341
Europe	23	39	66	48	39	54	25	35	27	356
Americas	111	107	159	96	110	102	83	159	75	1002
<b>Grand Total</b>	<b>177</b>	<b>199</b>	<b>297</b>	<b>199</b>	<b>213</b>	<b>211</b>	<b>151</b>	<b>223</b>	<b>139</b>	<b>1809</b>

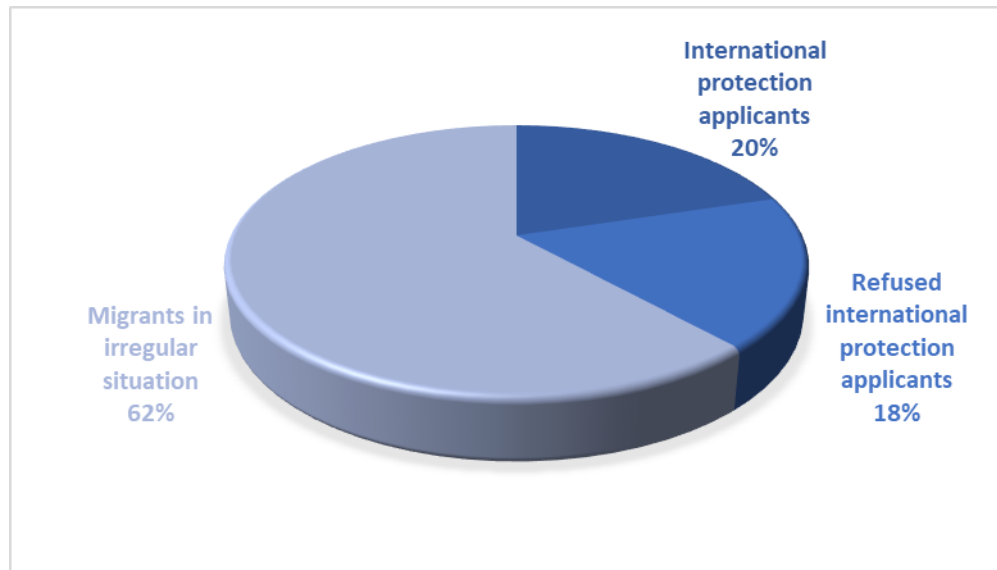


International Organization for Migration (IOM)  
The UN Migration Agency

## Voluntary Returns per Province 2023

Voluntary Returns per Province	January	February	March	April	May	June	July	August	September	Persons
Antwerpen	24	28	48	35	35	36	35	15	23	279
Brabant Wallon	1	6	3	3	12	3	0	6	1	35
Brussels City	128	126	191	120	117	136	90	171	95	1174
Hainaut	3	4	8	4	3	6	1	2	1	32
Liège	7	14	4	6	15		6	2	2	56
Limburg	0	1	3	8	1	4	2	2	2	23
Luxembourg	0	1	4	14	2	1	0	5	1	28
Namur	0	2	0	2	10	4	0	0	1	19
Oost-Vlaanderen	4	6	5	2	5	3	11	11	1	48
Vlaams-Brabant	5	10	22	2	9	11	5	3	9	76
West-Vlaanderen	5	1	9	3	4	7	1	6	3	39
<b>Grand Total</b>	<b>177</b>	<b>199</b>	<b>297</b>	<b>199</b>	<b>213</b>	<b>211</b>	<b>151</b>	<b>223</b>	<b>139</b>	<b>1809</b>

## Voluntary Returns per Migrant Type classification 2023





Voluntary Returns per Migrant Type	January	February	March	April	May	June	July	August	September	Persons
International protection applicants	21	51	65	47	67	33	29	22	31	366
Refused international protection applicants	42	24	45	50	31	60	28	28	19	327
Migrants in irregular situation	114	124	187	102	115	118	94	173	89	1116
Grand Total	177	199	297	199	213	211	151	223	139	1809

### Voluntary Returns per Sex 2023

Female Other Male



Female Indeterminate Male

655 (36%) 0 (0%) 1154 (64%)

### Voluntary Returns per Family composition 2023

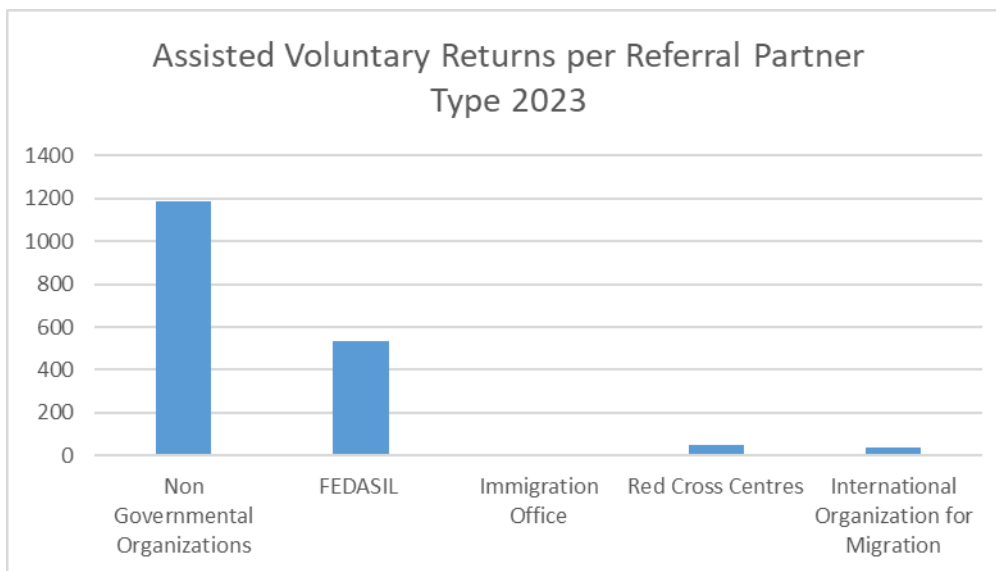
Single vs Families



913 single – 896 with family members



### Voluntary Returns per Partner Type 2023



Referrals per Partner Type	January	February	March	April	May	June	July	August	September	2023
Non Governmental Organizations	129	120	183	110	131	131	108	164	108	1184
FEDASIL	47	65	99	69	75	66	36	50	28	535
Immigration Office	0	0	0	0	1	0	0	0	0	1
Red Cross Centres	0	8	3	16	1	13	3	1	3	48
International Organization for Migration	1	6	12	4	5	1	4	8	0	41
Grand Total	177	199	297	199	213	211	151	223	139	1809





International Organization for Migration (IOM)  
The UN Migration Agency

## Voluntary Returns / Asylum Requests 2023

Month	Asylum Requests	Voluntary Returns IOM
January	2785	177
February	2399	199
March	2644	297
April	2053	199
May	2703	213
June	2755	211
July	2972	151
August	3666	223
September	3254	139
October		
November		
December		
<b>Grand Total</b>	<b>25231</b>	<b>1809</b>



International Organization for Migration (IOM)  
The UN Migration Agency

## Reintegration support IOM – September 2023

Destination country AVRR – Reintegration IOM	Persons
MOLDOVA, REPUBLIC OF	12
MONGOLIA	9
BELARUS	4
CONGO, THE DEMOCRATIC REPUBLIC OF THE	4
ARMENIA	2
IRAQ	2
ALBANIA	2
GEORGIA	2
TÜRKIYE, REPUBLIC OF	2
SERBIA	1
SOMALIA	1
CUBA	1
COLOMBIA	1
RWANDA	1
AZERBAIJAN	1
CAMEROON	1
JORDAN	1
EGYPT	1
EL SALVADOR	1
<b>Grand Total</b>	<b>49</b>

Assistance to Vulnerable Migrants	Persons
Persons with health-related needs	10
Mental health needs	0
Pregnant women	1
Families with children	6
Single parents	1
Elderly persons	1
Unaccompanied Migrant Children (UMC)	0
ex-UMC	0
Victims of Trafficking (VoT)	1
<b>Grand total</b>	<b>20</b>