



## ASSISTED VOLUNTARY RETURN FROM BELGIUM (REAB)

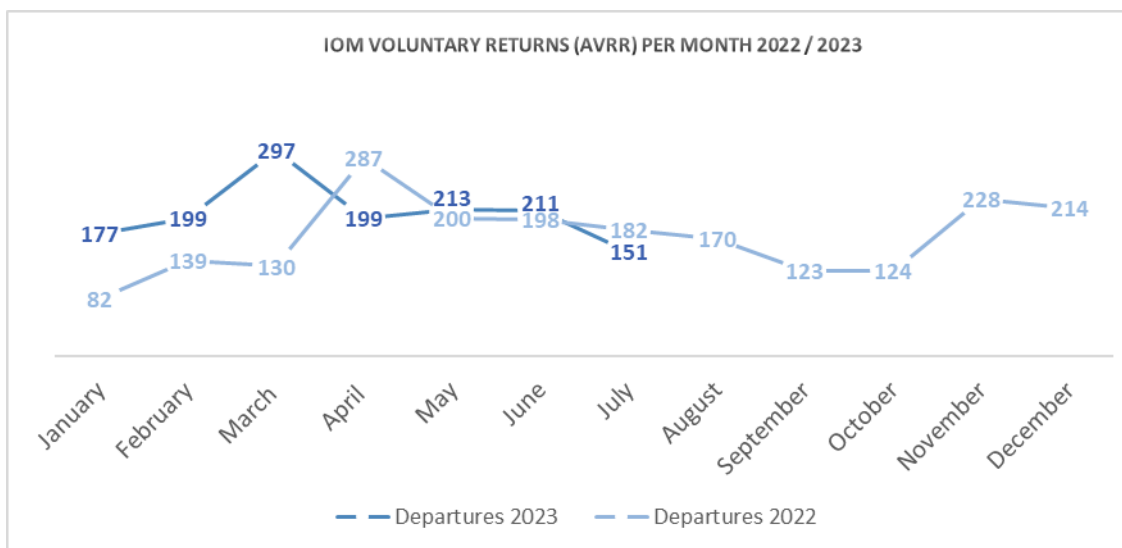
### MONTHLY QUANTITATIVE REPORT – JULY 2023

**151** IOM AVRs from Belgium in July. **96%** by plane, **4%** by land

**100%** received a small cash reinstallation grant (EUR 350 adult/EUR 175 child or EUR 50 adult/EUR 25 child) and **62** persons received transit assistance to reach final destination

**1447** IOM AVRs from Belgium in 2023 to **70** countries of origin

### Number of AVR beneficiaries (IOM voluntary returns) 2022/2023:<sup>1</sup>



Month	January	February	March	April	May	June	July	Grand total
Departures 2023	177	199	297	199	213	211	151	1447
Departures 2022	82	139	130	287	200	198	182	2077

Month	January	February	March	April	May	June	July	Grand total
IOM voluntary returns 2023 (AVRR)	177	199	297	199	213	211	151	1447
non-IOM voluntary returns 2023 (FAR)	23	37	39	37	40	27	45	248
Grand total (IOM & non-IOM voluntary returns) 2023	200	236	336	236	253	238	196	1695

<sup>1</sup> The AVR figures refer to the assisted voluntary returns organized via IOM. For a full overview of the voluntary return figures from Belgium, please consult the Fedasil website: <https://www.fedasil.be/en/statistics>



## Total IOM Voluntary Returns – July:

Countries or areas/places of return	July		Total Departures 2023	Total Registrations 2023
	Departed	Registered		
AFGHANISTAN			0	0
ALBANIA		3	18	37
ALGERIA	2	2	13	35
ANGOLA			1	2
ARGENTINA	2		4	3
ARMENIA	1	3	38	42
AUSTRALIA			0	0
AUSTRIA			0	0
AZERBAIJAN		1	0	2
BANGLADESH		1	1	2
BARBADOS			0	0
BELARUS	2	2	71	91
BENIN			0	0
BHUTAN			0	0
BOLIVIA (THE PLURINATIONAL STATE OF)			0	0
BOSNIA AND HERZEGOVINA			0	0
BOTSWANA			0	0
BRAZIL	52	100	544	618
BULGARIA	1		2	2
BURKINA FASO			2	2
BURUNDI			3	6
CAMBODIA			0	0
CAMEROON		1	4	6
CANADA			0	0
CABO VERDE			0	0
CENTRAL AFRICAN REPUBLIC			0	0
CHAD		1	1	2
CHILE			2	1
CHINA			2	2
COLOMBIA	10	3	55	57
CONGO (Brazzaville)			0	1
CONGO, DEMOCRATIC REPUBLIC OF	1	1	11	12
COSTA RICA			4	4
CÔTE D'IVOIRE			0	5
CROATIA			0	0
CUBA		1	0	1
CURACAO			0	0
CYPRUS			0	0
CZECHIA			0	0
DJIBOUTI			3	3
DOMINICAN REPUBLIC			0	1
ECUADOR			1	1
EGYPT			2	4
EL SALVADOR	8	5	76	78
EQUATORIAL GUINEA			0	0
ERITREA			0	2
ESTONIA			0	0
ETHIOPIA		1	3	4
GABON			0	7
GAMBIA			1	7
GEORGIA	5	18	65	124



International Organization for Migration (IOM)  
The UN Migration Agency

Countries or areas/places of return	July		Total Departures 2023	Total Registrations 2023
	Departed	Registered		
GERMANY			0	0
GHANA		1	1	5
GREECE			0	0
GUATEMALA	6		11	11
GUINEA		1	1	8
GUINEA-BISSAU			0	0
GUYANA			0	0
HAITI			0	0
HONDURAS			1	0
CHINA, HONG KONG SAR			0	0
HUNGARY			1	2
INDIA	1		3	7
INDONESIA			0	0
IRAN (THE ISLAMIC REPUBLIC OF)	3	2	12	18
IRAQ	4	17	21	58
IRELAND			0	0
ISRAEL			0	0
ITALY			0	0
JAMAICA			0	0
JORDAN	1	4	5	24
KAZAKHSTAN			0	2
KENYA			0	0
KOREA, REPUBLIC OF			0	0
KUWAIT			0	0
KYRGYZSTAN			6	6
LAO PEOPLE'S DEMOCRATIC REPUBLIC			0	0
LATVIA			0	0
LEBANON			3	10
LIBERIA			0	0
LIBYAN ARAB JAMAHIRIYA			0	1
LITHUANIA			0	0
MADAGASCAR		1	0	3
MALAYSIA			0	0
MALI			0	1
MALTA			0	0
MAURITANIA			3	9
MAURITIUS			0	1
MEXICO			0	0
MOLDOVA, REPUBLIC OF	9	31	93	178
MONGOLIA	19	16	85	146
MONTENEGRO	1		1	1
MOROCCO	1	2	17	37
MOZAMBIQUE			0	0
MYANMAR			0	0
NEPAL			0	1
NETHERLANDS ANTILLES			0	0
NICARAGUA	1		1	0
NIGER		1	5	6
NIGERIA		2	2	9
NORTH MACEDONIA		2	14	26
NORWAY			0	0
PAKISTAN	1	3	19	40
PALESTINIAN TERRITORIES			0	0
PANAMA			0	0
PARAGUAY	1	3	11	15
PERU	1		29	40
PHILIPPINES		1	9	12



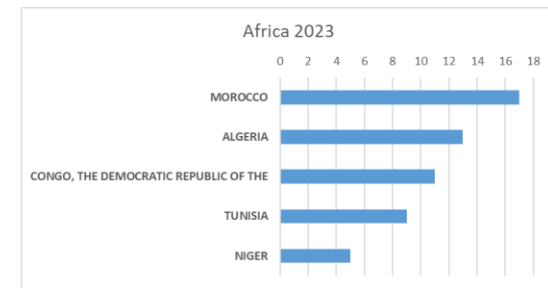
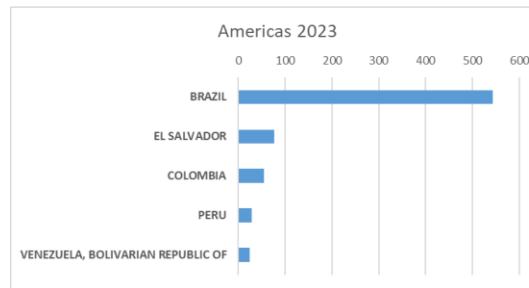
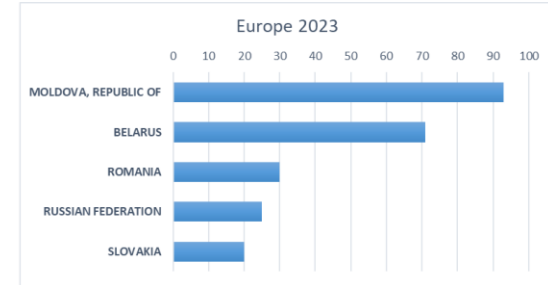
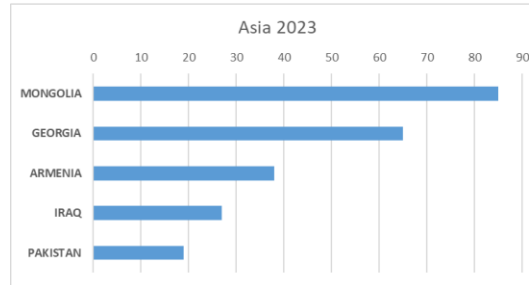
International Organization for Migration (IOM)  
The UN Migration Agency

Countries or areas/places of return	July		Total Departures 2023	Total Registrations 2023
	Departed	Registered		
POLAND			2	2
PORTUGAL			0	1
ROMANIA	7	6	30	66
RUSSIAN FEDERATION	2	2	25	43
RWANDA			3	3
SAUDI ARABIA			2	2
SAO TOME AND PRINCIPE			0	0
SENEGAL			2	4
SERBIA		6	12	27
SIERRA LEONE			0	4
SLOVAKIA	3		20	35
SOMALIA			4	6
SOUTH AFRICA			0	0
SOUTH SUDAN			0	0
SPAIN		1	1	2
SRI LANKA			2	2
SUDAN			1	7
SURINAME	1		4	7
SYRIAN ARAB REPUBLIC			0	0
SWEDEN			0	0
TAIWAN PROVINCE OF THE PEOPLE'S REPUBLIC OF CHINA			0	0
TAJIKISTAN			0	1
TANZANIA, UNITED REPUBLIC OF		1	0	1
THAILAND	1		2	4
TOGO	1		1	2
TRINIDAD AND TOBAGO			0	0
TUNISIA		1	9	17
TÜRKIYE	2	10	16	50
TUVALU			0	0
UGANDA			0	1
UKRAINE			0	1
UNITED ARABES EMIRATES			0	0
UNITED KINGDOM			0	0
UNITED STATES OF AMERICA			0	0
URUGUAY			1	1
UZBEKISTAN			1	2
VENEZUELA (BOLIVARIAN REPUBLIC OF)	1	7	24	33
VIET NAM			0	0
YEMEN			0	0
ZAMBIA			0	0
ZIMBABWE			0	0
KOSOVO UNSCR 1244			4	4
<b>Grand Total</b>	<b>151</b>	<b>264</b>	<b>1447</b>	<b>2169</b>



### Top-5 Destination countries per Region / Continent 2023

Voluntary Returns to Asia	2023
MONGOLIA	85
GEORGIA	65
ARMENIA	38
IRAQ	27
PAKISTAN	19
Voluntary Returns to Europe	2023
MOLDOVA, REPUBLIC OF	93
BELARUS	71
ROMANIA	30
RUSSIAN FEDERATION	25
SLOVAKIA	20
Voluntary Returns to Africa	2023
MOROCCO	17
ALGERIA	13
CONGO, THE DEMOCRATIC REPUBLIC OF THE	11
TUNISIA	9
NIGER	5
Voluntary returns to Americas	2023
BRAZIL	544
EL SALVADOR	76
COLOMBIA	55
PERU	29
VENEZUELA, BOLIVARIAN REPUBLIC OF	24



### Voluntary Returns per Region / Continent 2023

Voluntary Returns per Continent	January	February	March	April	May	June	July	2023
<b>Africa</b>	13	15	17	12	22	9	5	93
<b>Asia</b>	30	38	55	43	42	46	38	292
<b>Europe</b>	23	39	66	48	39	54	25	294
<b>Americas</b>	111	107	159	96	110	102	83	768
<b>Grand Total</b>	<b>177</b>	<b>199</b>	<b>297</b>	<b>199</b>	<b>213</b>	<b>211</b>	<b>151</b>	<b>1447</b>

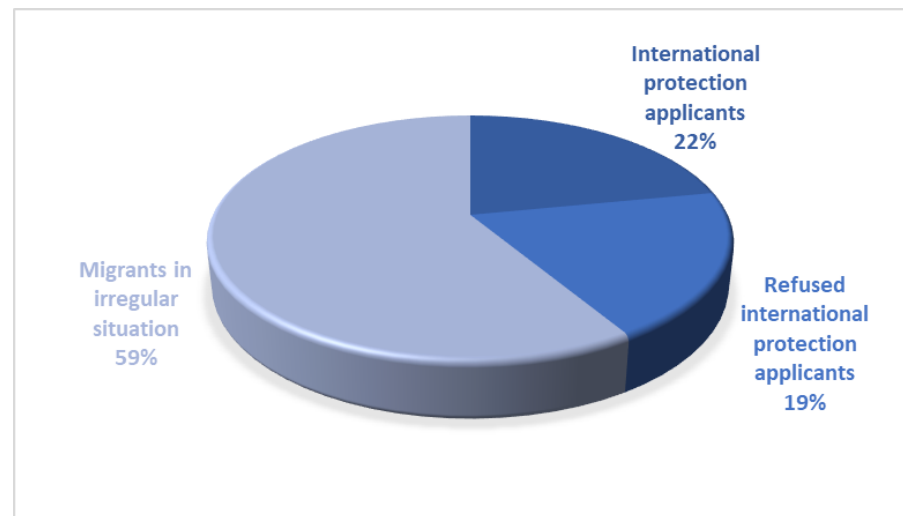


International Organization for Migration (IOM)  
The UN Migration Agency

### Voluntary Returns per Province 2023

Voluntary Returns per Province	January	February	March	April	May	June	July	Persons
Antwerpen	24	28	48	35	35	36	35	241
Brabant Wallon	1	6	3	3	12	3	0	28
Brussels City	128	126	191	120	117	136	90	908
Hainaut	3	4	8	4	3	6	1	29
Liège	7	14	4	6	15		6	52
Limburg	0	1	3	8	1	4	2	19
Luxembourg	0	1	4	14	2	1	0	22
Namur	0	2	0	2	10	4	0	18
Oost-Vlaanderen	4	6	5	2	5	3	11	36
Vlaams-Brabant	5	10	22	2	9	11	5	64
West-Vlaanderen	5	1	9	3	4	7	1	30
<b>Grand Total</b>	<b>177</b>	<b>199</b>	<b>297</b>	<b>199</b>	<b>213</b>	<b>211</b>	<b>151</b>	<b>1447</b>

### Voluntary Returns per Migrant Type classification 2023





Voluntary Returns per Migrant Type	January	February	March	April	May	June	July	Persons
International protection applicants	21	51	65	47	67	33	29	313
Refused international protection applicants	42	24	45	50	31	60	28	280
Migrants in irregular situation	114	124	187	102	115	118	94	854
Grand Total	177	199	297	199	213	211	151	1447

### Voluntary Returns per Sex 2023

Female Other Male



Female Indeterminate Male

608 (42%) 0 (0%) 839 (58%)

### Voluntary Returns per Family composition 2023

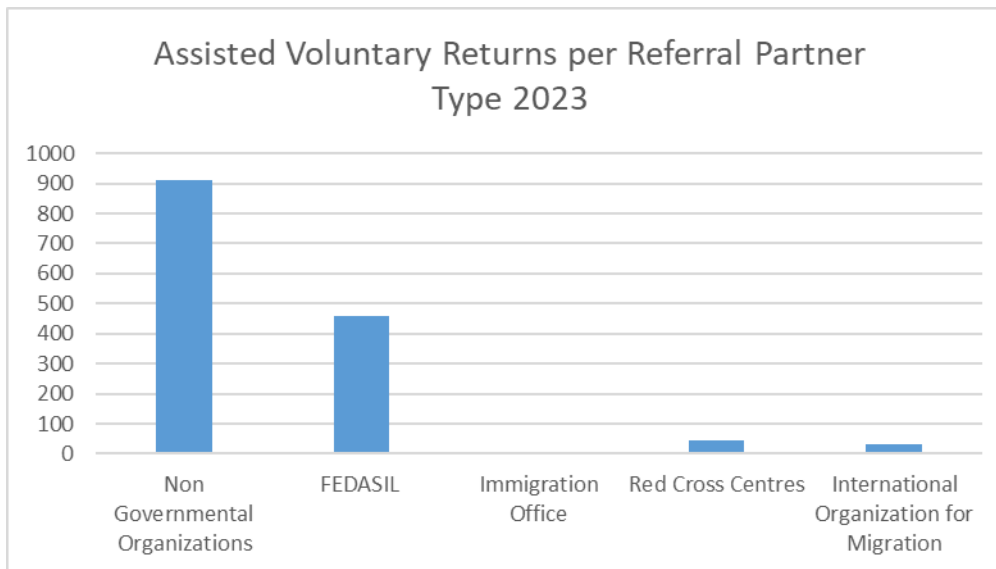
Single vs Families



726 single – 721 with family members



### Voluntary Returns per Partner Type 2023



Referrals per Partner Type	January	February	March	April	May	June	July	2023
Non Governmental Organizations	129	120	183	110	131	131	108	912
FEDASIL	47	65	99	69	75	66	36	457
Immigration Office	0	0	0	0	1	0	0	1
Red Cross Centres	0	8	3	16	1	13	3	44
International Organization for Migration	1	6	12	4	5	1	4	33
Grand Total	177	199	297	199	213	211	151	1447





International Organization for Migration (IOM)  
The UN Migration Agency

## Voluntary Returns / Asylum Requests 2023

Month	Asylum Requests	Voluntary Returns IOM
January	2785	177
February	2399	199
March	2644	297
April	2053	199
May	2703	213
June	2755	211
July	2972	151
August		
September		
October		
November		
December		
<b>Grand Total</b>	<b>18311</b>	<b>1447</b>



International Organization for Migration (IOM)  
The UN Migration Agency

## Reintegration support IOM – July 2023

Destination country AVRR – Reintegration IOM	Persons
MONGOLIA	19
TÜRKIYE, REPUBLIC OF	9
GUATEMALA	4
MOLDOVA, REPUBLIC OF	3
GEORGIA	3
IRAN, ISLAMIC REPUBLIC OF	3
THAILAND	2
MOROCCO	2
BELARUS	2
EL SALVADOR	2
RUSSIAN FEDERATION	2
IRAQ	2
COLOMBIA	2
JORDAN	2
ARGENTINA	2
BRAZIL	1
SURINAME	1
MADAGASCAR	1
NIGERIA	1
MONTENEGRO	1
PAKISTAN	1
VENEZUELA, BOLIVARIAN REPUBLIC OF	1
ROMANIA	1
NICARAGUA	1
ARMENIA	1
<b>Grand Total</b>	<b>69</b>

Assistance to Vulnerable Migrants	Persons
Persons with health-related needs	14
Mental health needs	2
Pregnant women	0
Families with children	10
Single parents	1
Elderly persons	1
Unaccompanied Migrant Children (UMC)	0
ex-UMC	0
Victims of Trafficking (VoT)	0
<b>Grand total</b>	<b>28</b>