



## ASSISTED VOLUNTARY RETURN FROM BELGIUM (REAB)

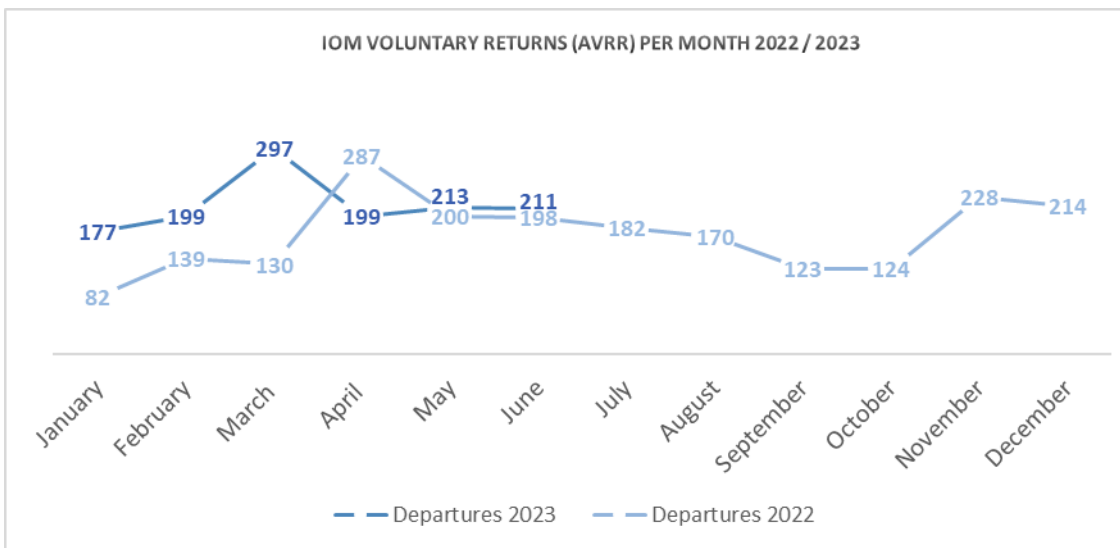
### MONTHLY QUANTITATIVE REPORT – JUNE 2023

**211** IOM AVRs from Belgium in June. **100%** by plane, **0%** by land

**100%** received a small cash reinstallation grant (EUR 350 adult/EUR 175 child or EUR 50 adult/EUR 25 child) and **114** persons received transit assistance to reach final destination

**1296** IOM AVRs from Belgium in 2023 to **67** countries of origin

### Number of AVR beneficiaries (IOM voluntary returns) 2022/2023:<sup>1</sup>



Month	January	February	March	April	May	June	Grand total
Departures 2023	177	199	297	199	213	211	1296
Departures 2022	82	139	130	287	200	198	2077

Month	January	February	March	April	May	June	Grand total
IOM voluntary returns 2023 (AVRR)	177	199	297	199	213	211	1296
non-IOM voluntary returns 2023 (FAR)	23	37	39	37	40	27	203
Grand total (IOM & non-IOM voluntary returns) 2023	200	236	336	236	253	238	1499

<sup>1</sup> The AVR figures refer to the assisted voluntary returns organized via IOM. For a full overview of the voluntary return figures from Belgium, please consult the Fedasil website: <https://www.fedasil.be/en/statistics>



## Total IOM Voluntary Returns – June:

Countries or areas/places of return	June		Total Departures 2023	Total Registrations 2023
	Departed	Registered		
AFGHANISTAN			0	0
ALBANIA	1	3	18	34
ALGERIA		2	11	33
ANGOLA	1		1	2
ARGENTINA			2	3
ARMENIA	7	2	37	39
AUSTRALIA			0	0
AUSTRIA			0	0
AZERBAIJAN		1	0	1
BANGLADESH	1		1	1
BARBADOS			0	0
BELARUS	23	9	69	89
BENIN			0	0
BHUTAN			0	0
BOLIVIA (THE PLURINATIONAL STATE OF)			0	0
BOSNIA AND HERZEGOVINA			0	0
BOTSWANA			0	0
BRAZIL	75	93	492	518
BULGARIA	1	1	1	2
BURKINA FASO	1		2	2
BURUNDI			3	6
CAMBODIA			0	0
CAMEROON		2	4	5
CANADA			0	0
CABO VERDE			0	0
CENTRAL AFRICAN REPUBLIC			0	0
CHAD			1	1
CHILE			2	1
CHINA			2	2
COLOMBIA	4	14	45	54
CONGO (Brazzaville)			0	1
CONGO, DEMOCRATIC REPUBLIC OF			10	11
COSTA RICA			4	4
CÔTE D'IVOIRE			0	5
CROATIA			0	0
CUBA			0	0
CURACAO			0	0
CYPRUS			0	0
CZECHIA			0	0
DJIBOUTI			3	3
DOMINICAN REPUBLIC			0	1
ECUADOR			1	1
EGYPT			2	4
EL SALVADOR	6	8	68	73
EQUATORIAL GUINEA			0	0
ERITREA		1	0	2
ESTONIA			0	0
ETHIOPIA	1	1	3	3
GABON		7	0	7
GAMBIA			1	7
GEORGIA	11	18	60	106



International Organization for Migration (IOM)  
The UN Migration Agency

Countries or areas/places of return	June		Total Departures 2023	Total Registrations 2023
	Departed	Registered		
GERMANY			0	0
GHANA		2	1	4
GREECE			0	0
GUATEMALA		7	5	11
GUINEA			1	7
GUINEA-BISSAU			0	0
GUYANA			0	0
HAITI			0	0
HONDURAS			1	0
CHINA, HONG KONG SAR			0	0
HUNGARY			1	2
INDIA	1	1	2	7
INDONESIA			0	0
IRAN (THE ISLAMIC REPUBLIC OF)	1		9	16
IRAQ	2	5	17	41
IRELAND			0	0
ISRAEL			0	0
ITALY			0	0
JAMAICA			0	0
JORDAN		8	4	20
KAZAKHSTAN			0	2
KENYA			0	0
KOREA, REPUBLIC OF			0	0
KUWAIT			0	0
KYRGYZSTAN			6	6
LAO PEOPLE'S DEMOCRATIC REPUBLIC			0	0
LATVIA			0	0
LEBANON			3	10
LIBERIA			0	0
LIBYAN ARAB JAMAHIRIYA			0	1
LITHUANIA			0	0
MADAGASCAR		2	0	2
MALAYSIA			0	0
MALI		1	0	1
MALTA			0	0
MAURITANIA			3	9
MAURITIUS		1	0	1
MEXICO			0	0
MOLDOVA, REPUBLIC OF	22	24	84	147
MONGOLIA	13	33	66	130
MONTENEGRO			0	1
MOROCCO	3	3	16	35
MOZAMBIQUE			0	0
MYANMAR			0	0
NEPAL			0	1
NETHERLANDS ANTILLES			0	0
NICARAGUA			0	0
NIGER	2	2	5	5
NIGERIA		1	2	7
NORTH MACEDONIA	4	5	14	24
NORWAY			0	0
PAKISTAN	1	5	18	37
PALESTINIAN TERRITORIES			0	0
PANAMA			0	0
PARAGUAY	7	5	10	12
PERU	6	8	28	40
PHILIPPINES	1		9	11



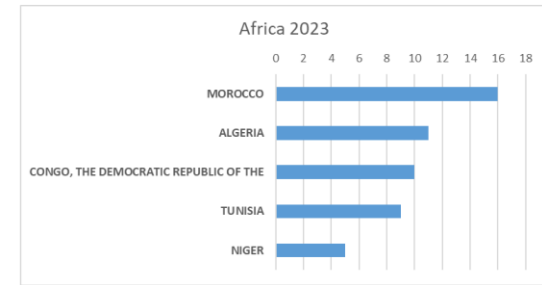
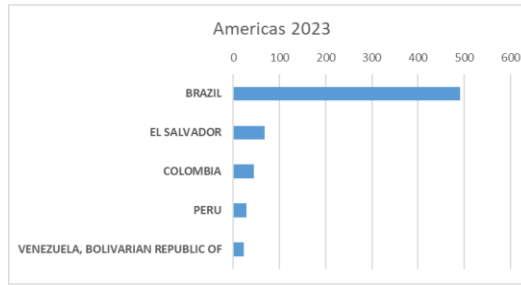
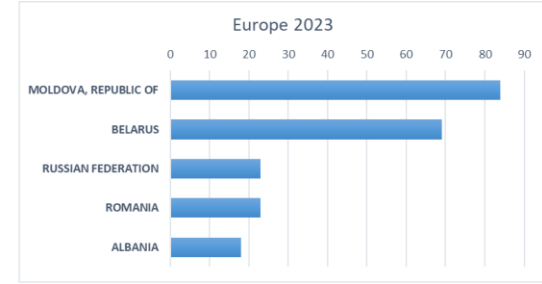
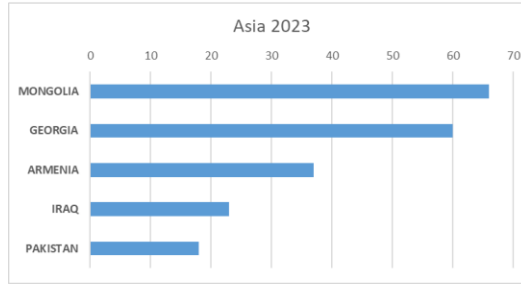
International Organization for Migration (IOM)  
The UN Migration Agency

Countries or areas/places of return	June		Total Departures 2023	Total Registrations 2023
	Departed	Registered		
POLAND			2	2
PORTUGAL			0	1
ROMANIA	3	10	23	60
RUSSIAN FEDERATION		4	23	41
RWANDA	1		3	3
SAUDI ARABIA	1		2	2
SAO TOME AND PRINCIPE			0	0
SENEGAL		1	2	4
SERBIA			12	21
SIERRA LEONE			0	4
SLOVAKIA		3	17	35
SOMALIA		1	4	6
SOUTH AFRICA			0	0
SOUTH SUDAN			0	0
SPAIN			1	1
SRI LANKA			2	2
SUDAN			1	7
SURINAME		4	3	7
SYRIAN ARAB REPUBLIC			0	0
SWEDEN			0	0
TAIWAN PROVINCE OF THE PEOPLE'S REPUBLIC OF CHINA			0	0
TAJIKISTAN			0	1
TANZANIA, UNITED REPUBLIC OF			0	0
THAILAND	1	2	1	4
TOGO		1	0	2
TRINIDAD AND TOBAGO			0	0
TUNISIA		2	9	16
TÜRKIYE	5	13	14	40
TUVALU			0	0
UGANDA			0	1
UKRAINE			0	1
UNITED ARABES EMIRATES			0	0
UNITED KINGDOM			0	0
UNITED STATES OF AMERICA			0	0
URUGUAY			1	1
UZBEKISTAN	1		1	2
VENEZUELA (BOLIVARIAN REPUBLIC OF)	4	3	23	26
VIET NAM			0	0
YEMEN			0	0
ZAMBIA			0	0
ZIMBABWE			0	0
KOSOVO UNSCR 1244			4	4
<b>Grand Total</b>	<b>211</b>	<b>319</b>	<b>1296</b>	<b>1905</b>



### Top-5 Destination countries per Region / Continent 2023

Voluntary Returns to Asia		2023
MONGOLIA		66
GEORGIA		60
ARMENIA		37
IRAQ		23
PAKISTAN		18
Voluntary Returns to Europe		2023
MOLDOVA, REPUBLIC OF		84
BELARUS		69
RUSSIAN FEDERATION		23
ROMANIA		23
ALBANIA		18
Voluntary Returns to Africa		2023
MOROCCO		16
ALGERIA		11
CONGO, THE DEMOCRATIC REPUBLIC OF THE		10
TUNISIA		9
NIGER		5
Voluntary returns to Americas		2023
BRAZIL		492
EL SALVADOR		68
COLOMBIA		45
PERU		28
VENEZUELA, BOLIVARIAN REPUBLIC OF		23



### Voluntary Returns per Region / Continent 2023

Voluntary Returns per Continent	January	February	March	April	May	June	2023
<b>Africa</b>	13	15	17	12	22	9	88
<b>Asia</b>	30	38	55	43	42	46	254
<b>Europe</b>	23	39	66	48	39	54	269
<b>Americas</b>	111	107	159	96	110	102	685
<b>Grand Total</b>	<b>177</b>	<b>199</b>	<b>297</b>	<b>199</b>	<b>213</b>	<b>211</b>	<b>1296</b>

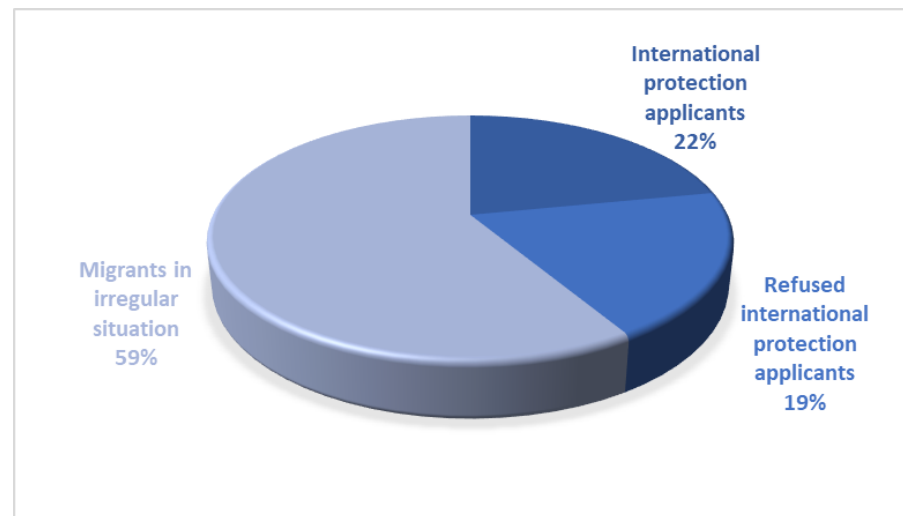


International Organization for Migration (IOM)  
The UN Migration Agency

### Voluntary Returns per Province 2023

Voluntary Returns per Province	January	February	March	April	May	June	Persons
Antwerpen	24	28	48	35	35	36	206
Brabant Wallon	1	6	3	3	12	3	28
Brussels City	128	126	191	120	117	136	818
Hainaut	3	4	8	4	3	6	28
Liège	7	14	4	6	15		46
Limburg	0	1	3	8	1	4	17
Luxembourg	0	1	4	14	2	1	22
Namur	0	2	0	2	10	4	18
Oost-Vlaanderen	4	6	5	2	5	3	25
Vlaams-Brabant	5	10	22	2	9	11	59
West-Vlaanderen	5	1	9	3	4	7	29
<b>Grand Total</b>	<b>177</b>	<b>199</b>	<b>297</b>	<b>199</b>	<b>213</b>	<b>211</b>	<b>1296</b>

### Voluntary Returns per Migrant Type classification 2023





Voluntary Returns per Migrant Type	January	February	March	April	May	June	Persons
International protection applicants	21	51	65	47	67	33	284
Refused international protection applicants	42	24	45	50	31	60	252
Migrants in irregular situation	114	124	187	102	115	118	760
Grand Total	177	199	297	199	213	211	1296

### Voluntary Returns per Sex 2023

Female Other Male



Female Indeterminate Male

540 (42%)    0 (0%)    756 (58%)

### Voluntary Returns per Family composition 2023

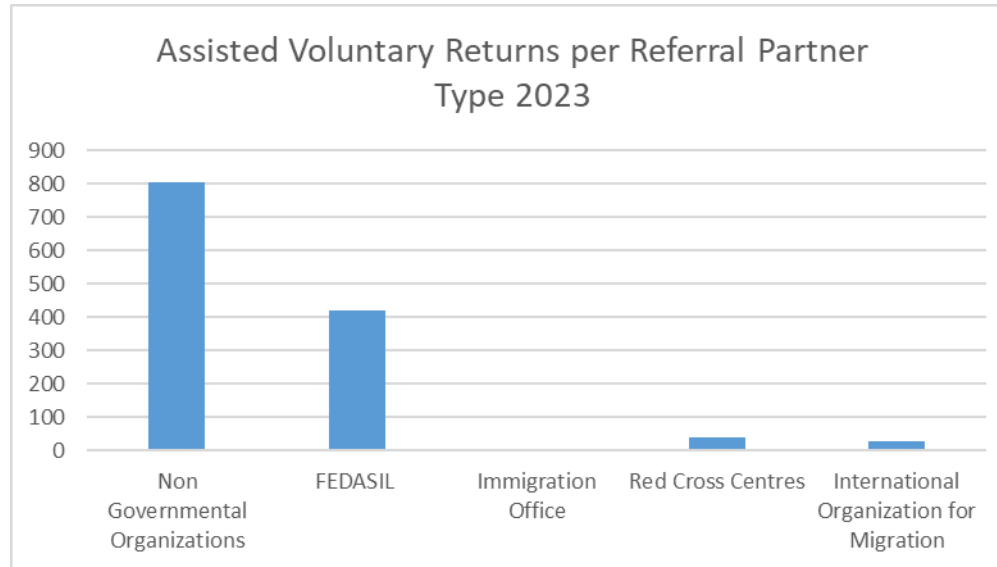
Single vs Families



649 single – 647 with family members



### Voluntary Returns per Partner Type 2023



Referrals per Partner Type	January	February	March	April	May	June	2023
Non Governmental Organizations	129	120	183	110	131	131	804
FEDASIL	47	65	99	69	75	66	421
Immigration Office	0	0	0	0	1	0	1
Red Cross Centres	0	8	3	16	1	13	41
International Organization for Migration	1	6	12	4	5	1	29
Grand Total	177	199	297	199	213	211	1296





International Organization for Migration (IOM)  
The UN Migration Agency

## Voluntary Returns / Asylum Requests 2023

Month	Asylum Requests	Voluntary Returns IOM
January	2785	177
February	2399	199
March	2644	297
April	2053	199
May	2703	213
June	2755	211
July		
August		
September		
October		
November		
December		
<b>Grand Total</b>	<b>15339</b>	<b>1296</b>



International Organization for Migration (IOM)  
The UN Migration Agency

## Reintegration support IOM – June 2023

Destination country AVRR – Reintegration IOM	Persons
BELARUS	23
MONGOLIA	12
GEORGIA	8
MOLDOVA, REPUBLIC OF	10
TÜRKIYE, REPUBLIC OF	8
ARMENIA	4
VENEZUELA, BOLIVARIAN REPUBLIC OF	4
PERU	3
BRAZIL	3
JORDAN	3
IRAQ	2
PHILIPPINES	1
COLOMBIA	1
THAILAND	1
BANGLADESH	1
UZBEKISTAN	1
BURKINA FASO	1
CONGO, THE DEMOCRATIC REPUBLIC OF THE	1
PAKISTAN	1
KAZAKHSTAN	1
ALGERIA	1
ALBANIA	1
IRAN, ISLAMIC REPUBLIC OF	1
<b>Grand Total</b>	<b>92</b>

Assistance to Vulnerable Migrants	Persons
Persons with health-related needs	32
Mental health needs	0
Pregnant women	2
Families with children	13
Single parents	0
Elderly persons	3
Unaccompanied Migrant Children (UMC)	0
ex-UMC	0
Victims of Trafficking (VoT)	1
<b>Grand total</b>	<b>51</b>