



ASSISTED VOLUNTARY RETURN FROM BELGIUM (REAB)

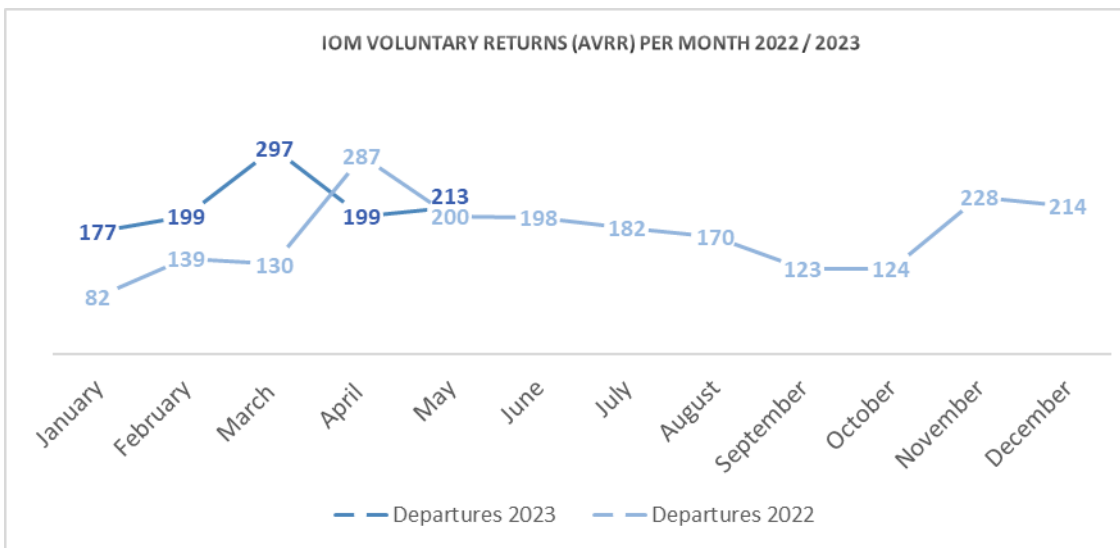
MONTHLY QUANTITATIVE REPORT – MAY 2023

213 IOM AVRs from Belgium in May. **100%** by plane, **0%** by land

100% received a small cash reinstallation grant (EUR 350 adult/EUR 175 child or EUR 50 adult/EUR 25 child) and **105** persons received transit assistance to reach final destination

1085 IOM AVRs from Belgium in 2023 to **62** countries of origin

Number of AVR beneficiaries (IOM voluntary returns) 2022/2023:¹



Month	January	February	March	April	May	Grand total
Departures 2023	177	199	297	199	213	1085
Departures 2022	82	139	130	287	200	2077

Month	January	February	March	April	May	Grand total
IOM voluntary returns 2023 (AVRR)	177	199	297	199	213	1085
non-IOM voluntary returns 2023 (FAR)	23	37	39	37	40	176
Grand total (IOM & non-IOM voluntary returns) 2023	200	236	336	236	253	1261

¹ The AVR figures refer to the assisted voluntary returns organized via IOM. For a full overview of the voluntary return figures from Belgium, please consult the Fedasil website: <https://www.fedasil.be/en/statistics>



Total IOM Voluntary Returns – May:

Countries or areas/places of return	May		Total Departures 2023	Total Registrations 2023
	Departed	Registered		
AFGHANISTAN			0	0
ALBANIA		2	17	31
ALGERIA		6	11	31
ANGOLA		1	0	2
ARGENTINA		2	2	3
ARMENIA	2	4	30	37
AUSTRALIA			0	0
AUSTRIA			0	0
AZERBAIJAN			0	0
BANGLADESH			0	1
BARBADOS			0	0
BELARUS	12	18	46	80
BENIN			0	0
BHUTAN			0	0
BOLIVIA (THE PLURINATIONAL STATE OF)			0	0
BOSNIA AND HERZEGOVINA			0	0
BOTSWANA			0	0
BRAZIL	91	75	417	425
BULGARIA		1	0	1
BURKINA FASO	1	1	1	2
BURUNDI		3	3	6
CAMBODIA			0	0
CAMEROON	1	1	4	3
CANADA			0	0
CABO VERDE			0	0
CENTRAL AFRICAN REPUBLIC			0	0
CHAD			1	1
CHILE			2	1
CHINA	1		2	2
COLOMBIA	5	5	41	40
CONGO (Brazzaville)			0	1
CONGO, DEMOCRATIC REPUBLIC OF		1	10	11
COSTA RICA			4	4
CÔTE D'IVOIRE		1	0	5
CROATIA			0	0
CUBA			0	0
CURACAO			0	0
CYPRUS			0	0
CZECHIA			0	0
DJIBOUTI			3	3
DOMINICAN REPUBLIC			0	1
ECUADOR			1	1
EGYPT	2	2	2	4
EL SALVADOR	13	9	62	65
EQUATORIAL GUINEA			0	0
ERITREA		1	0	1
ESTONIA			0	0
ETHIOPIA		2	2	2
GABON			0	0
GAMBIA	1		1	7
GEORGIA	11	18	49	88



International Organization for Migration (IOM)
The UN Migration Agency

Countries or areas/places of return	May		Total Departures 2023	Total Registrations 2023
	Departed	Registered		
GERMANY			0	0
GHANA	1		1	2
GREECE			0	0
GUATEMALA			5	4
GUINEA		1	1	7
GUINEA-BISSAU			0	0
GUYANA			0	0
HAITI			0	0
HONDURAS			1	0
CHINA, HONG KONG SAR			0	0
HUNGARY		1	1	2
INDIA		1	1	6
INDONESIA			0	0
IRAN (THE ISLAMIC REPUBLIC OF)		2	8	16
IRAQ	1	10	15	36
IRELAND			0	0
ISRAEL			0	0
ITALY			0	0
JAMAICA			0	0
JORDAN		4	4	12
KAZAKHSTAN		1	0	2
KENYA			0	0
KOREA, REPUBLIC OF			0	0
KUWAIT			0	0
KYRGYZSTAN			6	6
LAO PEOPLE'S DEMOCRATIC REPUBLIC			0	0
LATVIA			0	0
LEBANON			3	10
LIBERIA			0	0
LIBYAN ARAB JAMAHIRIYA			0	1
LITHUANIA			0	0
MADAGASCAR			0	0
MALAYSIA			0	0
MALI			0	0
MALTA			0	0
MAURITANIA	2	2	3	9
MAURITIUS			0	0
MEXICO			0	0
MOLDOVA, REPUBLIC OF	18	38	62	123
MONGOLIA	21	8	53	97
MONTENEGRO			0	1
MOROCCO	4	5	13	32
MOZAMBIQUE			0	0
MYANMAR			0	0
NEPAL			0	1
NETHERLANDS ANTILLES			0	0
NICARAGUA			0	0
NIGER	3		3	3
NIGERIA			2	6
NORTH MACEDONIA		5	10	19
NORWAY			0	0
PAKISTAN		2	17	32
PALESTINIAN TERRITORIES			0	0
PANAMA			0	0
PARAGUAY		4	3	7
PERU	1	5	22	32
PHILIPPINES	2	3	8	11



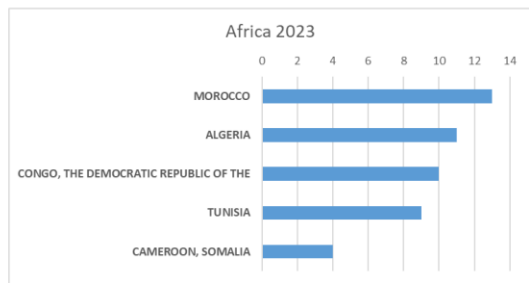
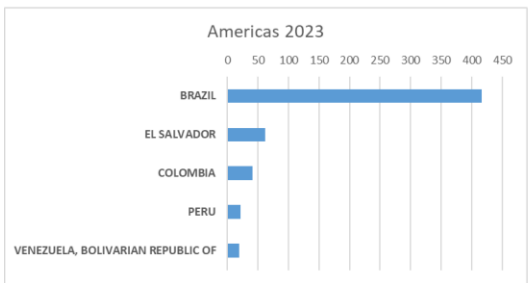
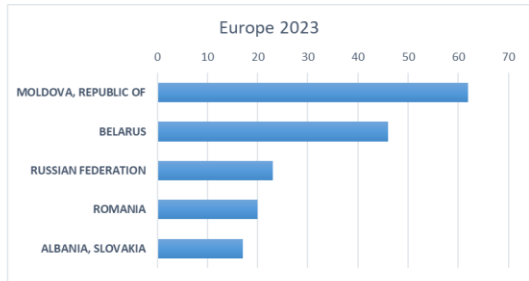
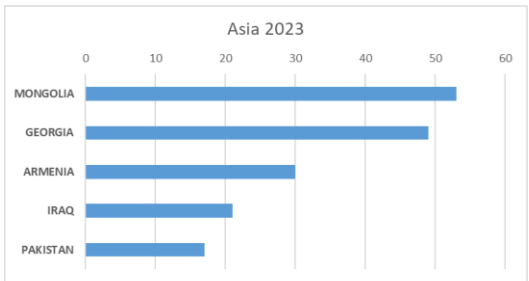
International Organization for Migration (IOM)
The UN Migration Agency

Countries or areas/places of return	May		Total Departures 2023	Total Registrations 2023
	Departed	Registered		
POLAND			2	2
PORTUGAL			0	1
ROMANIA	2	9	20	50
RUSSIAN FEDERATION	5	4	23	37
RWANDA	2		2	3
SAUDI ARABIA	1	2	1	2
SAO TOME AND PRINCIPE			0	0
SENEGAL			2	3
SERBIA		2	12	21
SIERRA LEONE		4	0	4
SLOVAKIA	2	3	17	32
SOMALIA	3	1	4	5
SOUTH AFRICA			0	0
SOUTH SUDAN			0	0
SPAIN			1	1
SRI LANKA			2	2
SUDAN			1	7
SURINAME			3	3
SYRIAN ARAB REPUBLIC			0	0
SWEDEN			0	0
TAIWAN PROVINCE OF THE PEOPLE'S REPUBLIC OF CHINA			0	0
TAJIKISTAN			0	1
TANZANIA, UNITED REPUBLIC OF			0	0
THAILAND		1	0	2
TOGO			0	1
TRINIDAD AND TOBAGO			0	0
TUNISIA	2		9	14
TÜRKIYE	3	6	9	27
TUVALU			0	0
UGANDA			0	1
UKRAINE			0	1
UNITED ARABES EMIRATES			0	0
UNITED KINGDOM			0	0
UNITED STATES OF AMERICA			0	0
URUGUAY			1	1
UZBEKISTAN		1	0	2
VENEZUELA (BOLIVARIAN REPUBLIC OF)		2	19	23
VIET NAM			0	0
YEMEN			0	0
ZAMBIA			0	0
ZIMBABWE			0	0
KOSOVO UNSCR 1244			4	4
Grand Total	213	280	1085	1586



Top-5 Destination countries per Region / Continent 2023

Voluntary Returns to Asia	2023
MONGOLIA	53
GEORGIA	49
ARMENIA	30
IRAQ	21
PAKISTAN	17
Voluntary Returns to Europe	2023
MOLDOVA, REPUBLIC OF	62
BELARUS	46
RUSSIAN FEDERATION	23
ROMANIA	20
ALBANIA, SLOVAKIA	17
Voluntary Returns to Africa	2023
MOROCCO	13
ALGERIA	11
CONGO, THE DEMOCRATIC REPUBLIC OF THE	10
TUNISIA	9
CAMEROON, SOMALIA	4
Voluntary returns to Americas	2023
BRAZIL	417
EL SALVADOR	62
COLOMBIA	41
PERU	22
VENEZUELA, BOLIVARIAN REPUBLIC OF	19



Voluntary Returns per Region / Continent 2023

Voluntary Returns per Continent	January	February	March	April	May	2023
Africa	13	15	17	12	22	79
Asia	30	38	55	43	42	208
Europe	23	39	66	48	39	215
Americas	111	107	159	96	110	583
Grand Total	177	199	297	199	213	1085

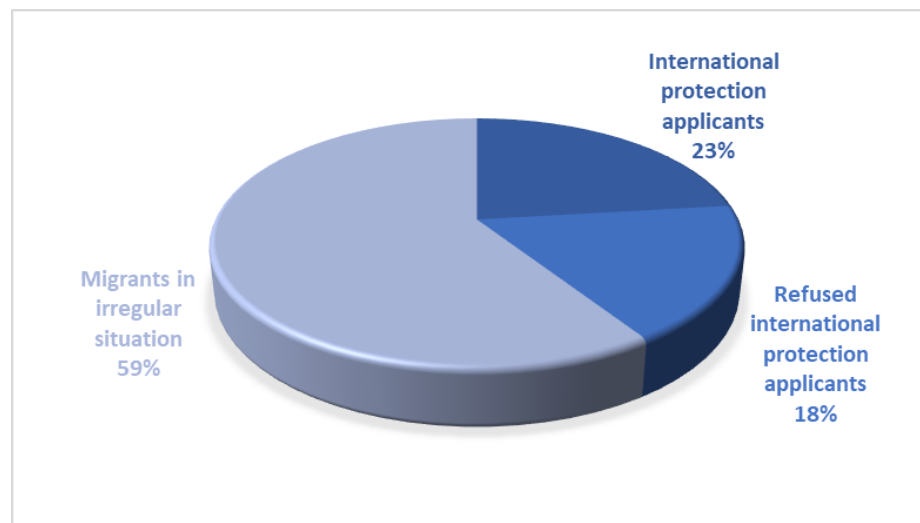


International Organization for Migration (IOM)
The UN Migration Agency

Voluntary Returns per Province 2023

Voluntary Returns per Province	January	February	March	April	May	Persons
Antwerpen	24	28	48	35	35	170
Brabant Wallon	1	6	3	3	12	25
Brussels City	128	126	191	120	117	682
Hainaut	3	4	8	4	3	22
Liège	7	14	4	6	15	46
Limburg	0	1	3	8	1	13
Luxembourg	0	1	4	14	2	21
Namur	0	2	0	2	10	14
Oost-Vlaanderen	4	6	5	2	5	22
Vlaams-Brabant	5	10	22	2	9	48
West-Vlaanderen	5	1	9	3	4	22
Grand Total	177	199	297	199	213	1085

Voluntary Returns per Migrant Type classification 2023





Voluntary Returns per Migrant Type	January	February	March	April	May	Persons
International protection applicants	21	51	65	47	67	251
Refused international protection applicants	42	24	45	50	31	192
Migrants in irregular situation	114	124	187	102	115	642
Grand Total	177	199	297	199	213	1085

Voluntary Returns per Sex 2023

Female Other Male



Female Indeterminate Male

451 (42%) 0 (0%) 634 (58%)

Voluntary Returns per Family composition 2023

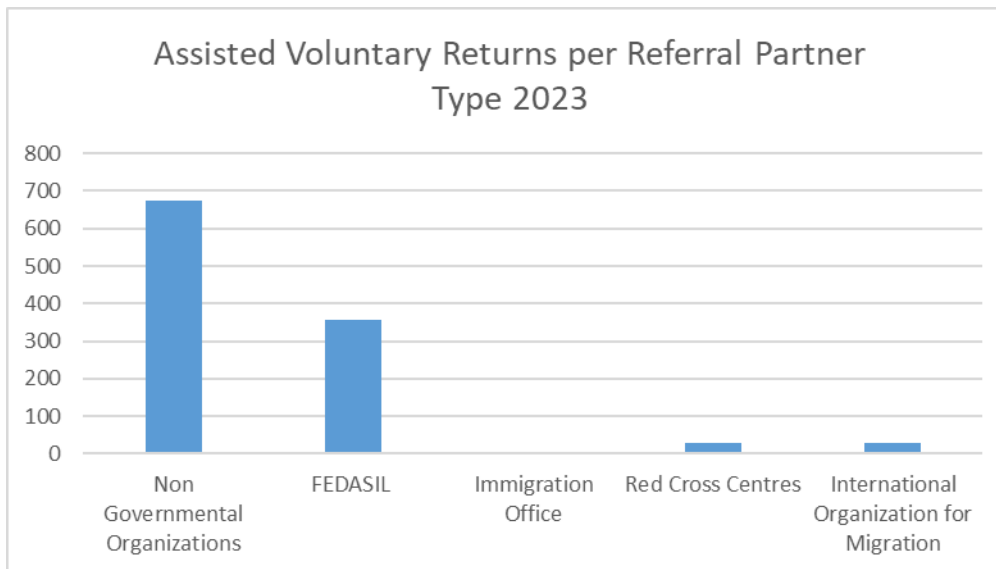
Single vs Families



541 single – 544 with family members



Voluntary Returns per Partner Type 2023



Referrals per Partner Type	January	February	March	April	May	2023
Non Governmental Organizations	129	120	183	110	131	673
FEDASIL	47	65	99	69	75	355
Immigration Office	0	0	0	0	1	1
Red Cross Centres	0	8	3	16	1	28
International Organization for Migration	1	6	12	4	5	28
Grand Total	177	199	297	199	213	1085



International Organization for Migration (IOM)
The UN Migration Agency

Voluntary Returns / Asylum Requests 2023

Month	Asylum Requests	Voluntary Returns IOM
January	2785	177
February	2399	199
March	2644	297
April	2053	199
May	2703	213
June		
July		
August		
September		
October		
November		
December		
Grand Total	12584	1085



International Organization for Migration (IOM)
The UN Migration Agency

Reintegration support IOM – May 2023

Destination country AVRR – Reintegration IOM	Persons
MONGOLIA	17
BELARUS	11
GEORGIA	5
RUSSIAN FEDERATION	3
SOMALIA	3
BRAZIL	3
TÜRKIYE, REPUBLIC OF	3
PHILIPPINES	2
ARMENIA	2
EGYPT	2
TUNISIA	2
MOROCCO	2
SAUDI ARABIA	1
PERU	1
GAMBIA	1
CHINA	1
BURKINA FASO	1
GHANA	1
IRAQ	1
Grand Total	62

Assistance to Vulnerable Migrants	Persons
Persons with health-related needs	11
Mental health needs	2
Adapted Medical Assistance After Return (AMAAR)	0
Pregnant women	0
Families with children	5
Single parents	1
Elderly persons	1
Unaccompanied Migrant Children (UMC)	0
ex-UMC	0
Victims of Trafficking (VoT)	0
Grand total	20