



## ASSISTED VOLUNTARY RETURN FROM BELGIUM (REAB)

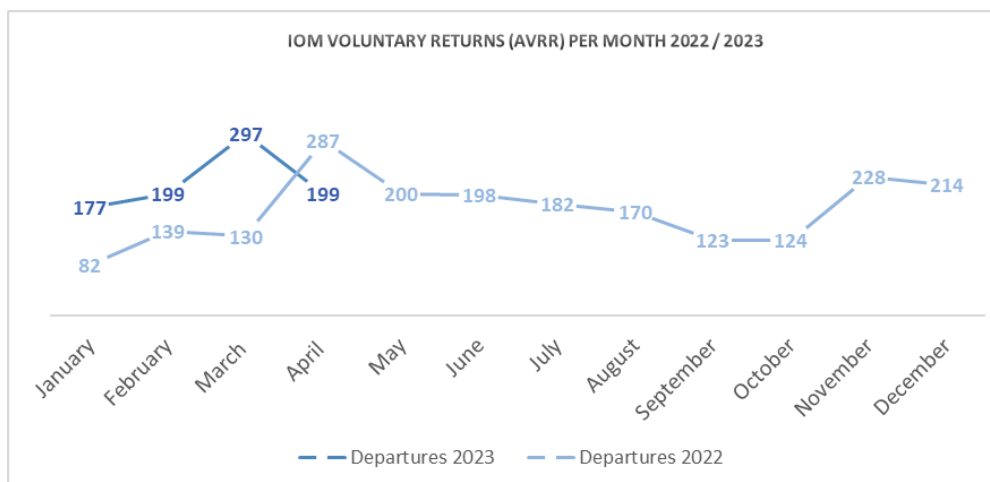
### MONTHLY QUANTITATIVE REPORT – APRIL 2023

**199** IOM AVR from Belgium in April. **99%** by plane, **1%** by land

**100%** received a small cash reinstallation grant (EUR 350 adult/EUR 175 child or EUR 50 adult/EUR 25 child) and **88** persons received transit assistance to reach final destination

**872** IOM AVR from Belgium in 2023 to **55** countries of origin

### Number of AVR beneficiaries (IOM voluntary returns) 2022/2023:<sup>1</sup>



| Month           | January | February | March | April | Grand total |
|-----------------|---------|----------|-------|-------|-------------|
| Departures 2023 | 177     | 199      | 297   | 199   | 872         |
| Departures 2022 | 82      | 139      | 130   | 287   | 2077        |

| Month  | January | February | March | April | Grand total |
|--|---------|----------|-------|-------|-------------|
| IOM voluntary returns 2023 (AVRR)                  | 177     | 199      | 297   | 199   | 872         |
| non-IOM voluntary returns 2023 (FAR)               | 23      | 37       | 39    | 37    | 136         |
| Grand total (IOM & non-IOM voluntary returns) 2023 | 200     | 236      | 336   | 236   | 1008        |

<sup>1</sup> The AVR figures refer to the assisted voluntary returns organized via IOM. For a full overview of the voluntary return figures from Belgium, please consult the Fedasil website: <https://www.fedasil.be/en/statistics>



## Total IOM Voluntary Returns – April:

| Countries or areas/places of return  | April    |            | Total Departures 2023 | Total Registrations 2023 |
|--------------------------------------|----------|------------|-----------------------|--------------------------|
|                                      | Departed | Registered |                       |                          |
| AFGHANISTAN                          |          |            | 0                     | 0                        |
| ALBANIA                              | 4        | 9          | 17                    | 29                       |
| ALGERIA                              | 3        | 4          | 11                    | 25                       |
| ANGOLA                               |          |            | 0                     | 1                        |
| ARGENTINA                            |          |            | 2                     | 1                        |
| ARMENIA                              | 3        | 6          | 28                    | 33                       |
| AUSTRALIA                            |          |            | 0                     | 0                        |
| AUSTRIA                              |          |            | 0                     | 0                        |
| AZERBAIJAN                           |          |            | 0                     | 0                        |
| BANGLADESH                           |          | 1          | 0                     | 1                        |
| BARBADOS                             |          |            | 0                     | 0                        |
| BELARUS                              | 2        | 18         | 34                    | 62                       |
| BENIN                                |          |            | 0                     | 0                        |
| BHUTAN                               |          |            | 0                     | 0                        |
| BOLIVIA (THE PLURINATIONAL STATE OF) |          |            | 0                     | 0                        |
| BOSNIA AND HERZEGOVINA               |          |            | 0                     | 0                        |
| BOTSWANA                             |          |            | 0                     | 0                        |
| BRAZIL                               | 63       | 81         | 326                   | 350                      |
| BULGARIA                             |          |            | 0                     | 0                        |
| BURKINA FASO                         |          | 1          | 0                     | 1                        |
| BURUNDI                              |          |            | 3                     | 3                        |
| CAMBODIA                             |          |            | 0                     | 0                        |
| CAMEROON                             |          |            | 3                     | 2                        |
| CANADA                               |          |            | 0                     | 0                        |
| CABO VERDE                           |          |            | 0                     | 0                        |
| CENTRAL AFRICAN REPUBLIC             |          |            | 0                     | 0                        |
| CHAD                                 |          |            | 1                     | 1                        |
| CHILE                                |          |            | 2                     | 1                        |
| CHINA                                |          | 1          | 1                     | 2                        |
| COLOMBIA                             | 10       | 4          | 36                    | 35                       |
| CONGO (Brazzaville)                  |          |            | 0                     | 1                        |
| CONGO, DEMOCRATIC REPUBLIC OF        | 3        | 3          | 10                    | 10                       |
| COSTA RICA                           |          |            | 4                     | 4                        |
| CÔTE D'IVOIRE                        |          | 2          | 0                     | 4                        |
| CROATIA                              |          |            | 0                     | 0                        |
| CUBA                                 |          |            | 0                     | 0                        |
| CURACAO                              |          |            | 0                     | 0                        |
| CYPRUS                               |          |            | 0                     | 0                        |
| CZECHIA                              |          |            | 0                     | 0                        |
| DJIBOUTI                             |          |            | 3                     | 3                        |
| DOMINICAN REPUBLIC                   |          | 1          | 0                     | 1                        |
| ECUADOR                              |          |            | 1                     | 1                        |
| EGYPT                                |          |            | 0                     | 2                        |
| EL SALVADOR                          | 7        | 6          | 49                    | 56                       |
| EQUATORIAL GUINEA                    |          |            | 0                     | 0                        |
| ERITREA                              |          |            | 0                     | 0                        |
| ESTONIA                              |          |            | 0                     | 0                        |
| ETHIOPIA                             | 1        |            | 2                     | 0                        |
| GABON                                |          |            | 0                     | 0                        |
| GAMBIA                               |          | 1          | 0                     | 7                        |
| GEORGIA                              | 16       | 28         | 38                    | 70                       |



International Organization for Migration (IOM)  
The UN Migration Agency

| Countries or areas/places of return | April    |            | Total Departures 2023 | Total Registrations 2023 |
|-------------------------------------|----------|------------|-----------------------|--------------------------|
|                                     | Departed | Registered |                       |                          |
| GERMANY                             |          |            | 0                     | 0                        |
| GHANA                               |          |            | 0                     | 2                        |
| GREECE                              |          |            | 0                     | 0                        |
| GUATEMALA                           | 2        | 1          | 5                     | 4                        |
| GUINEA                              |          | 1          | 1                     | 6                        |
| GUINEA-BISSAU                       |          |            | 0                     | 0                        |
| GUYANA                              |          |            | 0                     | 0                        |
| HAITI                               |          |            | 0                     | 0                        |
| HONDURAS                            |          |            | 1                     | 0                        |
| CHINA, HONG KONG SAR                |          |            | 0                     | 0                        |
| HUNGARY                             |          |            | 1                     | 1                        |
| INDIA                               | 1        | 1          | 1                     | 5                        |
| INDONESIA                           |          |            | 0                     | 0                        |
| IRAN (THE ISLAMIC REPUBLIC OF)      |          | 2          | 8                     | 14                       |
| IRAQ                                | 3        | 6          | 14                    | 26                       |
| IRELAND                             |          |            | 0                     | 0                        |
| ISRAEL                              |          |            | 0                     | 0                        |
| ITALY                               |          |            | 0                     | 0                        |
| JAMAICA                             |          |            | 0                     | 0                        |
| JORDAN                              |          |            | 4                     | 8                        |
| KAZAKHSTAN                          |          |            | 0                     | 1                        |
| KENYA                               |          |            | 0                     | 0                        |
| KOREA, REPUBLIC OF                  |          |            | 0                     | 0                        |
| KUWAIT                              |          |            | 0                     | 0                        |
| KYRGYZSTAN                          | 1        |            | 6                     | 6                        |
| LAO PEOPLE'S DEMOCRATIC REPUBLIC    |          |            | 0                     | 0                        |
| LATVIA                              |          |            | 0                     | 0                        |
| LEBANON                             | 1        | 1          | 3                     | 10                       |
| LIBERIA                             |          |            | 0                     | 0                        |
| LIBYAN ARAB JAMAHIRIYA              |          |            | 0                     | 1                        |
| LITHUANIA                           |          |            | 0                     | 0                        |
| MADAGASCAR                          |          |            | 0                     | 0                        |
| MALAYSIA                            |          |            | 0                     | 0                        |
| MALI                                |          |            | 0                     | 0                        |
| MALTA                               |          |            | 0                     | 0                        |
| MAURITANIA                          |          |            | 1                     | 7                        |
| MAURITIUS                           |          |            | 0                     | 0                        |
| MEXICO                              |          |            | 0                     | 0                        |
| MOLDOVA, REPUBLIC OF                | 15       | 20         | 44                    | 85                       |
| MONGOLIA                            | 12       | 35         | 32                    | 89                       |
| MONTENEGRO                          |          | 1          | 0                     | 1                        |
| MOROCCO                             | 3        | 8          | 9                     | 27                       |
| MOZAMBIQUE                          |          |            | 0                     | 0                        |
| MYANMAR                             |          |            | 0                     | 0                        |
| NEPAL                               |          |            | 0                     | 1                        |
| NETHERLANDS ANTILLES                |          |            | 0                     | 0                        |
| NICARAGUA                           |          |            | 0                     | 0                        |
| NIGER                               |          | 3          | 0                     | 3                        |
| NIGERIA                             |          |            | 2                     | 6                        |
| NORTH MACEDONIA                     | 7        |            | 10                    | 14                       |
| NORWAY                              |          |            | 0                     | 0                        |
| PAKISTAN                            | 3        | 6          | 17                    | 30                       |
| PALESTINIAN TERRITORIES             |          |            | 0                     | 0                        |
| PANAMA                              |          |            | 0                     | 0                        |
| PARAGUAY                            | 1        |            | 3                     | 3                        |
| PERU                                | 2        | 1          | 21                    | 27                       |
| PHILIPPINES                         | 1        |            | 6                     | 8                        |



International Organization for Migration (IOM)

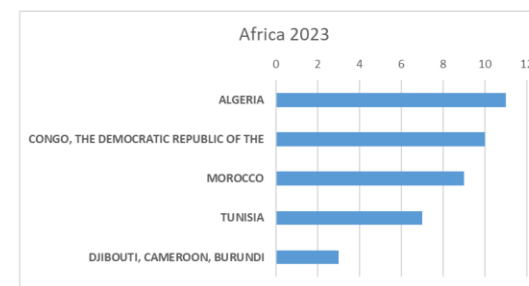
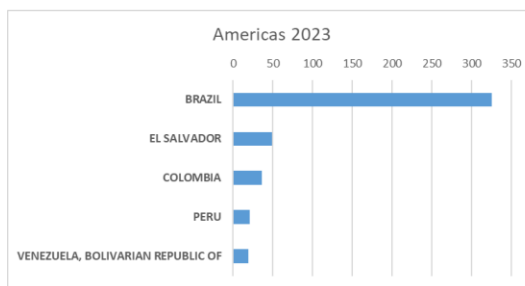
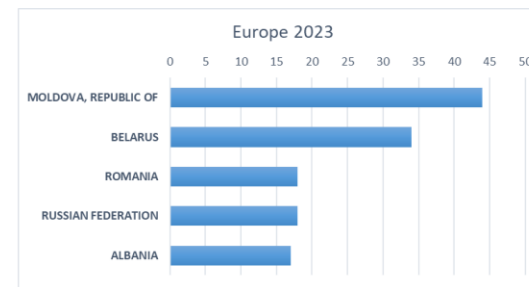
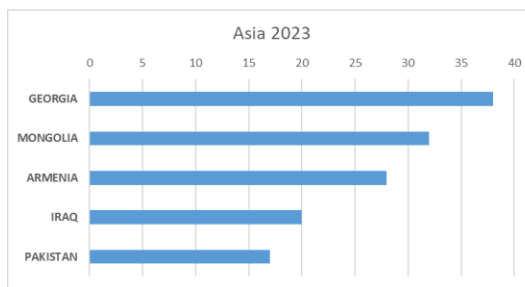
The UN Migration Agency

| Countries or areas/places of return               | April      |            | Total Departures 2023 | Total Registrations 2023 |
|---|------------|------------|-----------------------|--------------------------|
|   | Departed   | Registered |                       |                          |
| POLAND  | 2          | 2          | 2                     | 2                        |
| PORTUGAL  |            |            | 0                     | 1                        |
| ROMANIA   | 9          | 11         | 18                    | 41                       |
| RUSSIAN FEDERATION                                | 6          | 10         | 18                    | 33                       |
| RWANDA  |            |            | 0                     | 3                        |
| SAUDI ARABIA                                      |            |            | 0                     | 0                        |
| SAO TOME AND PRINCIPE                             |            |            | 0                     | 0                        |
| SENEGAL   | 1          |            | 2                     | 3                        |
| SERBIA  |            | 3          | 12                    | 19                       |
| SIERRA LEONE                                      |            |            | 0                     | 0                        |
| SLOVAKIA  |            | 9          | 15                    | 29                       |
| SOMALIA   | 1          | 1          | 1                     | 4                        |
| SOUTH AFRICA                                      |            |            | 0                     | 0                        |
| SOUTH SUDAN                                       |            |            | 0                     | 0                        |
| SPAIN   |            |            | 1                     | 1                        |
| SRI LANKA   |            |            | 2                     | 2                        |
| SUDAN   |            | 2          | 1                     | 7                        |
| SURINAME  | 2          |            | 3                     | 3                        |
| SYRIAN ARAB REPUBLIC                              |            |            | 0                     | 0                        |
| SWEDEN  |            |            | 0                     | 0                        |
| TAIWAN PROVINCE OF THE PEOPLE'S REPUBLIC OF CHINA |            |            | 0                     | 0                        |
| TAJIKISTAN  |            |            | 0                     | 1                        |
| TANZANIA, UNITED REPUBLIC OF                      |            |            | 0                     | 0                        |
| THAILAND  |            |            | 0                     | 1                        |
| TOGO  |            |            | 0                     | 1                        |
| TRINIDAD AND TOBAGO                               |            |            | 0                     | 0                        |
| TUNISIA   |            | 4          | 7                     | 14                       |
| TÜRKIYE   | 2          | 7          | 6                     | 21                       |
| TUVALU  |            |            | 0                     | 0                        |
| UGANDA  |            |            | 0                     | 1                        |
| UKRAINE   |            |            | 0                     | 1                        |
| UNITED ARABES EMIRATES                            |            |            | 0                     | 0                        |
| UNITED KINGDOM                                    |            |            | 0                     | 0                        |
| UNITED STATES OF AMERICA                          |            |            | 0                     | 0                        |
| URUGUAY   |            |            | 1                     | 1                        |
| UZBEKISTAN  |            |            | 0                     | 1                        |
| VENEZUELA (BOLIVARIAN REPUBLIC OF)                | 9          | 2          | 19                    | 21                       |
| VIET NAM  |            |            | 0                     | 0                        |
| YEMEN   |            |            | 0                     | 0                        |
| ZAMBIA  |            |            | 0                     | 0                        |
| ZIMBABWE  |            |            | 0                     | 0                        |
| KOSOVO UNSCR 1244                                 | 3          | 1          | 4                     | 4                        |
| <b>Grand Total</b>                                | <b>199</b> | <b>304</b> | <b>872</b>            | <b>1306</b>              |



### Top-5 Destination countries per Region / Continent 2023

| Voluntary Returns to Asia             | 2023 |
|---------------------------------------|------|
| GEORGIA                               | 38   |
| MONGOLIA                              | 32   |
| ARMENIA                               | 28   |
| IRAQ                                  | 20   |
| PAKISTAN                              | 17   |
| Voluntary Returns to Europe           | 2023 |
| MOLDOVA, REPUBLIC OF                  | 44   |
| BELARUS                               | 34   |
| ROMANIA                               | 18   |
| RUSSIAN FEDERATION                    | 18   |
| ALBANIA                               | 17   |
| Voluntary Returns to Africa           | 2023 |
| ALGERIA                               | 11   |
| CONGO, THE DEMOCRATIC REPUBLIC OF THE | 10   |
| MOROCCO                               | 9    |
| TUNISIA                               | 7    |
| DJIBOUTI, CAMEROON, BURUNDI           | 3    |
| Voluntary returns to Americas         | 2023 |
| BRAZIL                                | 326  |
| EL SALVADOR                           | 49   |
| COLOMBIA                              | 36   |
| PERU                                  | 21   |
| VENEZUELA, BOLIVARIAN REPUBLIC OF     | 19   |



### Voluntary Returns per Region / Continent 2023

| Voluntary Returns per Continent | January    | February   | March      | April      | 2023       |
|---------------------------------|------------|------------|------------|------------|------------|
| <b>Africa</b>                   | 13         | 15         | 17         | 12         | 57         |
| <b>Asia</b>                     | 30         | 38         | 55         | 43         | 166        |
| <b>Europe</b>                   | 23         | 39         | 66         | 48         | 176        |
| <b>Americas</b>                 | 111        | 107        | 159        | 96         | 473        |
| <b>Grand Total</b>              | <b>177</b> | <b>199</b> | <b>297</b> | <b>199</b> | <b>872</b> |

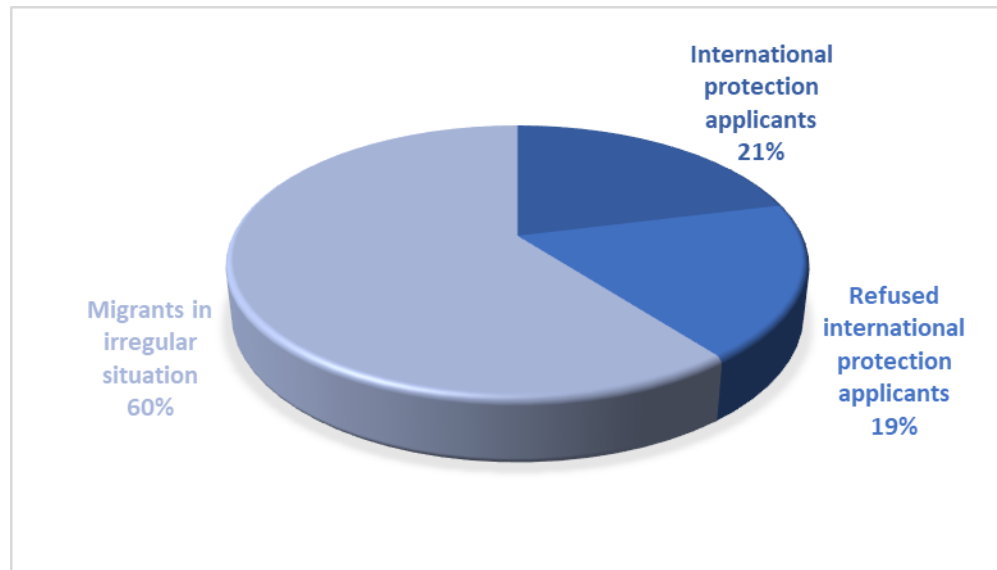


International Organization for Migration (IOM)  
The UN Migration Agency

### Voluntary Returns per Province 2023

| Voluntary Returns per Province | January    | February   | March      | April      | Persons    |
|--------------------------------|------------|------------|------------|------------|------------|
| Antwerpen                      | 24         | 28         | 48         | 35         | 135        |
| Brabant Wallon                 | 1          | 6          | 3          | 3          | 13         |
| Brussels City                  | 128        | 126        | 191        | 120        | 565        |
| Hainaut                        | 3          | 4          | 8          | 4          | 19         |
| Liège                          | 7          | 14         | 4          | 6          | 31         |
| Limburg                        | 0          | 1          | 3          | 8          | 12         |
| Luxembourg                     | 0          | 1          | 4          | 14         | 19         |
| Namur                          | 0          | 2          | 0          | 2          | 4          |
| Oost-Vlaanderen                | 4          | 6          | 5          | 2          | 17         |
| Vlaams-Brabant                 | 5          | 10         | 22         | 2          | 39         |
| West-Vlaanderen                | 5          | 1          | 9          | 3          | 18         |
| <b>Grand Total</b>             | <b>177</b> | <b>199</b> | <b>297</b> | <b>199</b> | <b>872</b> |

### Voluntary Returns per Migrant Type classification 2023





| Voluntary Returns per Migrant Type          | January | February | March | April | Persons |
|---|---------|----------|-------|-------|---------|
| International protection applicants         | 21      | 51       | 65    | 47    | 184     |
| Refused international protection applicants | 42      | 24       | 45    | 50    | 161     |
| Migrants in irregular situation             | 114     | 124      | 187   | 102   | 527     |
| Grand Total                                 | 177     | 199      | 297   | 199   | 872     |

### Voluntary Returns per Sex 2023

Female Other Male



Female Indeterminate Male

353 (40%)    0 (0%)    519 (60%)

### Voluntary Returns per Family composition 2023

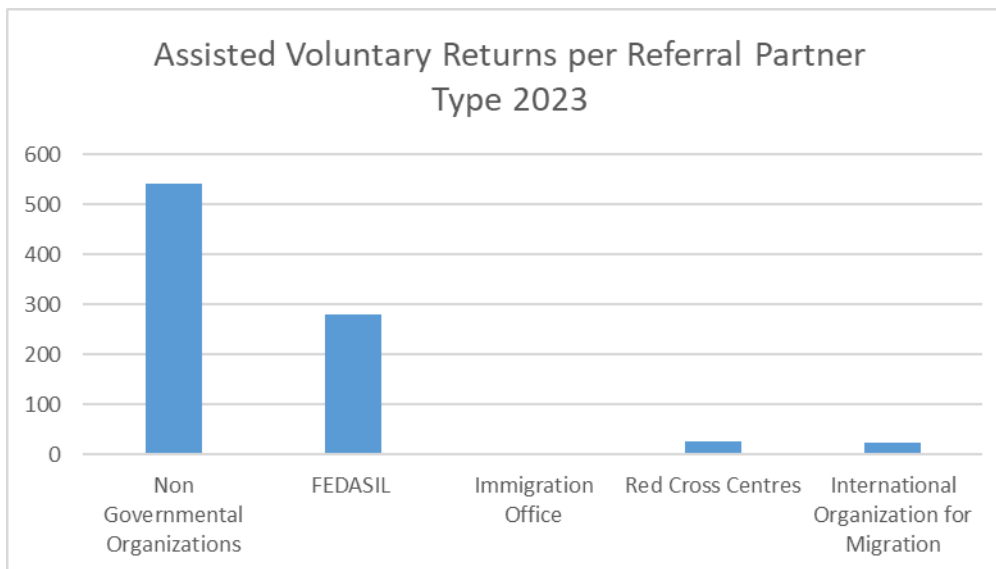
Single vs Families



447 single – 425 with family members



### Voluntary Returns per Partner Type 2023



| Referrals per Partner Type               | January | February | March | April | 2023 |
|--|---------|----------|-------|-------|------|
| Non Governmental Organizations           | 129     | 120      | 183   | 110   | 542  |
| FEDASIL                                  | 47      | 65       | 99    | 69    | 280  |
| Immigration Office                       | 0       | 0        | 0     | 0     | 0    |
| Red Cross Centres                        | 0       | 8        | 3     | 16    | 27   |
| International Organization for Migration | 1       | 6        | 12    | 4     | 23   |
| Grand Total                              | 177     | 199      | 297   | 199   | 872  |





International Organization for Migration (IOM)  
The UN Migration Agency

### Voluntary Returns / Asylum Requests 2023

| Month              | Asylum Requests | Voluntary Returns IOM |
|--------------------|-----------------|-----------------------|
| January            | 2785            | 177                   |
| February           | 2399            | 199                   |
| March              | 2644            | 297                   |
| April              | 2053            | 199                   |
| May                |                 |                       |
| June               |                 |                       |
| July               |                 |                       |
| August             |                 |                       |
| September          |                 |                       |
| October            |                 |                       |
| November           |                 |                       |
| December           |                 |                       |
| <b>Grand Total</b> | <b>9881</b>     | <b>872</b>            |



International Organization for Migration (IOM)  
The UN Migration Agency

## Reintegration support IOM – April 2023

| Destination country AVRR – Reintegration IOM | Persons   |
|--|-----------|
| VENEZUELA, BOLIVARIAN REPUBLIC OF            | 9         |
| MONGOLIA                                     | 8         |
| NORTH MACEDONIA                              | 7         |
| MOLDOVA, REPUBLIC OF                         | 7         |
| BRAZIL                                       | 4         |
| CONGO, THE DEMOCRATIC REPUBLIC OF THE        | 3         |
| SURINAME                                     | 2         |
| EL SALVADOR                                  | 2         |
| TÜRKIYE, REPUBLIC OF                         | 2         |
| GEORGIA                                      | 2         |
| KOSOVO                                       | 2         |
| INDIA  | 1         |
| RUSSIAN FEDERATION                           | 1         |
| ALBANIA                                      | 1         |
| ETHIOPIA                                     | 1         |
| SOMALIA                                      | 1         |
| COLOMBIA                                     | 1         |
| IRAQ   | 1         |
| GUATEMALA                                    | 1         |
| KYRGYZSTAN                                   | 1         |
| PAKISTAN                                     | 1         |
| <b>Grand Total</b>                           | <b>58</b> |

| Assistance to Vulnerable Migrants               | Persons   |
|---|-----------|
| Persons with health-related needs               | 15        |
| Mental health needs                             | 2         |
| Adapted Medical Assistance After Return (AMAAR) | 1         |
| Pregnant women                                  | 1         |
| Families with children                          | 7         |
| Single parents                                  | 0         |
| Elderly persons                                 | 1         |
| Unaccompanied Migrant Children (UMC)            | 1         |
| ex-UMC  | 1         |
| Victims of Trafficking (VoT)                    | 0         |
| <b>Grand total</b>                              | <b>29</b> |