



ASSISTED VOLUNTARY RETURN FROM BELGIUM (REAB)

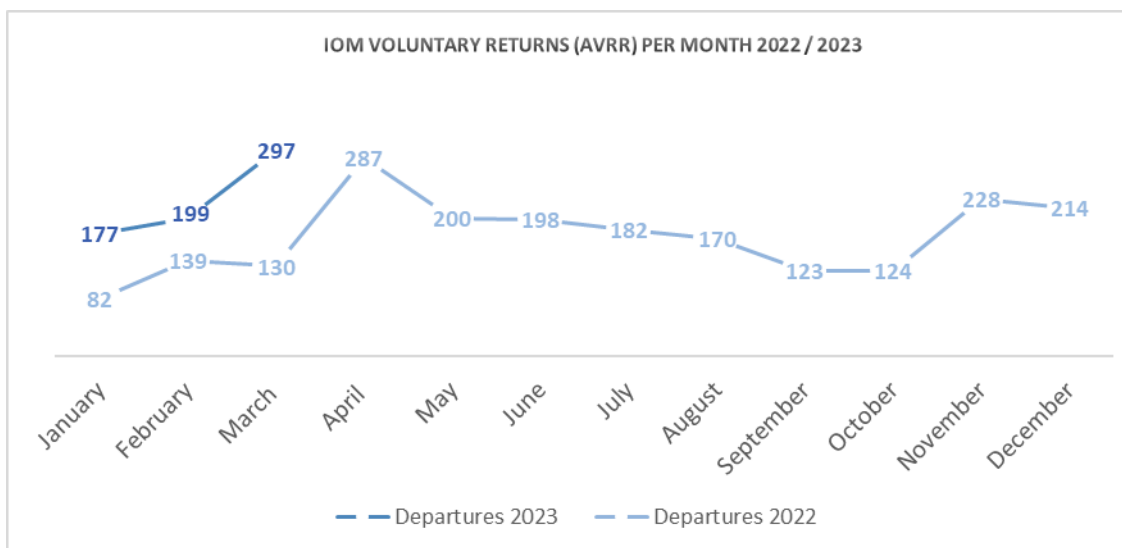
MONTHLY QUANTITATIVE REPORT – MARCH 2023

297 IOM AVR from Belgium in March. **98%** by plane, **2%** by land

100% received a small cash reinstallation grant (EUR 350 adult/EUR 175 child or EUR 50 adult/EUR 25 child) and **150** persons received transit assistance to reach final destination

673 IOM AVR from Belgium in 2023 to **52** countries of origin

Number of AVR beneficiaries (IOM voluntary returns) 2022/2023:¹



Month	January	February	March	Grand total
Departures 2023	177	199	297	673
Departures 2022	82	139	130	2077

¹ The AVR figures refer to the assisted voluntary returns organized via IOM. For a full overview of the voluntary return figures from Belgium, please consult the Fedasil website: <https://www.fedasil.be/en/statistics>



Total IOM Voluntary Returns – March:

Countries or areas/places of return	March		Total Departures 2023	Total Registrations 2023
	Departed	Registered		
AFGHANISTAN			0	0
ALBANIA	7	6	13	20
ALGERIA	3	8	8	21
ANGOLA		1	0	1
ARGENTINA			2	1
ARMENIA	17	14	25	27
AUSTRALIA			0	0
AUSTRIA			0	0
AZERBAIJAN			0	0
BANGLADESH			0	0
BARBADOS			0	0
BELARUS	11	16	32	44
BENIN			0	0
BHUTAN			0	0
BOLIVIA (THE PLURINATIONAL STATE OF)			0	0
BOSNIA AND HERZEGOVINA			0	0
BOTSWANA			0	0
BRAZIL	119	103	263	269
BULGARIA			0	0
BURKINA FASO			0	0
BURUNDI	1	1	3	3
CAMBODIA			0	0
CAMEROON			3	2
CANADA			0	0
CABO VERDE			0	0
CENTRAL AFRICAN REPUBLIC			0	0
CHAD			1	1
CHILE	1	1	2	1
CHINA			1	1
COLOMBIA	8	12	26	31
CONGO (Brazzaville)		1	0	1
CONGO, DEMOCRATIC REPUBLIC OF		3	7	7
COSTA RICA			4	4
CÔTE D'IVOIRE			0	2
CROATIA			0	0
CUBA			0	0
CURACAO			0	0
CYPRUS			0	0
CZECHIA			0	0
DJIBOUTI	2		3	3
DOMINICAN REPUBLIC			0	0
ECUADOR			1	1
EGYPT		1	0	2
EL SALVADOR	17	14	42	50
EQUATORIAL GUINEA			0	0
ERITREA			0	0
ESTONIA			0	0
ETHIOPIA			1	0
GABON			0	0
GAMBIA			0	6
GEORGIA	13	26	22	42



International Organization for Migration (IOM)
The UN Migration Agency

Countries or areas/places of return	March		Total Departures 2023	Total Registrations 2023
	Departed	Registered		
GERMANY			0	0
GHANA		1	0	2
GREECE			0	0
GUATEMALA		1	3	3
GUINEA		2	1	5
GUINEA-BISSAU			0	0
GUYANA			0	0
HAITI			0	0
HONDURAS			1	0
CHINA, HONG KONG SAR			0	0
HUNGARY			1	1
INDIA		2	0	4
INDONESIA			0	0
IRAN (THE ISLAMIC REPUBLIC OF)	1	5	8	12
IRAQ	6	9	11	20
IRELAND			0	0
ISRAEL			0	0
ITALY			0	0
JAMAICA			0	0
JORDAN		2	4	8
KAZAKHSTAN		1	0	1
KENYA			0	0
KOREA, REPUBLIC OF			0	0
KUWAIT			0	0
KYRGYZSTAN	2	3	5	6
LAO PEOPLE'S DEMOCRATIC REPUBLIC			0	0
LATVIA			0	0
LEBANON	1	3	2	9
LIBERIA			0	0
LIBYAN ARAB JAMAHIRIYA			0	1
LITHUANIA			0	0
MADAGASCAR			0	0
MALAYSIA			0	0
MALI			0	0
MALTA			0	0
MAURITANIA	1	6	1	7
MAURITIUS			0	0
MEXICO			0	0
MOLDOVA, REPUBLIC OF	14	20	29	65
MONGOLIA	7	25	20	54
MONTENEGRO			0	0
MOROCCO	5	10	6	19
MOZAMBIQUE			0	0
MYANMAR			0	0
NEPAL		1	0	1
NETHERLANDS ANTILLES			0	0
NICARAGUA			0	0
NIGER			0	0
NIGERIA			2	6
NORTH MACEDONIA	2	12	3	14
NORWAY			0	0
PAKISTAN	4	10	14	24
PALESTINIAN TERRITORIES			0	0
PANAMA			0	0
PARAGUAY	2	3	2	3
PERU	6	12	19	26
PHILIPPINES	3	4	5	8



International Organization for Migration (IOM)

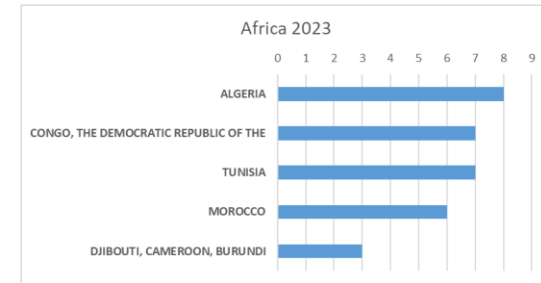
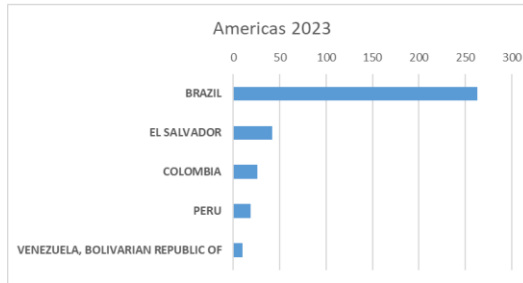
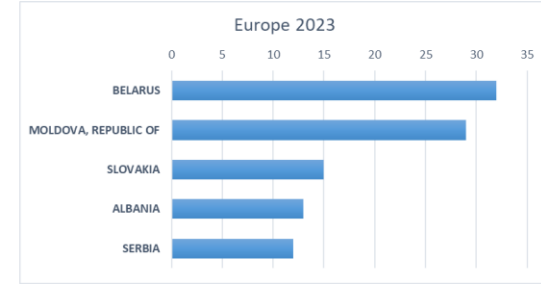
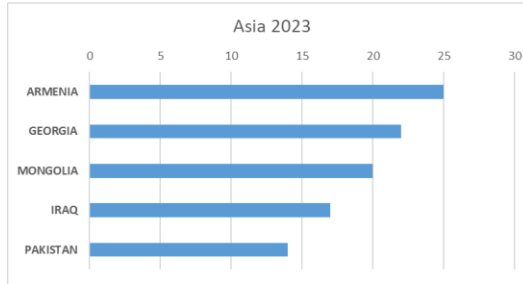
The UN Migration Agency

Countries or areas/places of return	March		Total Departures 2023	Total Registrations 2023
	Departed	Registered		
POLAND			0	0
PORTUGAL			0	1
ROMANIA	8	23	9	30
RUSSIAN FEDERATION	10	14	12	23
RWANDA		3	0	3
SAUDI ARABIA			0	0
SAO TOME AND PRINCIPE			0	0
SENEGAL		2	1	3
SERBIA	11	1	12	16
SIERRA LEONE			0	0
SLOVAKIA	3	3	15	20
SOMALIA		3	0	3
SOUTH AFRICA			0	0
SOUTH SUDAN			0	0
SPAIN			1	1
SRI LANKA			2	2
SUDAN		3	1	5
SURINAME		2	1	3
SYRIAN ARAB REPUBLIC			0	0
SWEDEN			0	0
TAIWAN PROVINCE OF THE PEOPLE'S REPUBLIC OF CHINA			0	0
TAJIKISTAN		1	0	1
TANZANIA, UNITED REPUBLIC OF			0	0
THAILAND			0	1
TOGO			0	1
TRINIDAD AND TOBAGO			0	0
TUNISIA	5	3	7	10
TÜRKIYE	1	8	4	14
TUVALU			0	0
UGANDA		1	0	1
UKRAINE		1	0	1
UNITED ARABES EMIRATES			0	0
UNITED KINGDOM			0	0
UNITED STATES OF AMERICA			0	0
URUGUAY			1	1
UZBEKISTAN		1	0	1
VENEZUELA (BOLIVARIAN REPUBLIC OF)	6	8	10	19
VIET NAM			0	0
YEMEN			0	0
ZAMBIA			0	0
ZIMBABWE			0	0
KOSOVO UNSCR 1244		3	1	3
Grand Total	297	419	673	1002



Top-5 Destination countries per Region / Continent 2023

Voluntary Returns to Asia	2023
ARMENIA	25
GEORGIA	22
MONGOLIA	20
IRAQ	17
PAKISTAN	14
Voluntary Returns to Europe	2023
BELARUS	32
MOLDOVA, REPUBLIC OF	29
SLOVAKIA	15
ALBANIA	13
SERBIA	12
Voluntary Returns to Africa	2023
ALGERIA	8
CONGO, THE DEMOCRATIC REPUBLIC OF THE	7
TUNISIA	7
MOROCCO	6
DJIBOUTI, CAMEROON, BURUNDI	3
Voluntary returns to Americas	2023
BRAZIL	263
EL SALVADOR	42
COLOMBIA	26
PERU	19
VENEZUELA, BOLIVARIAN REPUBLIC OF	10



Voluntary Returns per Region / Continent 2023

Voluntary Returns per Continent	January	February	March	2023
Africa	13	15	17	45
Asia	30	38	55	123
Europe	23	39	66	128
Americas	111	107	159	377
Grand Total	177	199	297	673

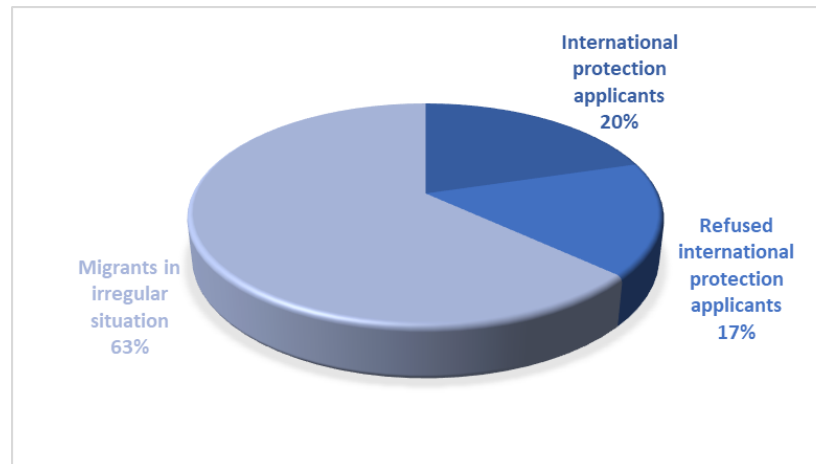


International Organization for Migration (IOM)
The UN Migration Agency

Voluntary Returns per Province 2023

Voluntary Returns per Province	January	February	March	Persons
Antwerpen	24	28	48	100
Brabant Wallon	1	6	3	10
Brussels City	128	126	191	445
Hainaut	3	4	8	15
Liège	7	14	4	25
Limburg	0	1	3	4
Luxembourg	0	1	4	5
Namur	0	2	0	2
Oost-Vlaanderen	4	6	5	15
Vlaams-Brabant	5	10	22	37
West-Vlaanderen	5	1	9	15
Grand Total	177	199	297	673

Voluntary Returns per Migrant Type classification 2023





Voluntary Returns per Migrant Type	January	February	March	Persons
International protection applicants	21	51	65	137
Refused international protection applicants	42	24	45	111
Migrants in irregular situation	114	124	187	425
Grand Total	177	199	297	673

Voluntary Returns per Sex 2023

Female Other Male



Female Indeterminate Male

275 (41%) 0 (0%) 398 (59%)

Voluntary Returns per Family composition 2023

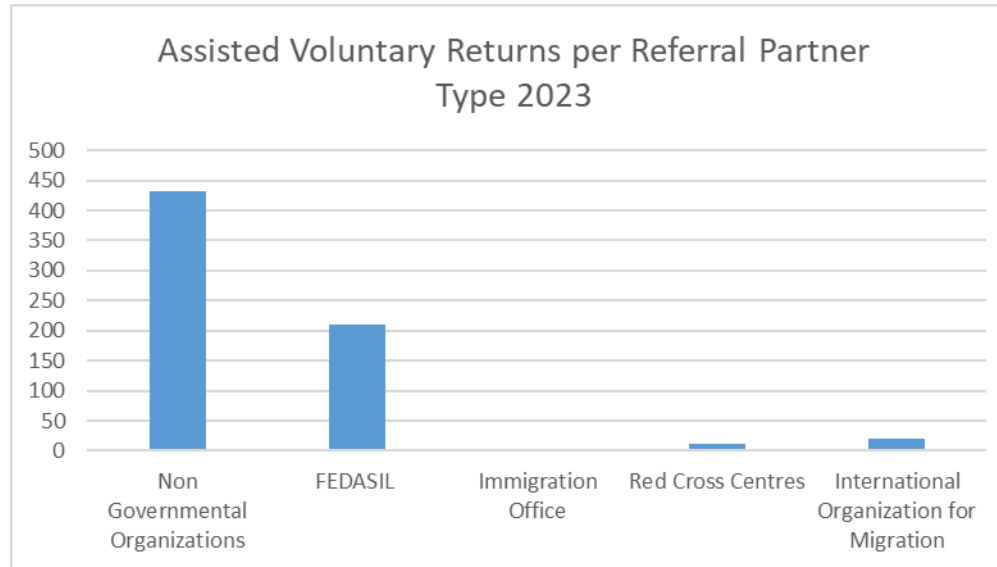
Single vs Families



343 single – 330 with family members



Voluntary Returns per Partner Type 2023



Referrals per Partner Type	January	February	March	2023
Non Governmental Organizations	129	120	183	432
FEDASIL	47	65	99	211
Immigration Office	0	0	0	0
Red Cross Centres	0	8	3	11
International Organization for Migration	1	6	12	19
Grand Total	177	199	297	673



International Organization for Migration (IOM)
The UN Migration Agency

Voluntary Returns / Asylum Requests 2023

Month	Asylum Requests	Voluntary Returns IOM
January	2785	177
February	2399	199
March	2644	297
April		
May		
June		
July		
August		
September		
October		
November		
December		
Grand Total	7828	673



International Organization for Migration (IOM)
The UN Migration Agency

Reintegration support IOM – March 2023

Destination country AVRR – Reintegration IOM	Persons
ALBANIA	7
ALGERIA	2
ARMENIA	10
BELARUS	11
BRAZIL	16
COLOMBIA	1
DJIBOUTI	2
EL SALVADOR	6
GEORGIA	11
IRAN, ISLAMIC REPUBLIC OF	1
IRAQ	4
MONGOLIA	6
MOROCCO	3
PAKISTAN	2
PHILIPPINES	3
RUSSIAN FEDERATION	2
SERBIA	5
TÜRKIYE, REPUBLIC OF	1
VENEZUELA, BOLIVARIAN REPUBLIC OF	6
Grand Total	99

Assistance to Vulnerable Migrants	Persons
Persons with health-related needs	14
Mental health needs	3
Adapted Medical Assistance After Return (AMAAR)	0
Pregnant women	0
Families with children	13
Single parents	0
Elderly persons	2
Unaccompanied Migrant Children (UMC)	0
ex-UMC	0
Victims of Trafficking (VoT)	3
Grand total	35