



## ASSISTED VOLUNTARY RETURN FROM BELGIUM (REAB)

### MONTHLY QUANTITATIVE REPORT – FEBRUARY 2023

**199** IOM AVR from Belgium in February.

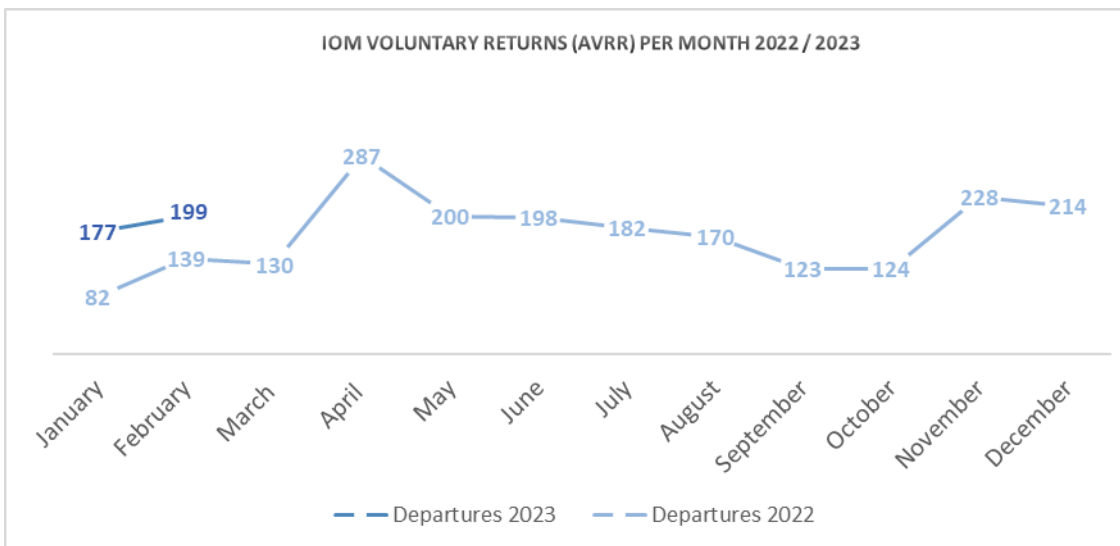
**98%** by plane, **2%** by land

**100%** received a small cash reinstallation grant (EUR 350 adult/EUR 175 child or EUR 50 adult/EUR 25 child) and

**109** persons received transit assistance to reach final destination

**376** IOM AVR from Belgium in 2023 to **50** countries of origin

### Number of AVR beneficiaries (IOM voluntary returns) 2022/2023:<sup>1</sup>



Month	January	February	Grand total
Departures 2023	177	199	376
Departures 2022	82	139	2077

<sup>1</sup> The AVR figures refer to the assisted voluntary returns organized via IOM. For a full overview of the voluntary return figures from Belgium, please consult the Fedasil website: <https://www.fedasil.be/en/statistics>



## Total IOM Voluntary Returns – February:

Countries or areas/places of return	February		Total Departures 2023	Total Registrations 2023
	Departed	Registered		
AFGHANISTAN			0	0
ALBANIA	4	7	6	14
ALGERIA	5	6	5	13
ANGOLA			0	0
ARGENTINA			2	1
ARMENIA	6	7	8	13
AUSTRALIA			0	0
AUSTRIA			0	0
AZERBAIJAN			0	0
BANGLADESH			0	0
BARBADOS			0	0
BELARUS	13	12	21	28
BENIN			0	0
BHUTAN			0	0
BOLIVIA (THE PLURINATIONAL STATE OF)			0	0
BOSNIA AND HERZEGOVINA			0	0
BOTSWANA			0	0
BRAZIL	75	91	144	166
BULGARIA			0	0
BURKINA FASO			0	0
BURUNDI	2		2	2
CAMBODIA			0	0
CAMEROON	1	1	3	2
CANADA			0	0
CABO VERDE			0	0
CENTRAL AFRICAN REPUBLIC			0	0
CHAD	1		1	1
CHILE			1	0
CHINA	1		1	1
COLOMBIA	7	8	18	19
CONGO (Brazzaville)			0	0
CONGO, DEMOCRATIC REPUBLIC OF	3	2	7	4
COSTA RICA	4		4	4
CÔTE D'IVOIRE		1	0	2
CROATIA			0	0
CUBA			0	0
CURACAO			0	0
CYPRUS			0	0
CZECHIA			0	0
DJIBOUTI	1	3	1	3
DOMINICAN REPUBLIC			0	0
ECUADOR	1		1	1
EGYPT		1	0	1
EL SALVADOR	6	17	25	36
EQUATORIAL GUINEA			0	0
ERITREA			0	0
ESTONIA			0	0
ETHIOPIA			1	0
GABON			0	0
GAMBIA			0	6
GEORGIA	7	10	9	16



International Organization for Migration (IOM)  
The UN Migration Agency

Countries or areas/places of return	February		Total Departures 2023	Total Registrations 2023
	Departed	Registered		
GERMANY			0	0
GHANA		1	0	1
GREECE			0	0
GUATEMALA		1	3	2
GUINEA	1	2	1	3
GUINEA-BISSAU			0	0
GUYANA			0	0
HAITI			0	0
HONDURAS	1		1	0
CHINA, HONG KONG SAR			0	0
HUNGARY	1		1	1
INDIA		1	0	2
INDONESIA			0	0
IRAN (THE ISLAMIC REPUBLIC OF)	1	3	7	7
IRAQ	5	5	5	11
IRELAND			0	0
ISRAEL			0	0
ITALY			0	0
JAMAICA			0	0
JORDAN	1		4	6
KAZAKHSTAN			0	0
KENYA			0	0
KOREA, REPUBLIC OF			0	0
KUWAIT			0	0
KYRGYZSTAN	3	3	3	3
LAO PEOPLE'S DEMOCRATIC REPUBLIC			0	0
LATVIA			0	0
LEBANON	1	4	1	6
LIBERIA			0	0
LIBYAN ARAB JAMAHIRIYA			0	1
LITHUANIA			0	0
MADAGASCAR			0	0
MALAYSIA			0	0
MALI			0	0
MALTA			0	0
MAURITANIA		1	0	1
MAURITIUS			0	0
MEXICO			0	0
MOLDOVA, REPUBLIC OF	11	27	15	45
MONGOLIA	4	11	13	29
MONTENEGRO			0	0
MOROCCO		6	1	9
MOZAMBIQUE			0	0
MYANMAR			0	0
NEPAL			0	0
NETHERLANDS ANTILLES			0	0
NICARAGUA			0	0
NIGER			0	0
NIGERIA		1	2	6
NORTH MACEDONIA		2	1	2
NORWAY			0	0
PAKISTAN	6	6	10	14
PALESTINIAN TERRITORIES			0	0
PANAMA			0	0
PARAGUAY			0	0
PERU	10	5	13	14
PHILIPPINES	2	2	2	4



International Organization for Migration (IOM)

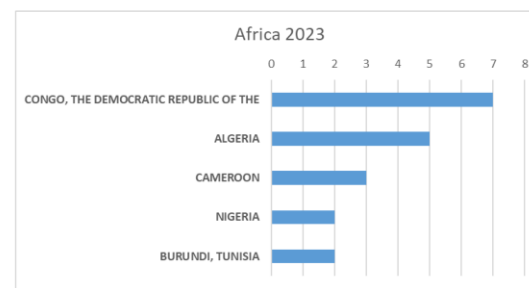
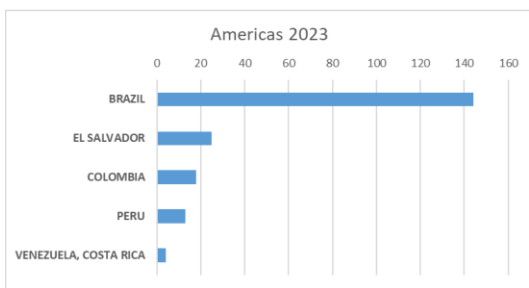
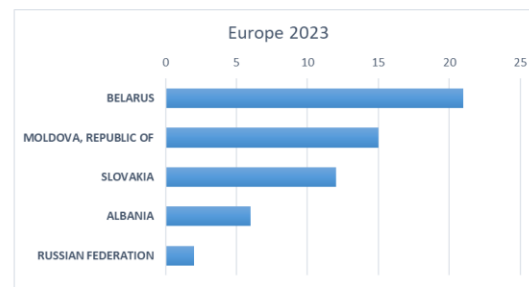
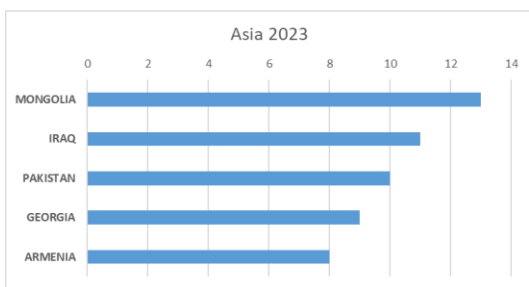
The UN Migration Agency

Countries or areas/places of return	February		Total Departures 2023	Total Registrations 2023
	Departed	Registered		
POLAND			0	0
PORTUGAL		1	0	1
ROMANIA	1	5	1	7
RUSSIAN FEDERATION	2	7	2	9
RWANDA			0	0
SAUDI ARABIA			0	0
SAO TOME AND PRINCIPE			0	0
SENEGAL			1	1
SERBIA		15	1	15
SIERRA LEONE			0	0
SLOVAKIA	5	9	12	17
SOMALIA			0	0
SOUTH AFRICA			0	0
SOUTH SUDAN			0	0
SPAIN	1		1	1
SRI LANKA			2	2
SUDAN			1	2
SURINAME			1	1
SYRIAN ARAB REPUBLIC			0	0
SWEDEN			0	0
TAIWAN PROVINCE OF THE PEOPLE'S REPUBLIC OF CHINA			0	0
TAJIKISTAN			0	0
TANZANIA, UNITED REPUBLIC OF			0	0
THAILAND			0	1
TOGO			0	1
TRINIDAD AND TOBAGO			0	0
TUNISIA	1	6	2	7
TÜRKIYE	1	1	3	6
TUVALU			0	0
UGANDA			0	0
UKRAINE			0	0
UNITED ARABES EMIRATES			0	0
UNITED KINGDOM			0	0
UNITED STATES OF AMERICA			0	0
URUGUAY			1	1
UZBEKISTAN			0	0
VENEZUELA (BOLIVARIAN REPUBLIC OF)	3	2	4	11
VIET NAM			0	0
YEMEN			0	0
ZAMBIA			0	0
ZIMBABWE			0	0
KOSOVO UNSCR 1244	1		1	0
<b>Grand Total</b>	<b>199</b>	<b>293</b>	<b>376</b>	<b>583</b>



### Top-5 Destination countries per Region / Continent 2023

Voluntary Returns to Asia		2023
MONGOLIA		13
IRAQ		11
PAKISTAN		10
GEORGIA		9
ARMENIA		8
Voluntary Returns to Europe		2023
BELARUS		21
MOLDOVA, REPUBLIC OF		15
SLOVAKIA		12
ALBANIA		6
RUSSIAN FEDERATION		2
Voluntary Returns to Africa		2023
CONGO, THE DEMOCRATIC REPUBLIC OF THE		7
ALGERIA		5
CAMEROON		3
NIGERIA		2
BURUNDI, TUNISIA		2
Voluntary returns to Americas		2023
BRAZIL		144
EL SALVADOR		25
COLOMBIA		18
PERU		13
VENEZUELA, COSTA RICA		4



### Voluntary Returns per Region / Continent 2023

Voluntary Returns per Continent	January	February	2023
<b>Africa</b>	13	15	28
<b>Asia</b>	30	38	68
<b>Europe</b>	23	39	62
<b>Americas</b>	111	107	218
<b>Grand Total</b>	<b>177</b>	<b>199</b>	<b>376</b>

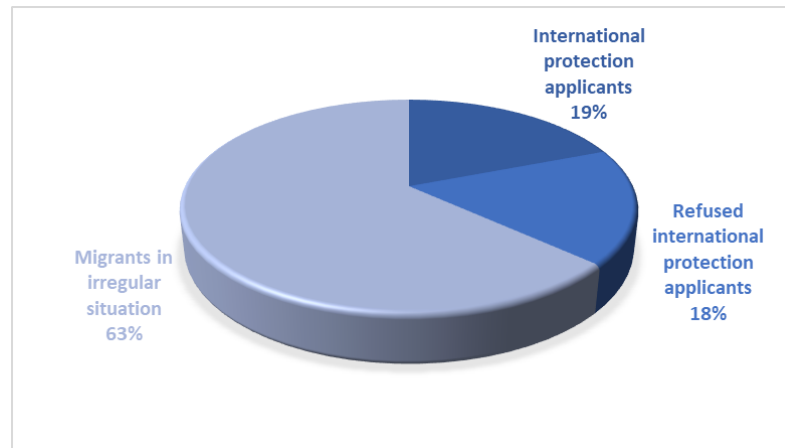


International Organization for Migration (IOM)  
The UN Migration Agency

## Voluntary Returns per Province 2023

Voluntary Returns per Province	January	February	Persons
Antwerpen	24	28	52
Brabant Wallon	1	6	7
Brussels City	128	126	254
Hainaut	3	4	7
Liège	7	14	21
Limburg	0	1	1
Luxembourg	0	1	1
Namur	0	2	2
Oost-Vlaanderen	4	6	10
Vlaams-Brabant	5	10	15
West-Vlaanderen	5	1	6
<b>Grand Total</b>	<b>177</b>	<b>199</b>	<b>376</b>

## Voluntary Returns per Migrant Type classification 2023





Voluntary Returns per Migrant Type	January	February	Persons
International protection applicants	21	51	72
Refused international protection applicants	42	24	66
Migrants in irregular situation	114	124	238
Grand Total	177	199	376

### Voluntary Returns per Sex 2023

Female Other Male



Female Indeterminate Male

163 (43%)    0 (0%)    213 (57%)

### Voluntary Returns per Family composition 2023

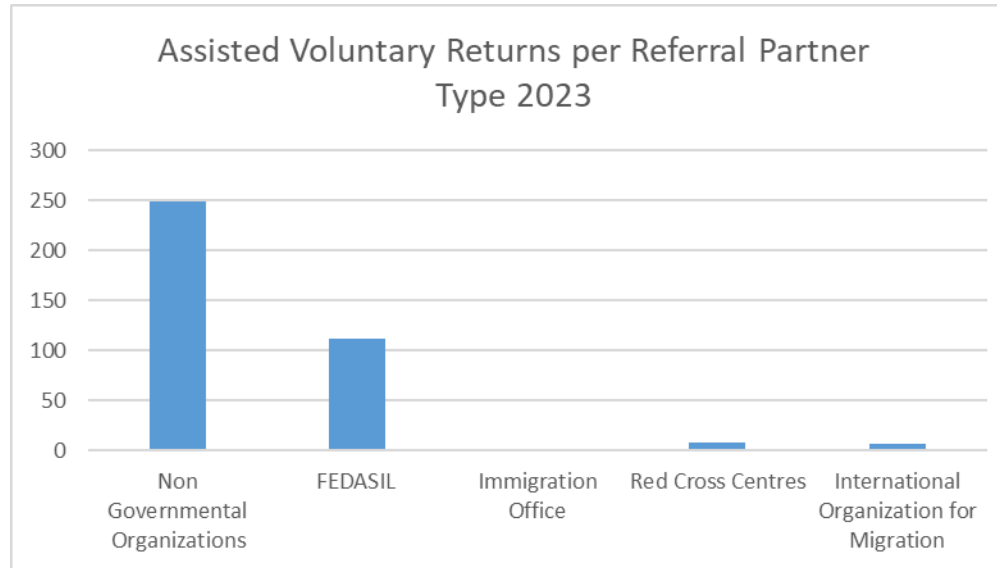
Single vs Families



203 single – 173 with family members



## Voluntary Returns per Partner Type 2023



Referrals per Partner Type	January	February	2023
Non Governmental Organizations	129	120	249
FEDASIL	47	65	112
Immigration Office	0	0	0
Red Cross Centres	0	8	8
International Organization for Migration	1	6	7
Grand Total	177	199	376





International Organization for Migration (IOM)  
The UN Migration Agency

### Voluntary Returns / Asylum Requests 2023

Month	Asylum Requests	Voluntary Returns IOM
January	2785	177
February		199
March		
April		
May		
June		
July		
August		
September		
October		
November		
December		
<b>Grand Total</b>	<b>2785</b>	<b>376</b>



International Organization for Migration (IOM)  
The UN Migration Agency

## Reintegration support IOM – February 2023

Destination country AVRR – Reintegration IOM	Persons
ALBANIA	4
ARMENIA	6
BELARUS	6
BRAZIL	8
BURUNDI	2
CAMEROON	1
CHAD	1
CHINA	1
COLOMBIA	3
CONGO, THE DEMOCRATIC REPUBLIC OF THE	3
DJIBOUTI	1
EL SALVADOR	5
GEORGIA	6
GUINEA	1
HONDURAS	1
IRAN, ISLAMIC REPUBLIC OF	1
IRAQ	1
LEBANON	1
MOLDOVA, REPUBLIC OF	11
MONGOLIA	4
PAKISTAN	3
PERU	3
PHILIPPINES	2
RUSSIAN FEDERATION	2
TÜRKIYE, REPUBLIC OF	1
VENEZUELA, BOLIVARIAN REPUBLIC OF	3
<b>Grand Total</b>	<b>81</b>

Assistance to Vulnerable Migrants	Persons
Persons with health-related needs	18
Mental health needs	0
Adapted Medical Assistance After Return (AMAAR)	0
Pregnant women	1
Families with children	12
Single parents	1
Elderly persons	0
Unaccompanied Migrant Children (UMC)	1
ex-UMC	0
Victims of Trafficking (VoT)	0
<b>Grand total</b>	<b>33</b>